

V&V Reference Report

L2 ASCDS Version : 10.9.1

Observation 5474 - L2 Version 4
Chandra X-Ray Center

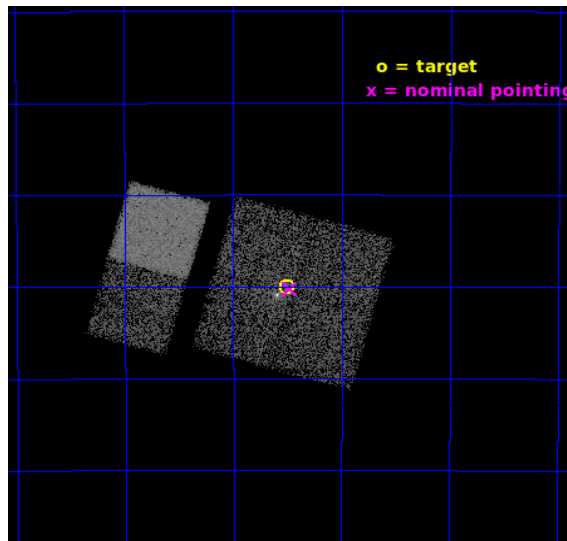
L2 Processing Date : Oct 9 2020

Contents

1	Front	2
2	OBI	3
2.1	OBI	3
2.1.1	Images	3
2.1.2	Bias	3
2.1.3	Parameters	4
2.1.4	Events	4
2.2	Compared Parameters	5
2.3	Aspect	6
2.4	Star Slots	9
2.4.1	Slot 3	9
2.4.2	Slot 4	10
2.4.3	Slot 5	11
2.4.4	Slot 6	12
2.4.5	Slot 7	13
2.5	FID Slots	14
2.5.1	Slot 0	14
2.5.2	Slot 1	15
2.5.3	Slot 2	16
A	Summary	17
A.1	Status	17
A.2	Comments	17

1 Front


seq_num	400404	Sequence number
obs_id	5474	Observation id
title	Localization of INTEGRAL-Selected Sources in the Norma Region	Prop
observer	John Tomsick	Principal investigator
object	IGR J17195-4100	Source name
dtycycle	0	
cycle	P	events from which exps? Prim/Second/Both
ra_targ	259.875	Observer's specified target RA [deg]
dec_targ	-41.0	Observer's specified target Dec [deg]
ra_nom	259.86922726995	Nominal RA [deg]
dec_nom	-41.00411806114	Nominal Dec [deg]
roll_nom	285.69904564514	Nominal Roll [deg]
revision	4	Processing version of data
ontime	4760.8645736277	Sum of GTIs [s]
livetime	4700.579639748	Livetime [s]
ontime0	4760.7414536476	Sum of GTIs [s]
ontime1	4760.7824936211	Sum of GTIs [s]
ontime2	4760.8235535324	Sum of GTIs [s]
ontime3	4760.8645736277	Sum of GTIs [s]
ontime6	4760.9466536343	Sum of GTIs [s]
ontime7	4760.905613631	Sum of GTIs [s]
l2events	42101	Number of level 2 events




2 OBI

2.1 OBI

2.1.1 Images



2.1.2 Bias



2.1.3 Parameters

obi_num	0	Obi number	sched_exp_time	5000.000000	[s] Scheduled observation exposure time
ascdsver	10.9.1	Processing system revision	ontime	4760.8645736277	Sum of GTIs [s]
caldbver	4.9.2	 	ontime0	4760.7414536476	Sum of GTIs [s]
date	2020-10-09T14:04:51	Date and time of file creation	ontime1	4760.7824936211	Sum of GTIs [s]
revision	4	Processing version of data	ontime2	4760.8235535324	Sum of GTIs [s]
			ontime3	4760.8645736277	Sum of GTIs [s]
			ontime6	4760.9466536343	Sum of GTIs [s]
			ontime7	4760.905613631	Sum of GTIs [s]
			l1events	238218	Number of level 1 events

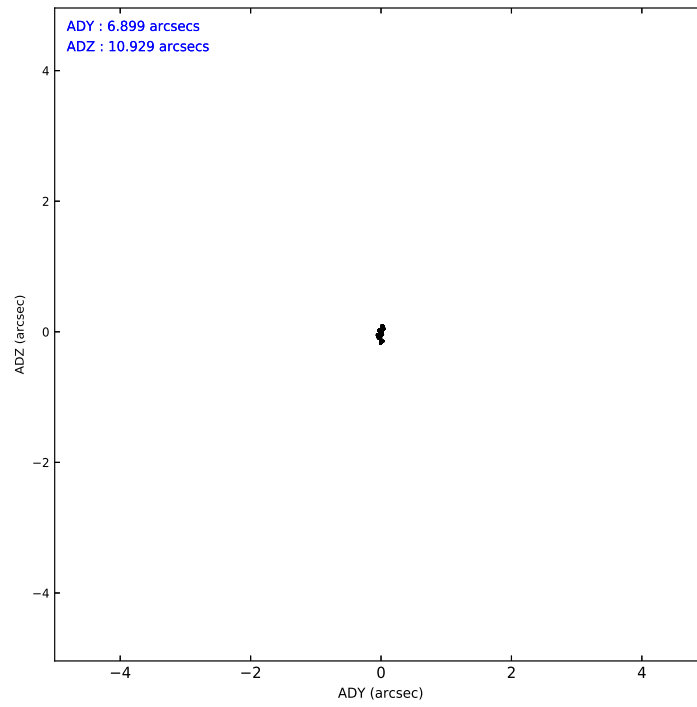
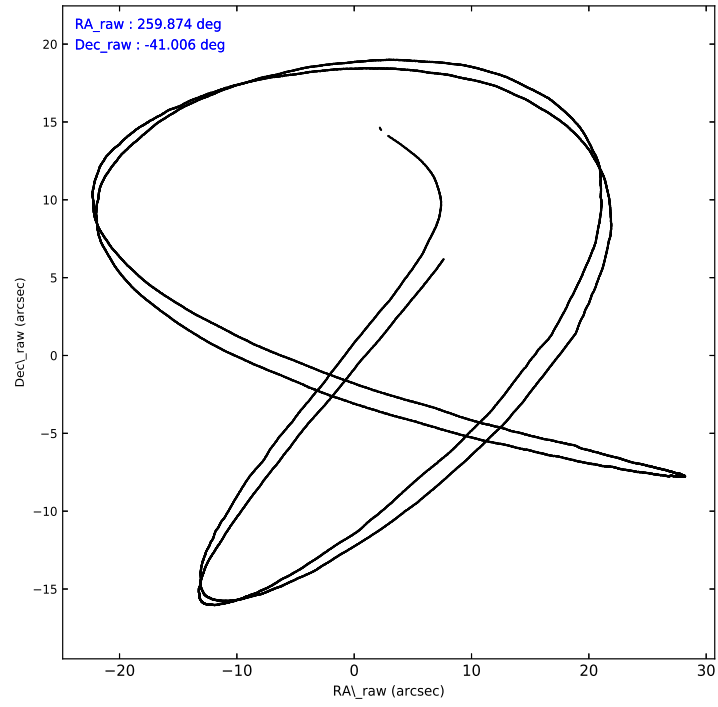
2.1.4 Events

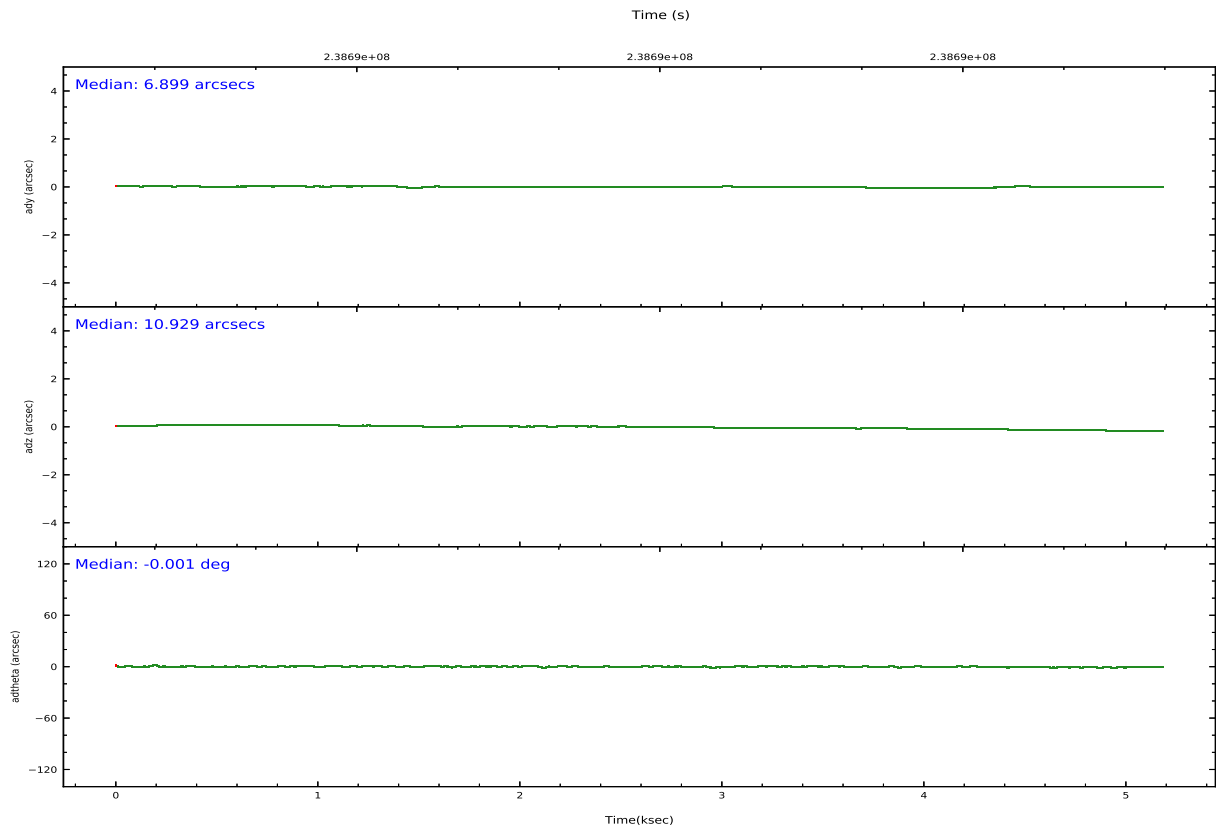
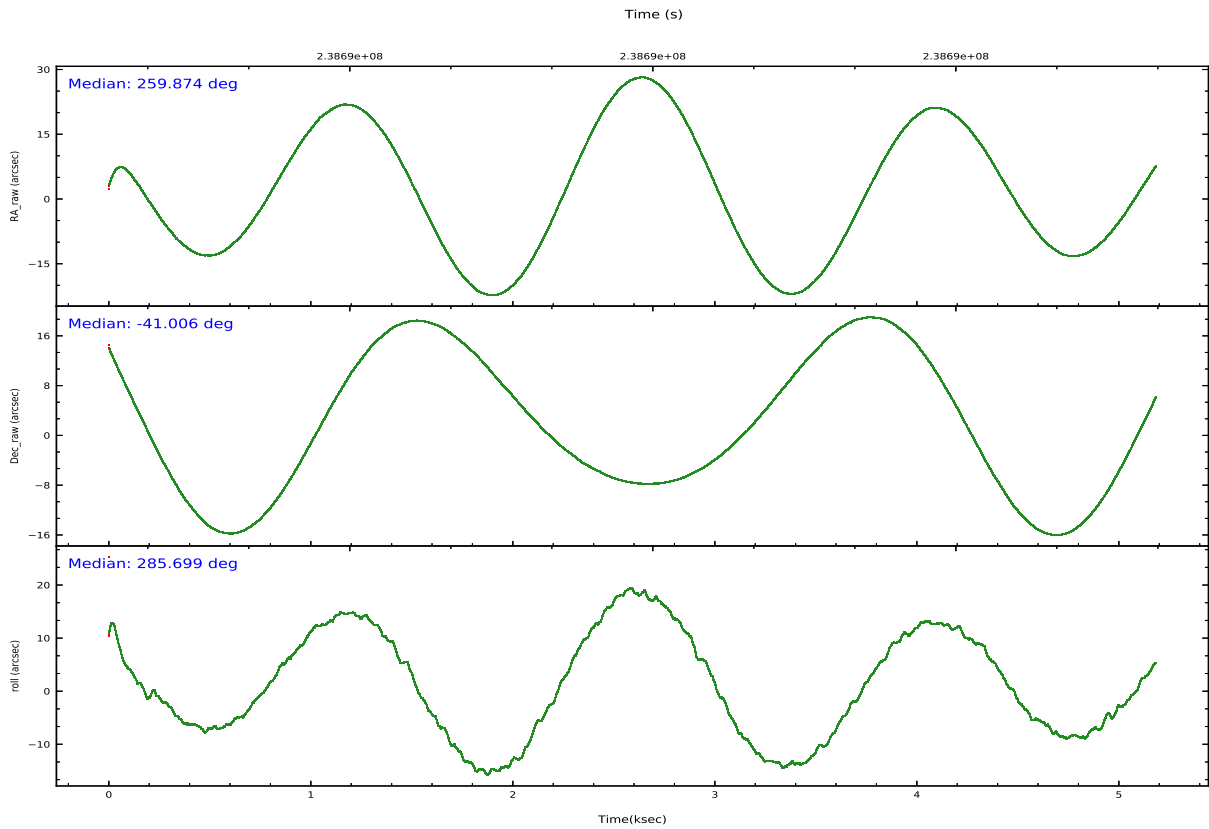
	ccd 0	ccd 1	ccd 2	ccd 3	ccd 6	ccd 7		ccd 0	ccd 1	ccd 2	ccd 3	ccd 6	ccd 7
level 1 events	35504	34596	40079	36747	40164	51128	grade 0 events	2055	2147	2980	2133	1829	1861
rejected events	30773	29627	34018	32049	35526	30067		5%	6%	7%	5%	4%	3%
rejected %	86%	85%	84%	87%	88%	58%	grade 1 events	21	22	165	38	18	52
								0%	0%	0%	0%	0%	0%
							grade 2 events	1025	1052	1112	843	982	4118
								2%	3%	2%	2%	2%	8%
							grade 3 events	464	456	520	482	439	1801
								1%	1%	1%	1%	1%	3%
							grade 4 events	399	432	477	474	442	1838
								1%	1%	1%	1%	1%	3%
							grade 5 events	1547	1540	1716	1690	1797	4833
								4%	4%	4%	4%	4%	9%
							grade 6 events	791	886	976	772	950	11451
								2%	2%	2%	2%	2%	22%
							grade 7 events	29202	28061	32133	30315	33707	25174
								82%	81%	80%	82%	83%	49%

2.2 Compared Parameters

Parameter	Planned	Actual	Parameter	Planned	Actual
Instrument	ACIS	ACIS	Obspar version number	8	8
Detector	ACIS-012367	ACIS-012367	Obspar file type	PREDICTED	ACTUAL
Grating	NONE	NONE	Obspar update status	NONE	UPDATED
Data mode	FAINT	FAINT	Number of optional ACIS chips dropped	0	0
Observation mode	POINTING	POINTING	On-chip summing requested	N	N
[deg] Pointing RA	259.848151	259.86922726995	Subarray requested	NONE	NONE
[deg] Pointing Dec	-40.985548	-41.00411806114	Alternating exposures requested	N	N
[deg] Pointing Roll	285.479060	285.69904564514	[s] Primary exposure time	0.000000	3.2
[mm] SIM focus pos	-0.782348	-0.7809083437167272			
[mm] SIM defocus	0	0.001439871863259334			
[mm] SIM translation stage pos	-233.592463	-233.5874344608287			
[mm] SIM translation stage offset	0	-0.005018542100998502			
[s] Observation start time (MET)	238684491.184000	238683473.76899			
Observation start date	2005-07-25T13:13:47	2005-07-25T12:57:53			
[s] Observation end time (MET)	238689491.184000	238689898.98178			
Observation end date	2005-07-25T14:37:07	2005-07-25T14:44:58			
Read mode	TIMED	TIMED			

2.3 Aspect





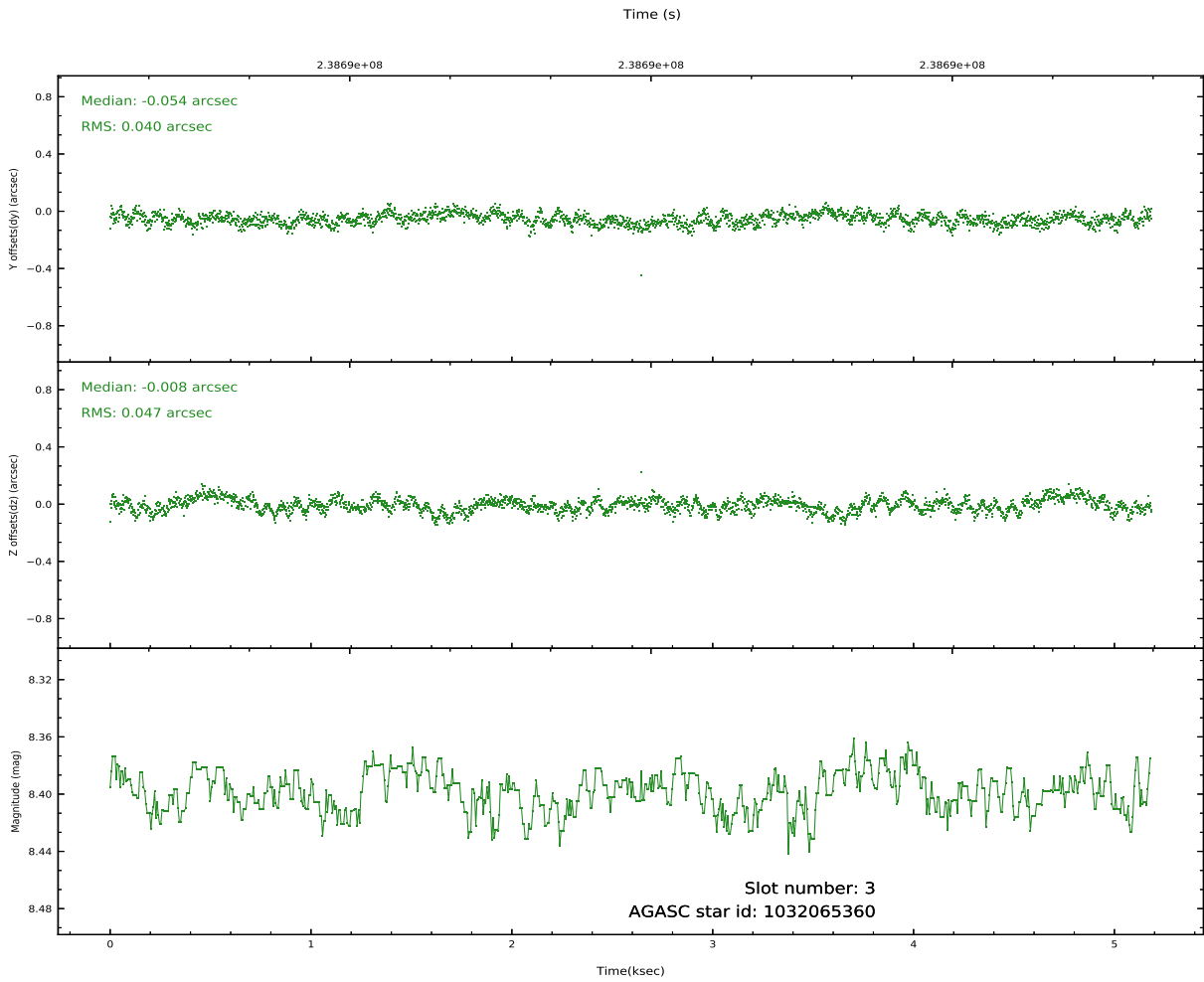
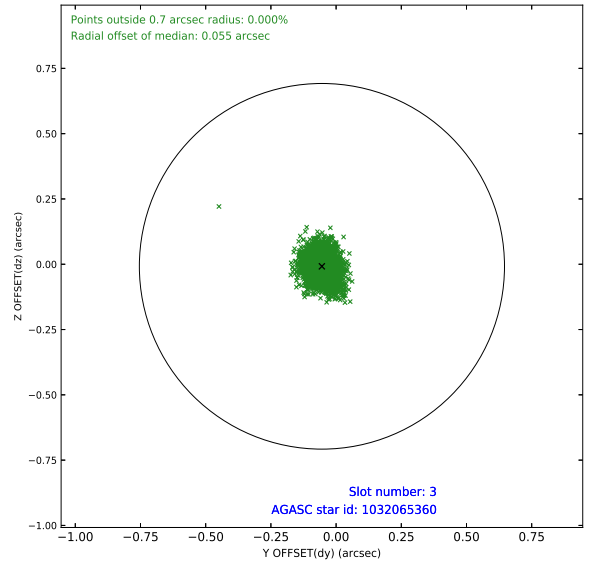
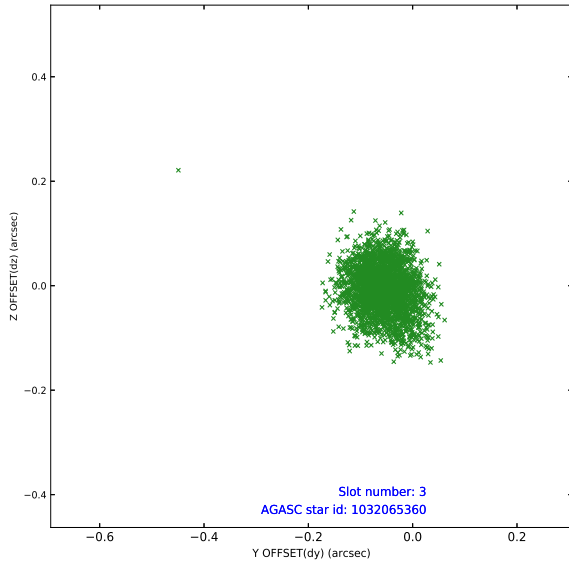
Slot Statistics

slot	status	used	id	mag	n_pts	frac_pts	med_dy	med_dz	dr1	dr2	ra	dec	mean_y	mea
0	FID		ACIS-I-1	7.24	1265	1.000	0.041	-0.043	0.007	0.012	0.000000	0.000000	932.82	-834
1	FID		ACIS-I-5	7.23	1265	1.000	-0.209	0.038	0.006	0.011	0.000000	0.000000	-1814.87	1062
2	FID		ACIS-I-6	7.25	1265	1.000	0.077	0.075	0.007	0.012	0.000000	0.000000	397.16	1708
3	GUIDE	used	1032065360	8.40	2530	1.000	-0.054	-0.008	0.065	0.104	259.684100	-41.099417	275.01	-537
4	GUIDE	used	1033770424	8.24	2529	1.000	-0.147	0.004	0.055	0.090	260.243465	-40.286835	-2134.02	1717
5	GUIDE	used	1034291960	8.83	2526	1.000	0.024	0.139	0.068	0.107	260.615806	-41.317914	1713.20	1680
6	GUIDE	used	1032069200	8.73	2530	1.000	-0.054	-0.110	0.077	0.121	258.953756	-41.099138	-242.15	-2448
7	GUIDE	used	1033775792	7.30	2529	1.000	0.236	-0.026	0.045	0.076	260.192320	-40.388299	-1820.22	1483

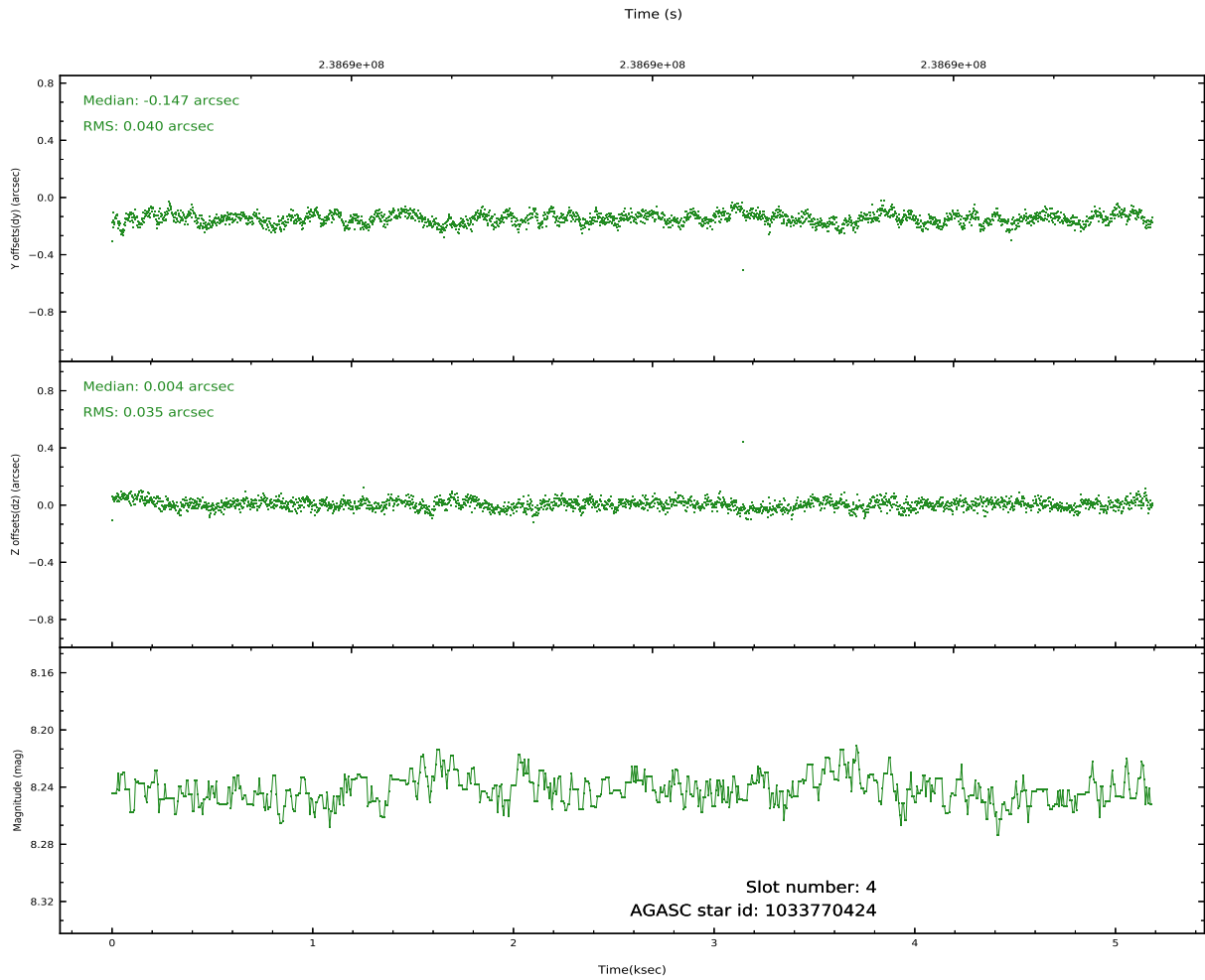
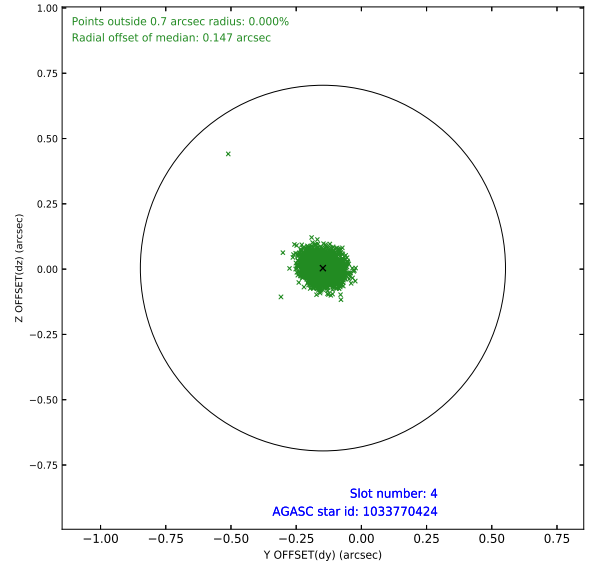
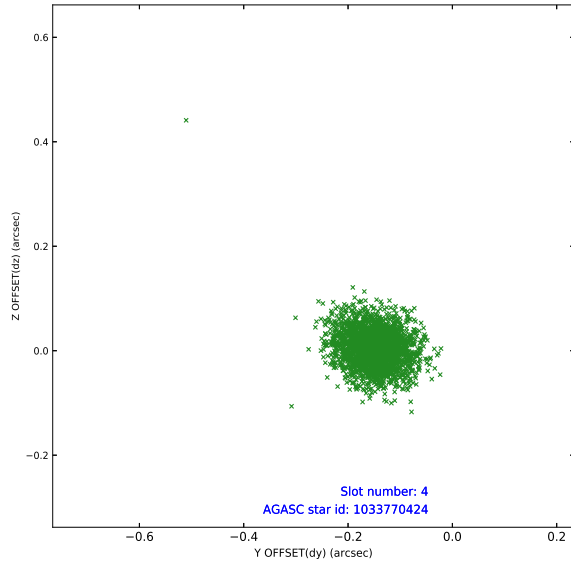
∞

2.4 Star Slots

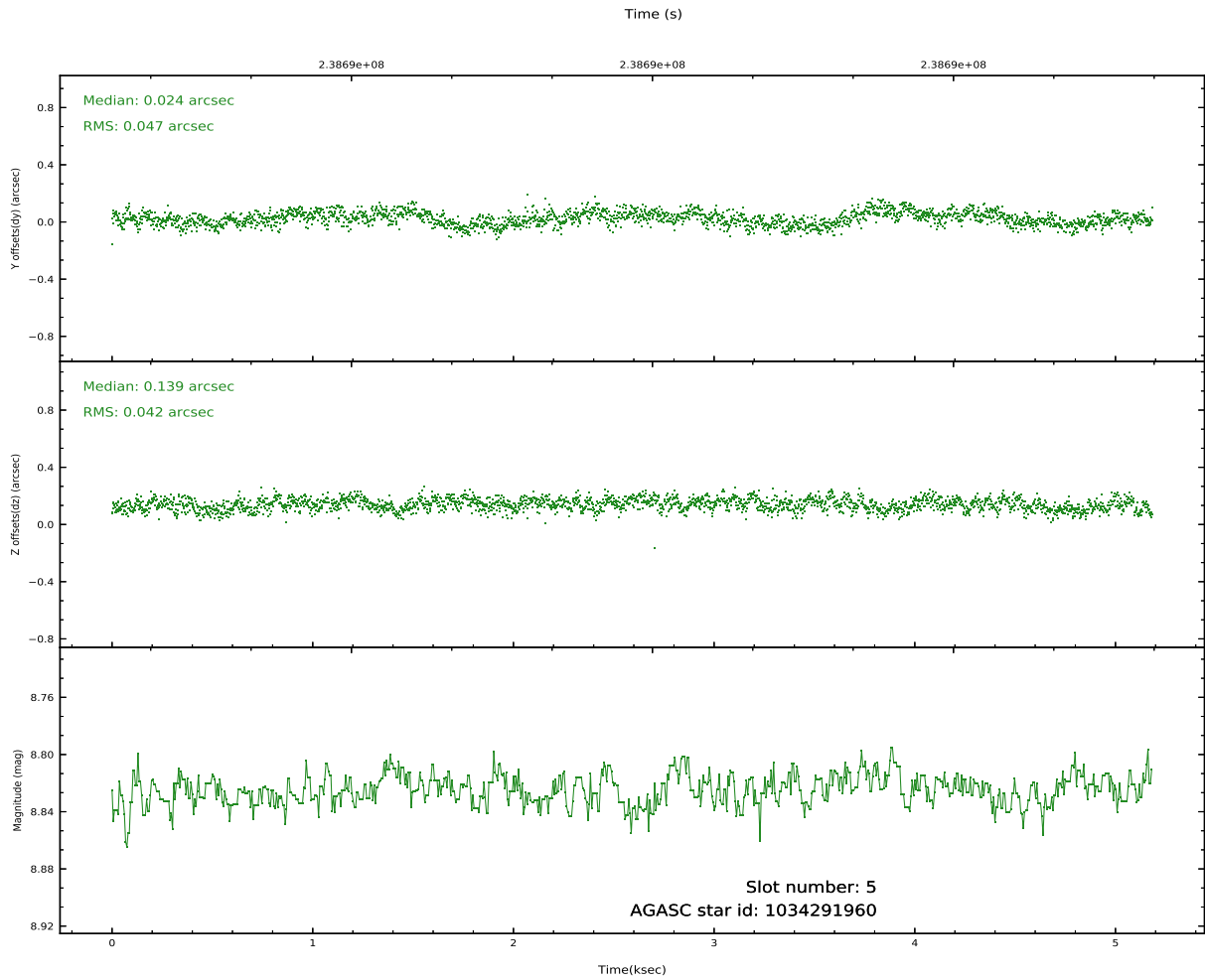
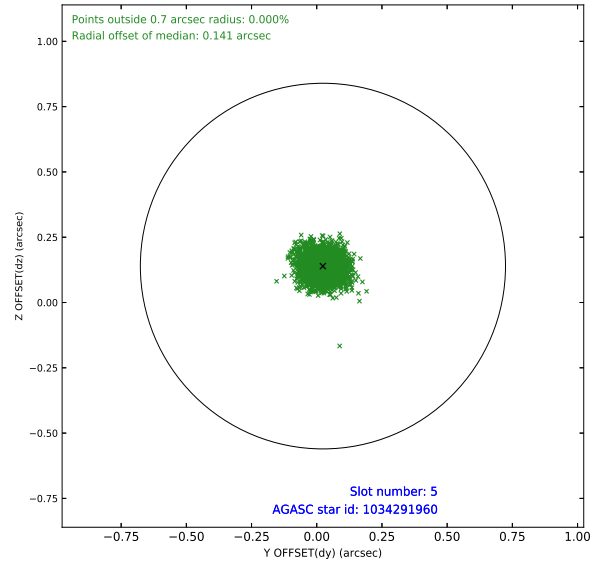
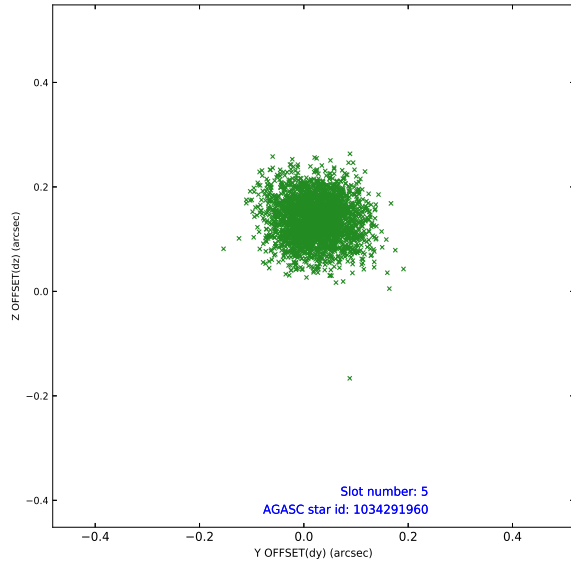
2.4.1 Slot 3



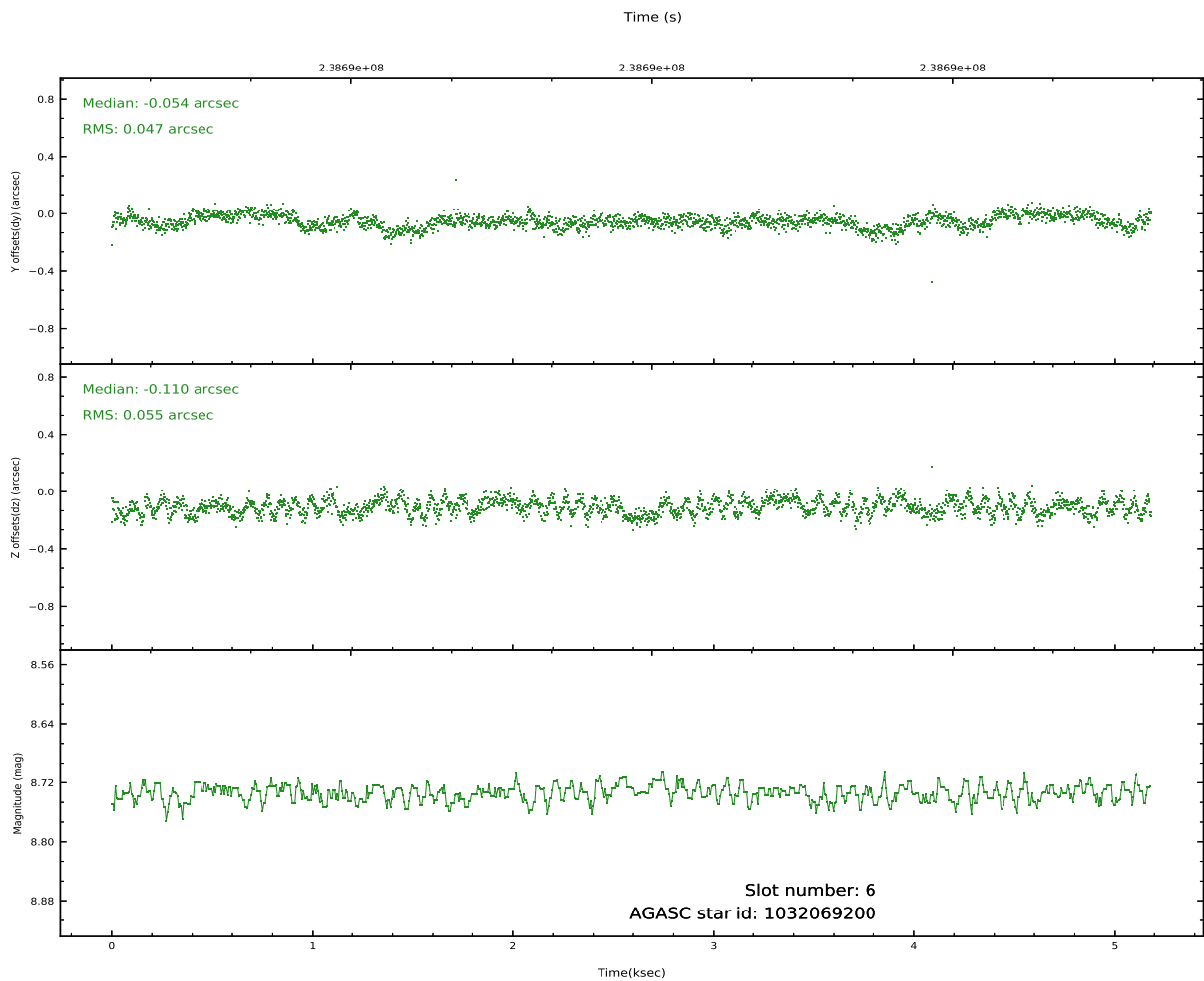
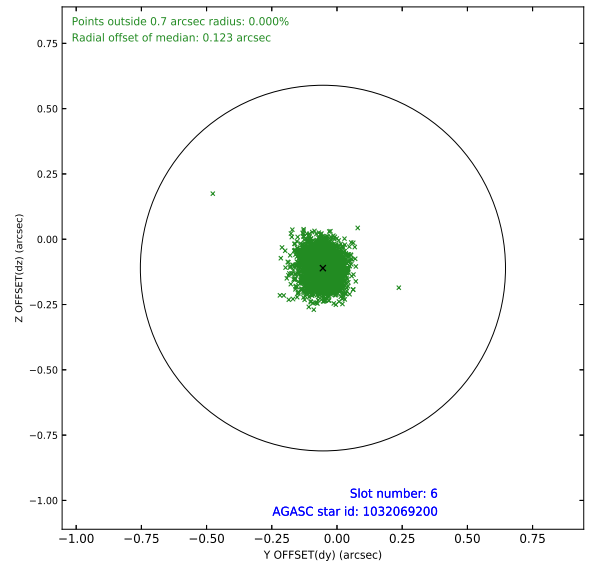
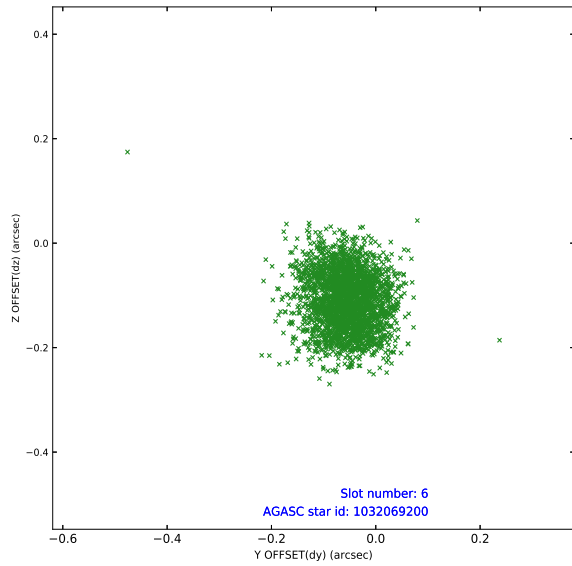
2.4.2 Slot 4



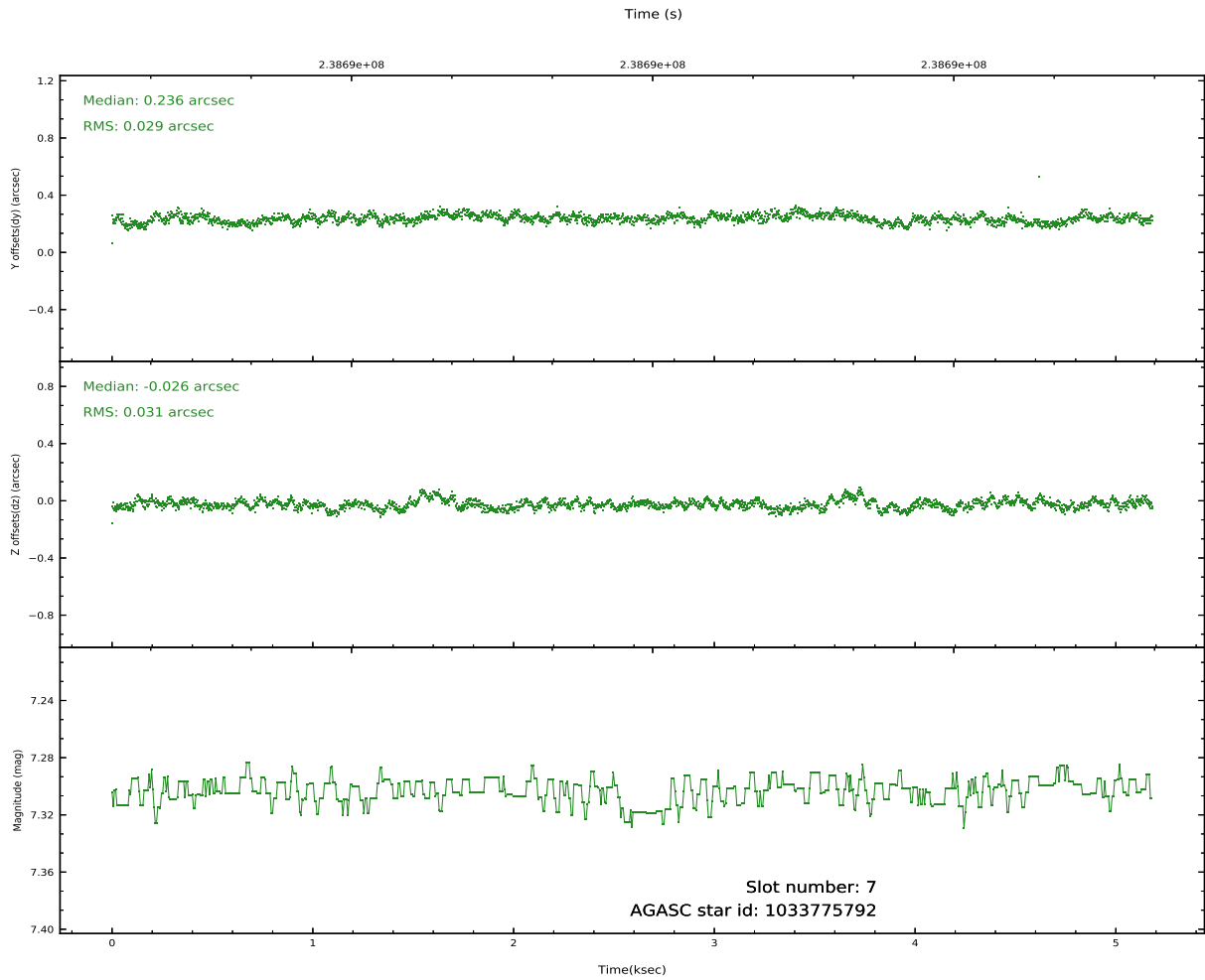
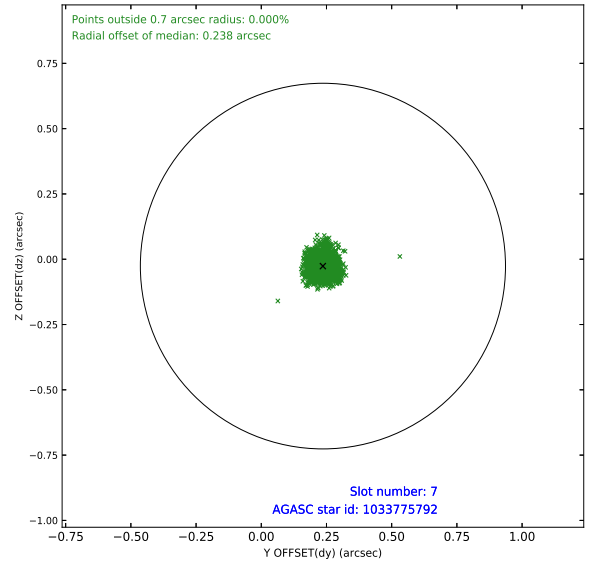
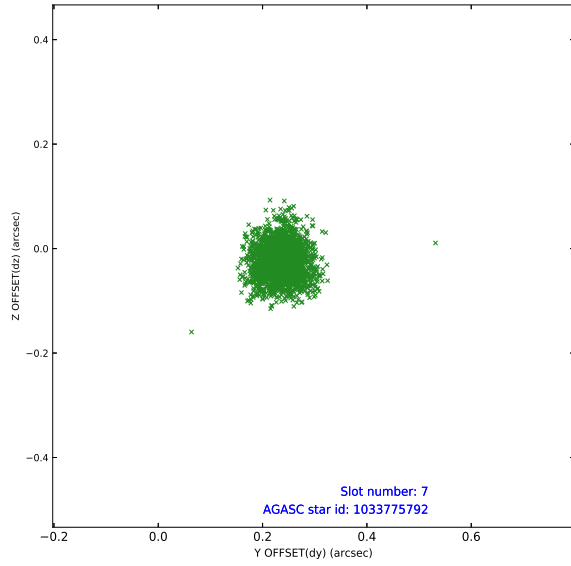
2.4.3 Slot 5



2.4.4 Slot 6

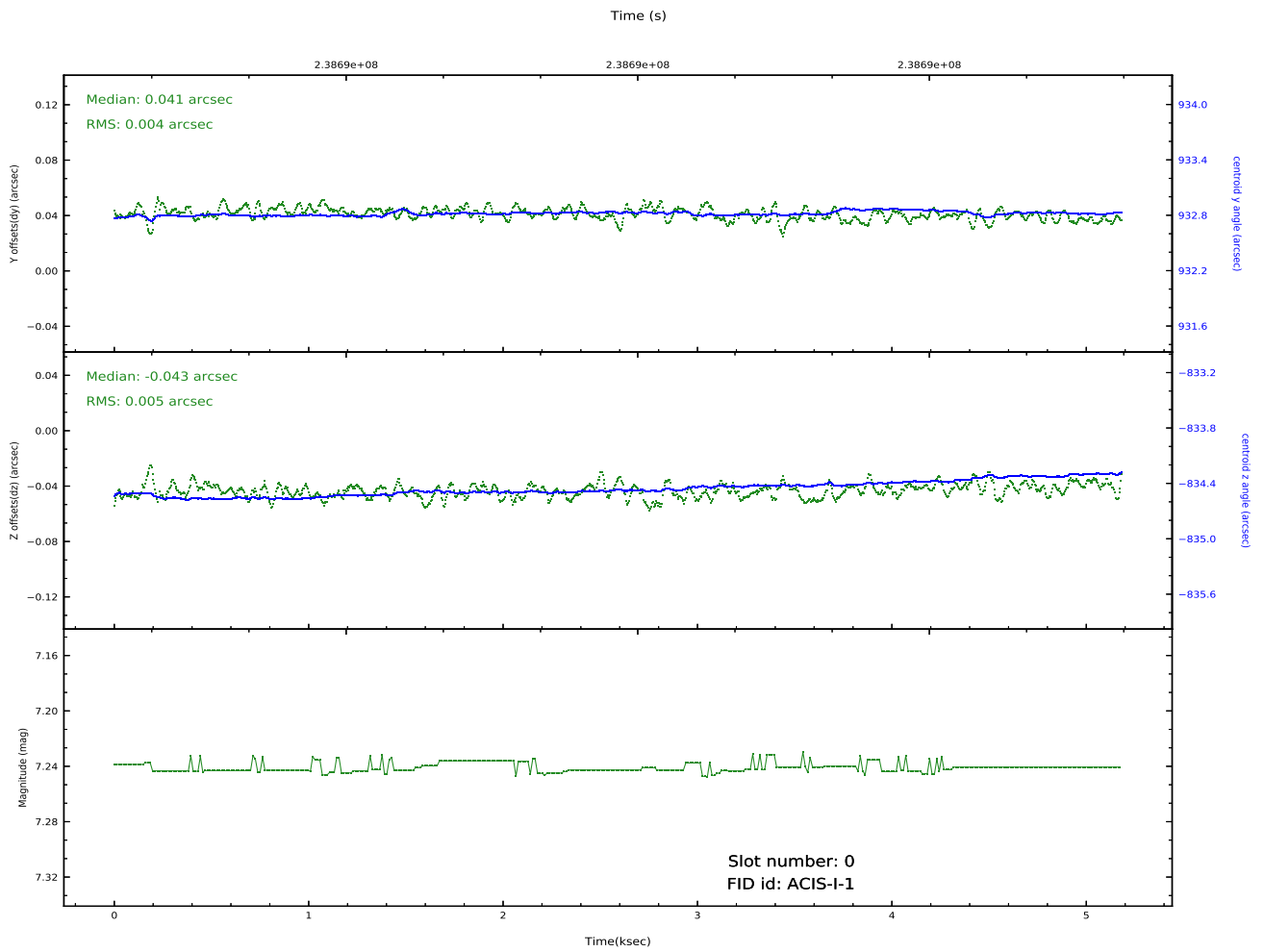
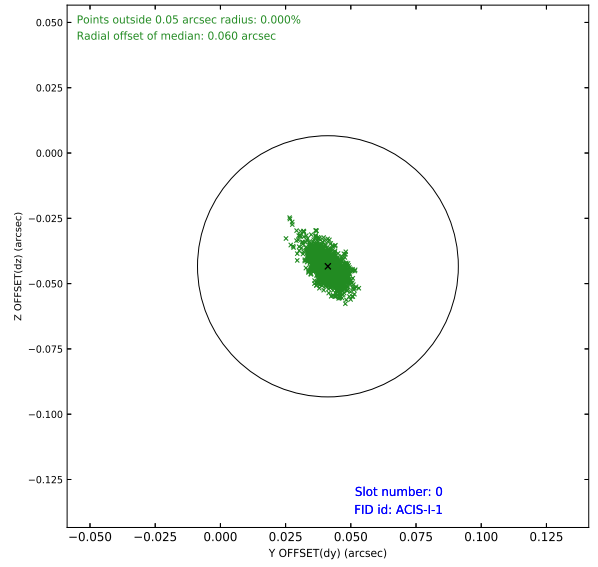
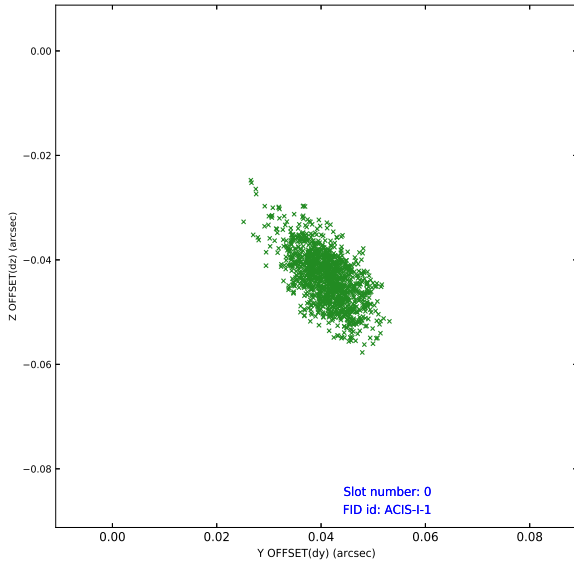


2.4.5 Slot 7

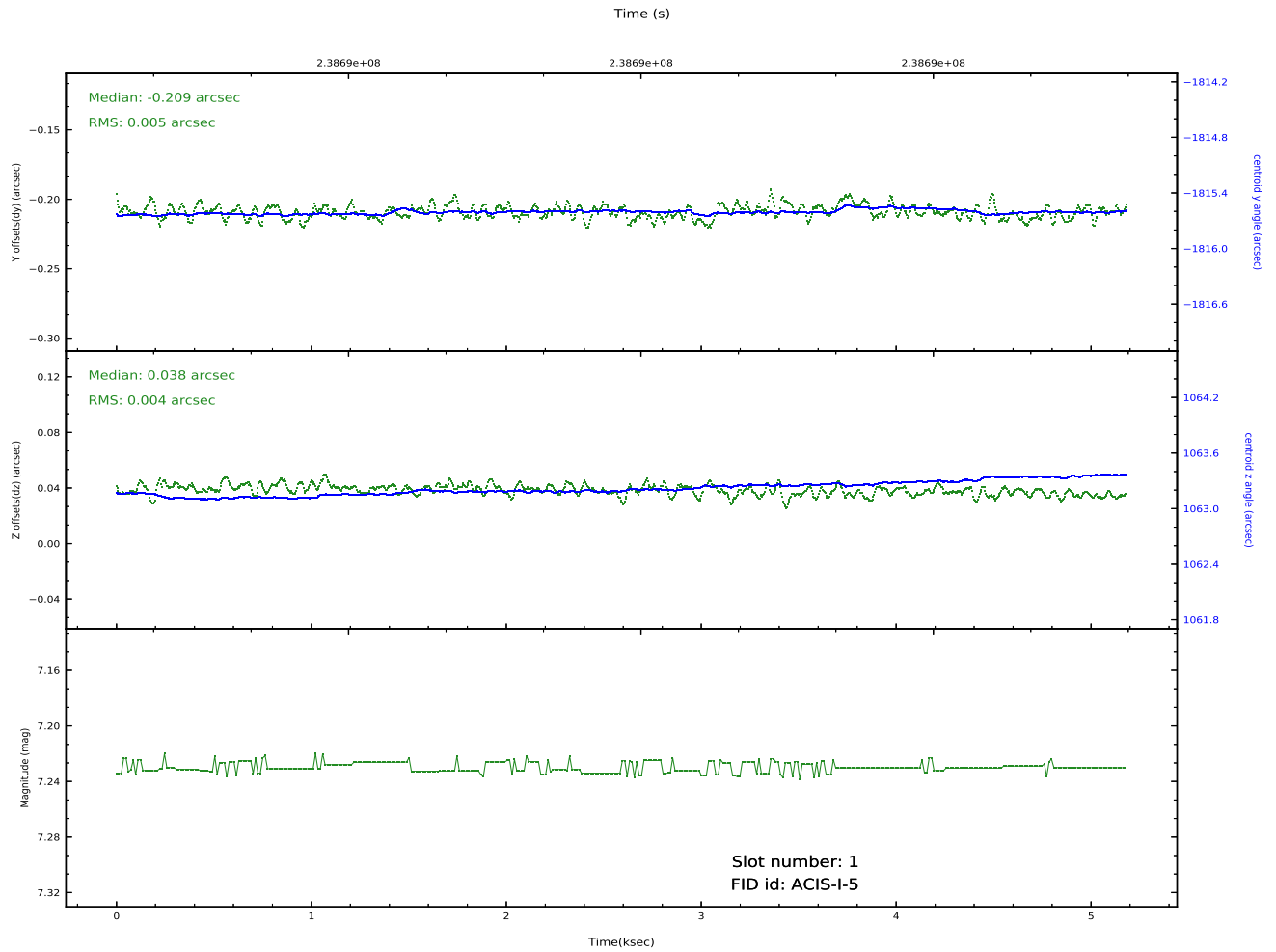
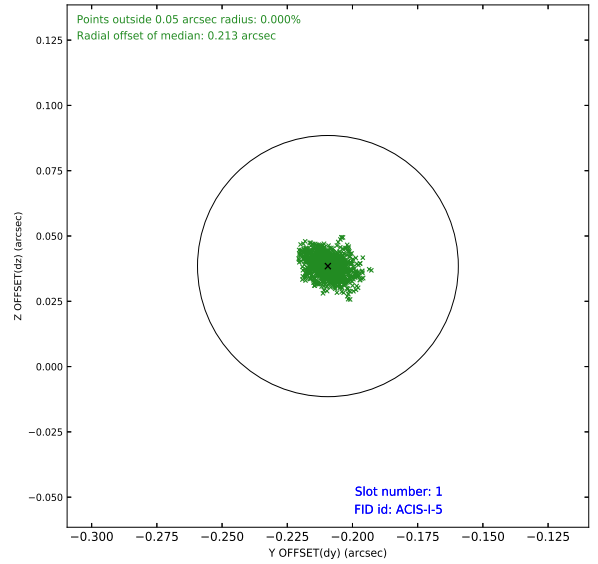
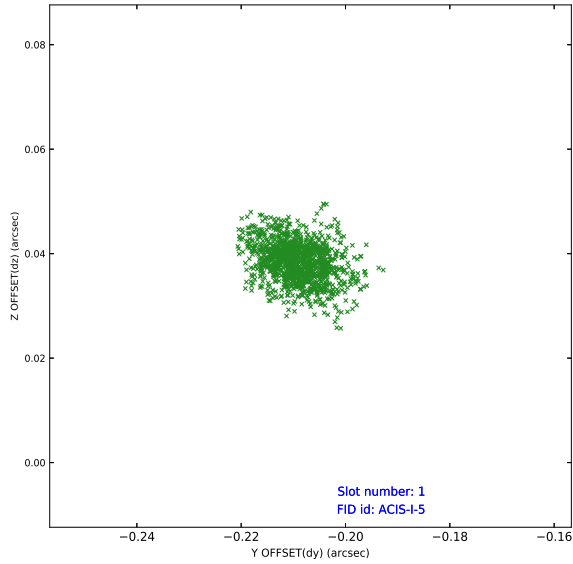


2.5 FID Slots

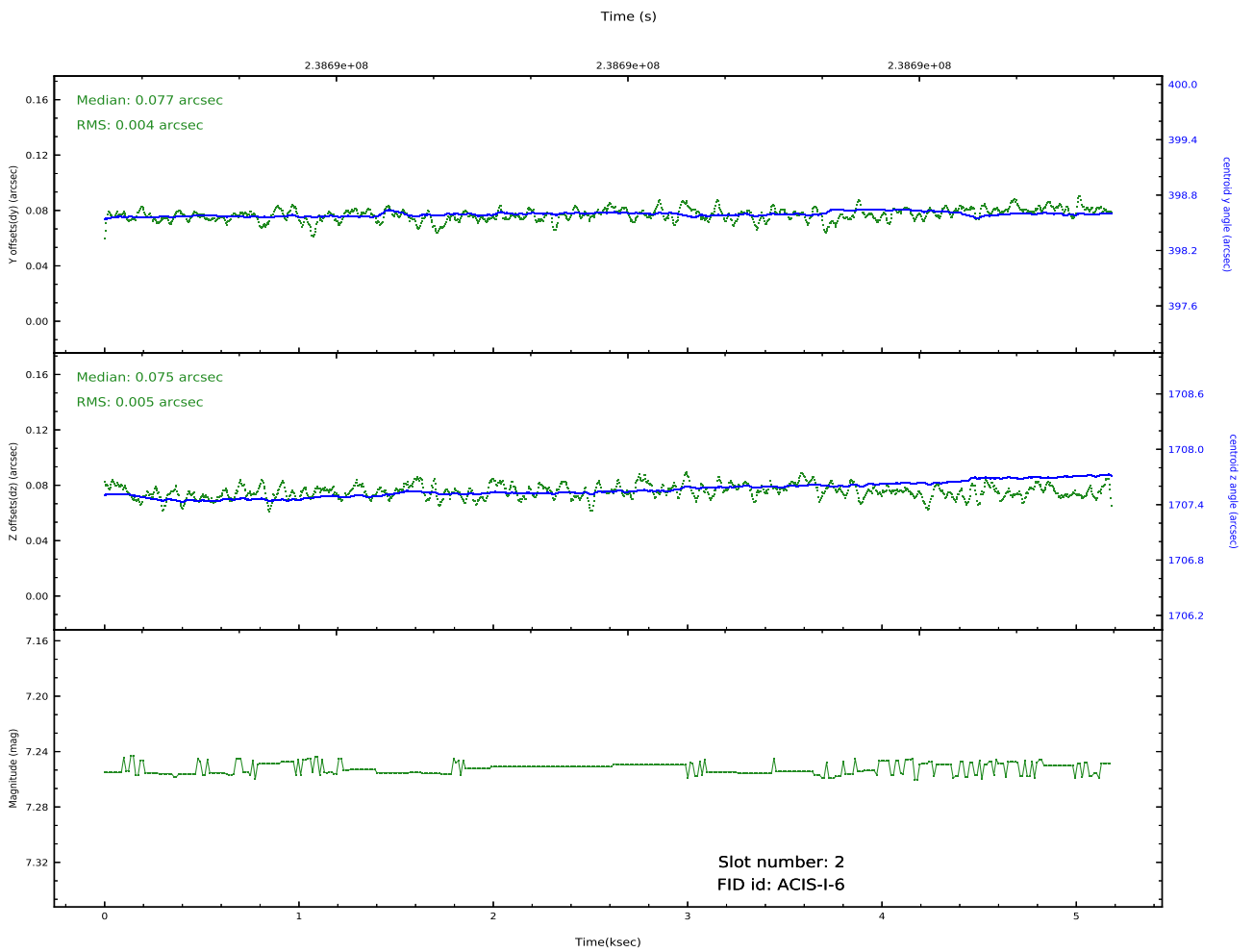
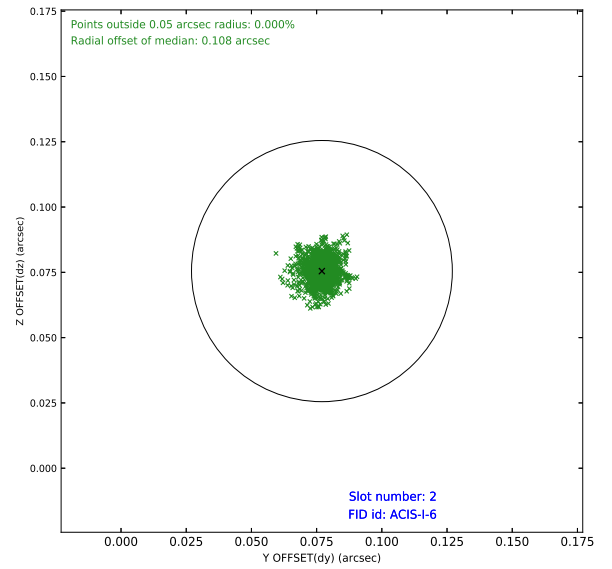
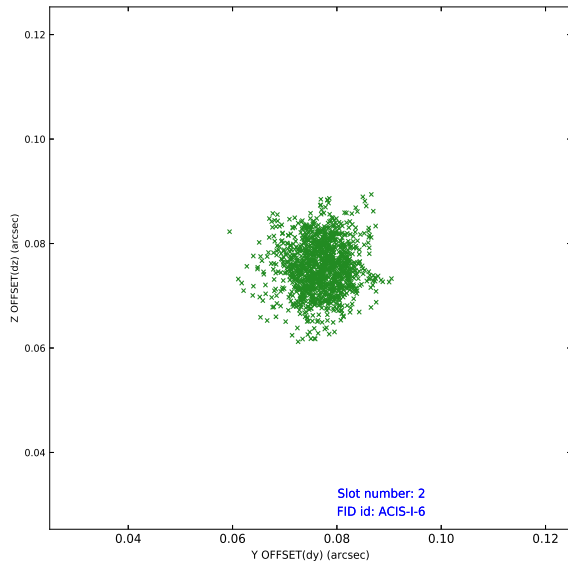
2.5.1 Slot 0



2.5.2 Slot 1



2.5.3 Slot 2



A Summary

A.1 Status

V&V Scientist	Francesca Civano
V&V Date (YYYY-MM-DD)	2020.10.13
V&V Edition	1
V&V Disposition and Status	OK
V&V Charge Time	4.764275

A.2 Comments