

V&V Reference Report

L2 ASCDS Version : 10.9.1

Observation 5735 - L2 Version 4
Chandra X-Ray Center


L2 Processing Date : Oct 9 2020

Contents

1	Front	2
2	OBI	3
2.1	OBI	3
2.1.1	Images	3
2.1.2	Bias	3
2.1.3	Parameters	4
2.1.4	Events	4
2.2	Compared Parameters	5
2.3	Aspect	6
2.4	Star Slots	9
2.4.1	Slot 3	9
2.4.2	Slot 4	10
2.4.3	Slot 5	11
2.4.4	Slot 6	12
2.4.5	Slot 7	13
2.5	FID Slots	14
2.5.1	Slot 0	14
2.5.2	Slot 1	15
2.5.3	Slot 2	16
A	Summary	17
A.1	Status	17
A.2	Comments	17

1 Front


seq_num	701157	Sequence number
obs_id	5735	Observation id
title	The evolution of AGN: Chandra Imaging of protoclusters associated with high redshift radio galaxies	Proposal title
observer	Dr Laura Pentericci	Principal investigator
object	TN 1338 Protocluster	Source name
dtcycle	0	
cycle	P	events from which exps? Prim/Second/Both
ra_targ	204.60875	Observer's specified target RA [deg]
dec_targ	-19.708639	Observer's specified target Dec [deg]
ra_nom	204.60026878213	Nominal RA [deg]
dec_nom	-19.712491019157	Nominal Dec [deg]
roll_nom	241.15763601176	Nominal Roll [deg]
revision	4	Processing version of data
ontime	31180.799883842	Sum of GTIs [s]
livetime	30785.96982089	Livetime [s]
ontime2	31180.799883842	Sum of GTIs [s]
ontime3	31180.799883842	Sum of GTIs [s]
ontime5	31180.799883842	Sum of GTIs [s]
ontime6	31180.799883842	Sum of GTIs [s]
ontime7	31180.799883842	Sum of GTIs [s]
ontime8	31180.799883842	Sum of GTIs [s]
l2events	414195	Number of level 2 events




2 OBI

2.1 OBI

2.1.1 Images



2.1.2 Bias



2.1.3 Parameters

obi_num	0	Obi number	sched_exp_time	31003.027000	[s] Scheduled observation exposure time
ascdsver	10.9.1	Processing system revision	ontime	31180.799883842	Sum of GTIs [s]
caldbver	4.9.2	 	ontime2	31180.799883842	Sum of GTIs [s]
date	2020-10-10T00:15:39	Date and time of file creation	ontime3	31180.799883842	Sum of GTIs [s]
revision	4	Processing version of data	ontime5	31180.799883842	Sum of GTIs [s]
			ontime6	31180.799883842	Sum of GTIs [s]
			ontime7	31180.799883842	Sum of GTIs [s]
			ontime8	31180.799883842	Sum of GTIs [s]
			l1events	1717409	Number of level 1 events

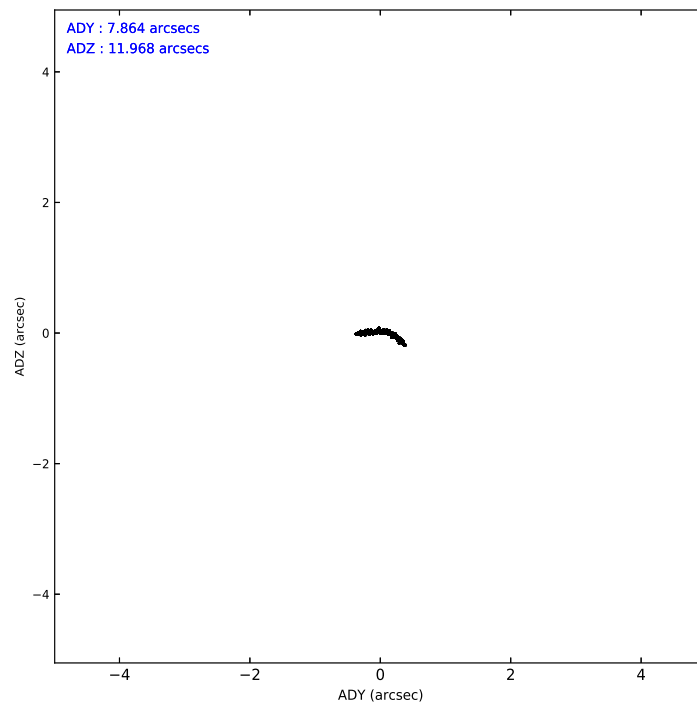
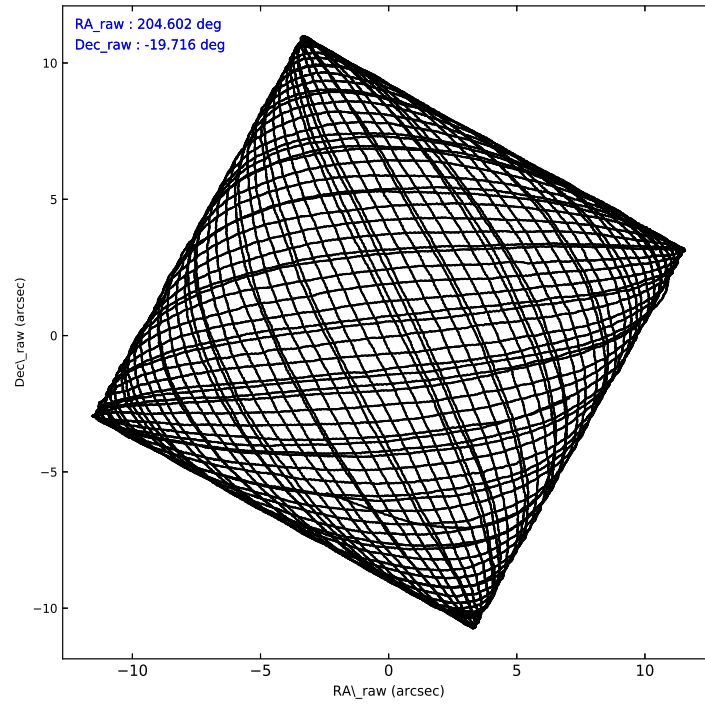
2.1.4 Events

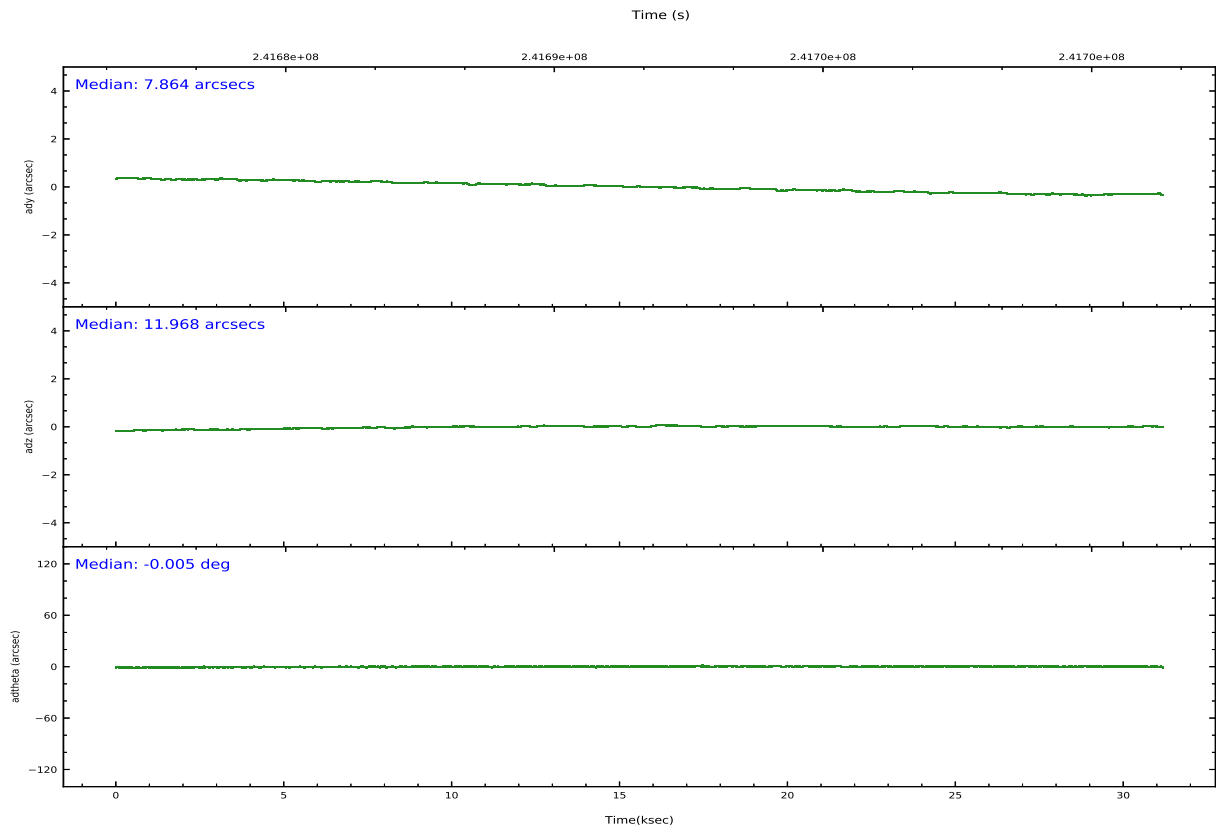
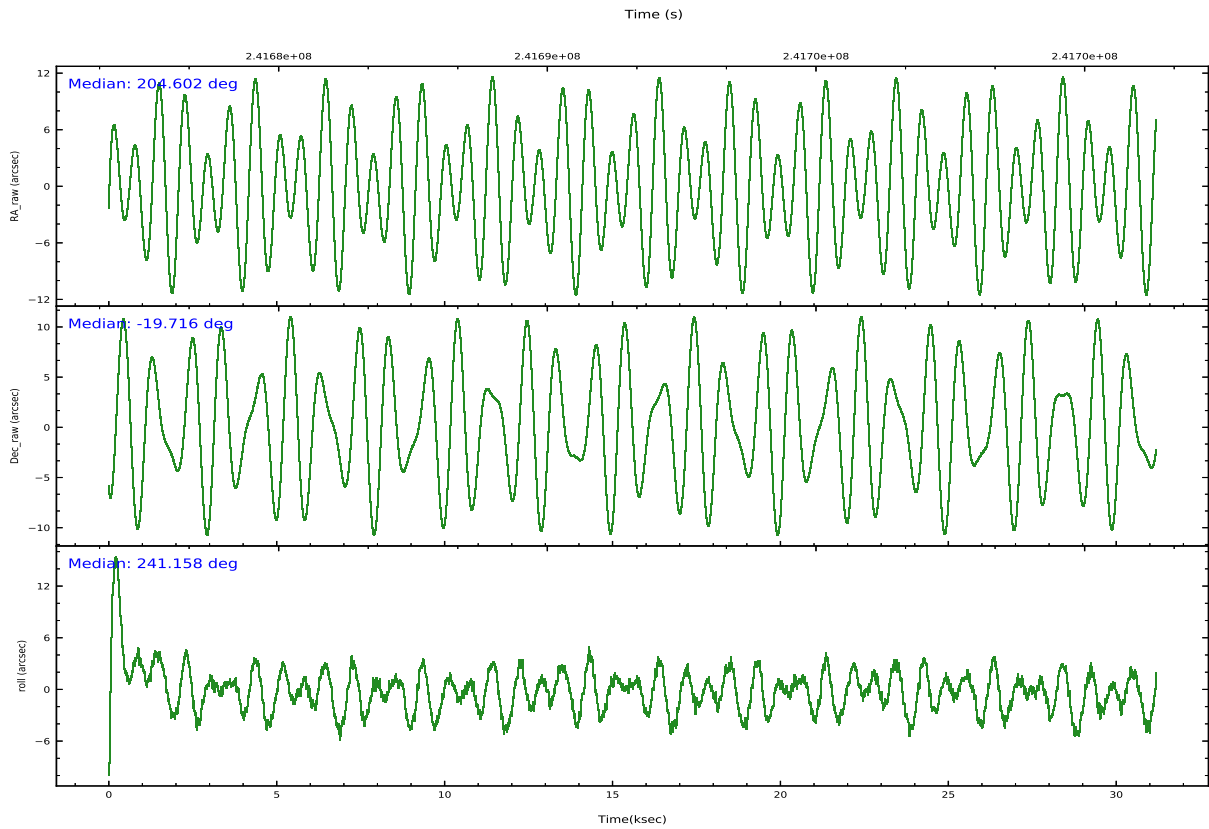
	ccd 2	ccd 3	ccd 5	ccd 6	ccd 7	ccd 8		ccd 2	ccd 3	ccd 5	ccd 6	ccd 7	ccd 8
level 1 events	239538	231299	367180	239981	332759	306652	grade 0 events	15433	14845	19612	16516	12947	24134
rejected events	207810	200204	194377	205283	190587	235480		6%	6%	5%	6%	3%	7%
rejected %	86%	86%	52%	85%	57%	76%	grade 1 events	170	141	453	172	315	227
								0%	0%	0%	0%	0%	0%
							grade 2 events	6212	5686	51300	6707	27868	15457
								2%	2%	13%	2%	8%	5%
							grade 3 events	2778	2796	7148	2943	12359	7318
								1%	1%	1%	1%	3%	2%
							grade 4 events	2726	2946	6759	2797	12150	6680
								1%	1%	1%	1%	3%	2%
							grade 5 events	9371	10713	25808	11130	30522	14475
								3%	4%	7%	4%	9%	4%
							grade 6 events	4838	5060	89512	6001	77965	18102
								2%	2%	24%	2%	23%	5%
							grade 7 events	198010	189112	166588	193715	158633	220259
								82%	81%	45%	80%	47%	71%

2.2 Compared Parameters

Parameter	Planned	Actual	Parameter	Planned	Actual
Instrument	ACIS	ACIS	Obspar version number	8	8
Detector	ACIS-235678	ACIS-235678	Obspar file type	PREDICTED	ACTUAL
Grating	NONE	NONE	Obspar update status	NONE	UPDATED
Data mode	FAINT	FAINT	Number of optional ACIS chips dropped	0	0
Observation mode	POINTING	POINTING	On-chip summing requested	N	N
[deg] Pointing RA	204.601322	204.60026878213	Subarray requested	NONE	NONE
[deg] Pointing Dec	-19.688941	-19.712491019157	Alternating exposures requested	N	N
[deg] Pointing Roll	240.997497	241.15763601176	[s] Primary exposure time	0.000000	3.2
[mm] SIM focus pos	-0.684267	-0.6828225247311905			
[mm] SIM defocus	0	0.001444936568705701			
[mm] SIM translation stage pos	-190.132523	-190.145094680475			
[mm] SIM translation stage offset	0	0.01257209746719923			
[s] Observation start time (MET)	241675126.184000	241673920.63106			
Observation start date	2005-08-29T03:57:42	2005-08-29T03:38:40			
[s] Observation end time (MET)	241706129.184000	241706352.14505			
Observation end date	2005-08-29T12:34:25	2005-08-29T12:39:12			
Read mode	TIMED	TIMED			

2.3 Aspect





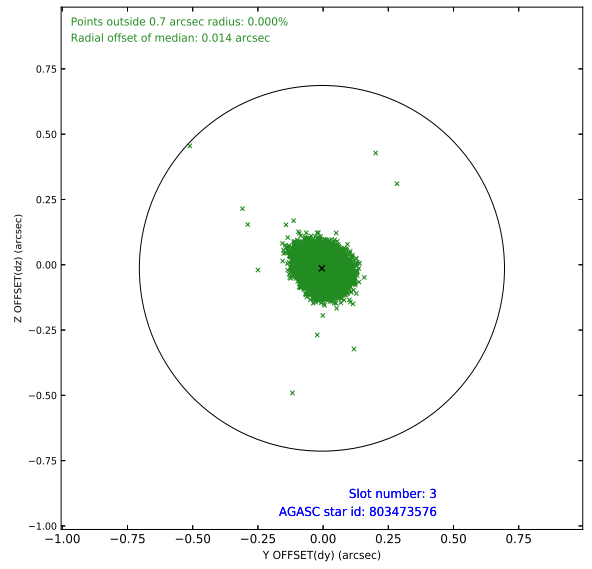
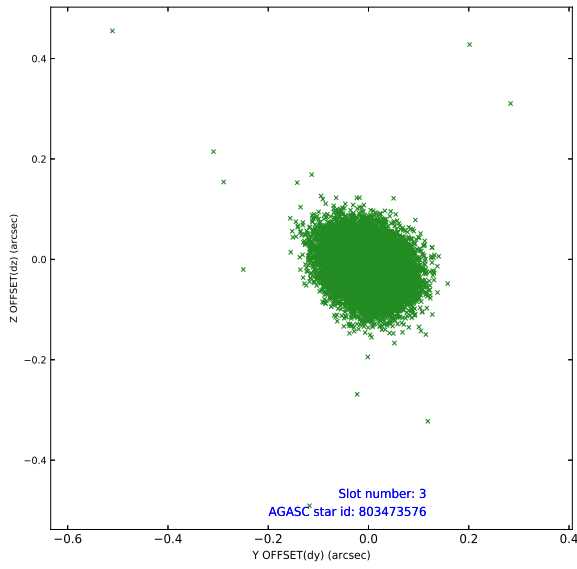
Slot Statistics

slot	status	used	id	mag	n_pts	frac_pts	med_dy	med_dz	dr1	dr2	ra	dec	mean_y	mean_x
0	FID		ACIS-S-2	7.10	7607	1.000	-0.044	-0.055	0.007	0.012	0.000000	0.000000	-760.65	-1733
1	FID		ACIS-S-4	7.20	7606	1.000	0.138	0.036	0.010	0.017	0.000000	0.000000	2152.74	175
2	FID		ACIS-S-5	7.23	7608	1.000	-0.125	0.028	0.012	0.018	0.000000	0.000000	-1813.53	169
3	GUIDE	used	803473576	8.69	15210	1.000	-0.005	-0.014	0.063	0.101	204.786653	-19.629287	-491.87	445
4	GUIDE	used	803475352	8.71	15213	1.000	0.141	0.098	0.059	0.096	204.581068	-20.424462	2349.22	1224
5	GUIDE	used	803478152	9.27	15205	1.000	0.035	-0.019	0.095	0.147	204.365662	-19.814132	782.09	-479
6	GUIDE	used	803479488	8.80	15207	1.000	-0.176	-0.089	0.072	0.114	204.540045	-19.188743	-1473.62	-1055
7	GUIDE	used	803476576	8.70	15212	1.000	0.005	0.024	0.066	0.106	204.800868	-19.708520	-265.75	625

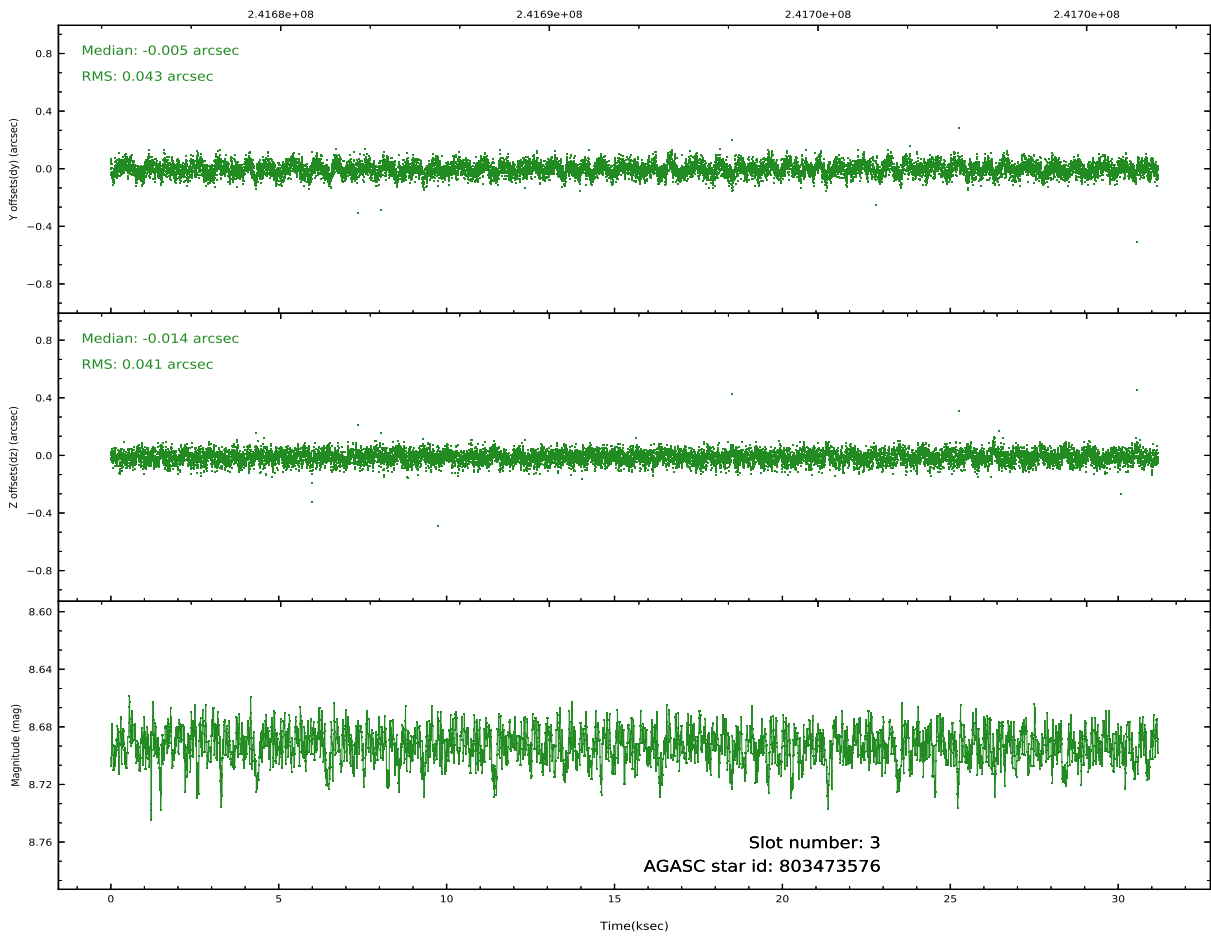
∞

2.4 Star Slots

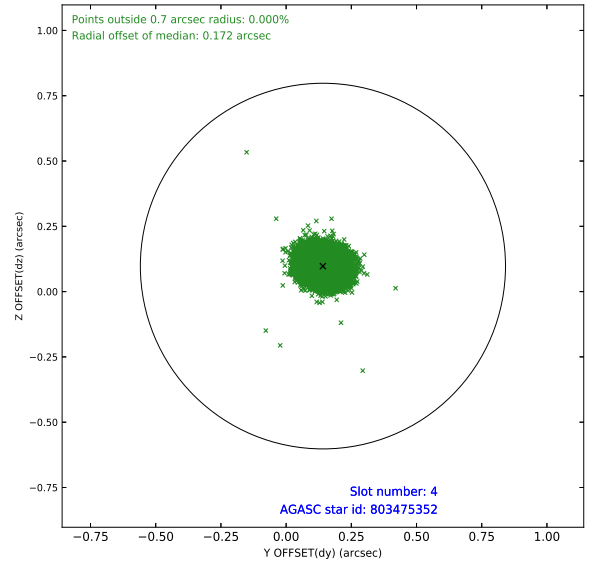
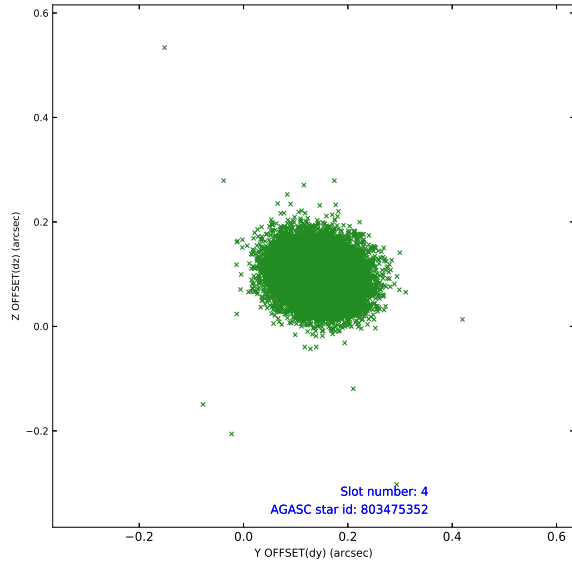
2.4.1 Slot 3



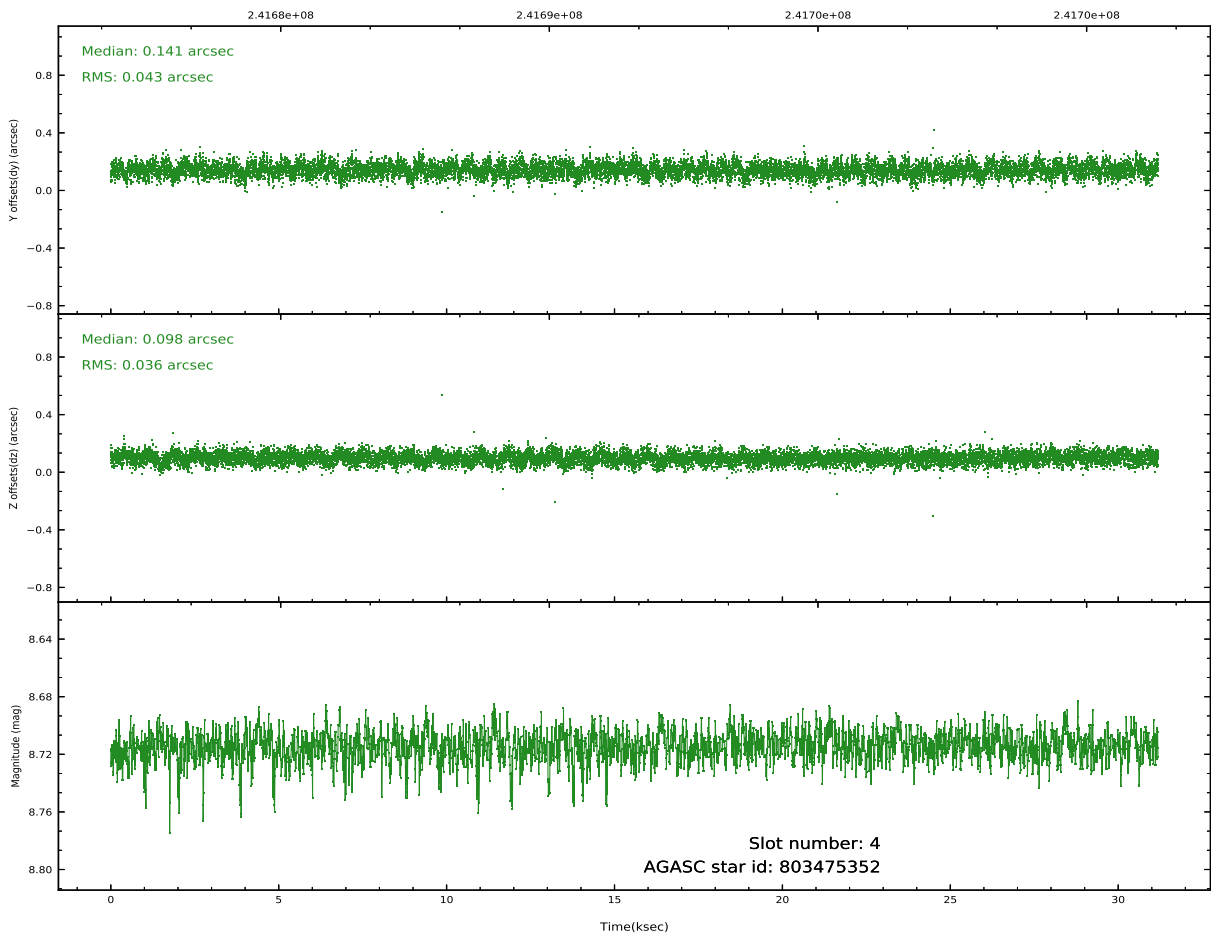
Time (s)



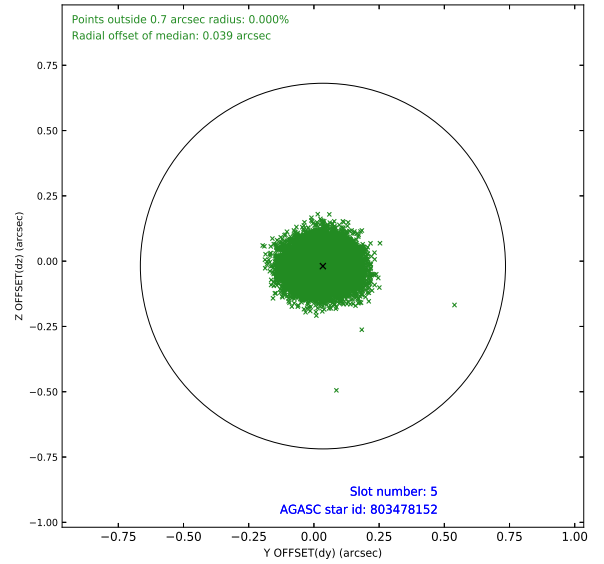
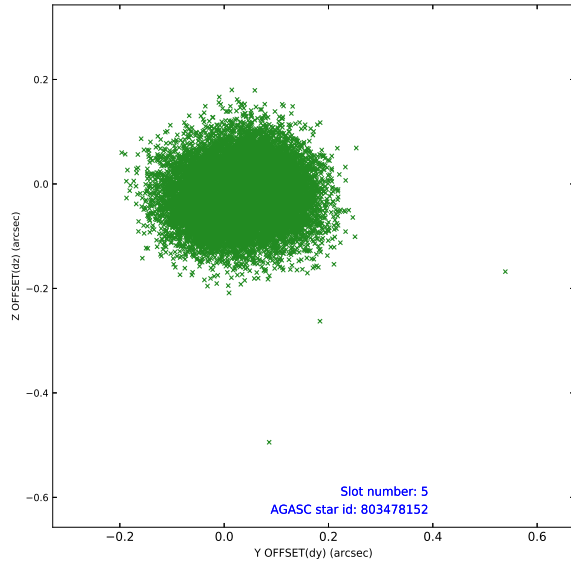
2.4.2 Slot 4



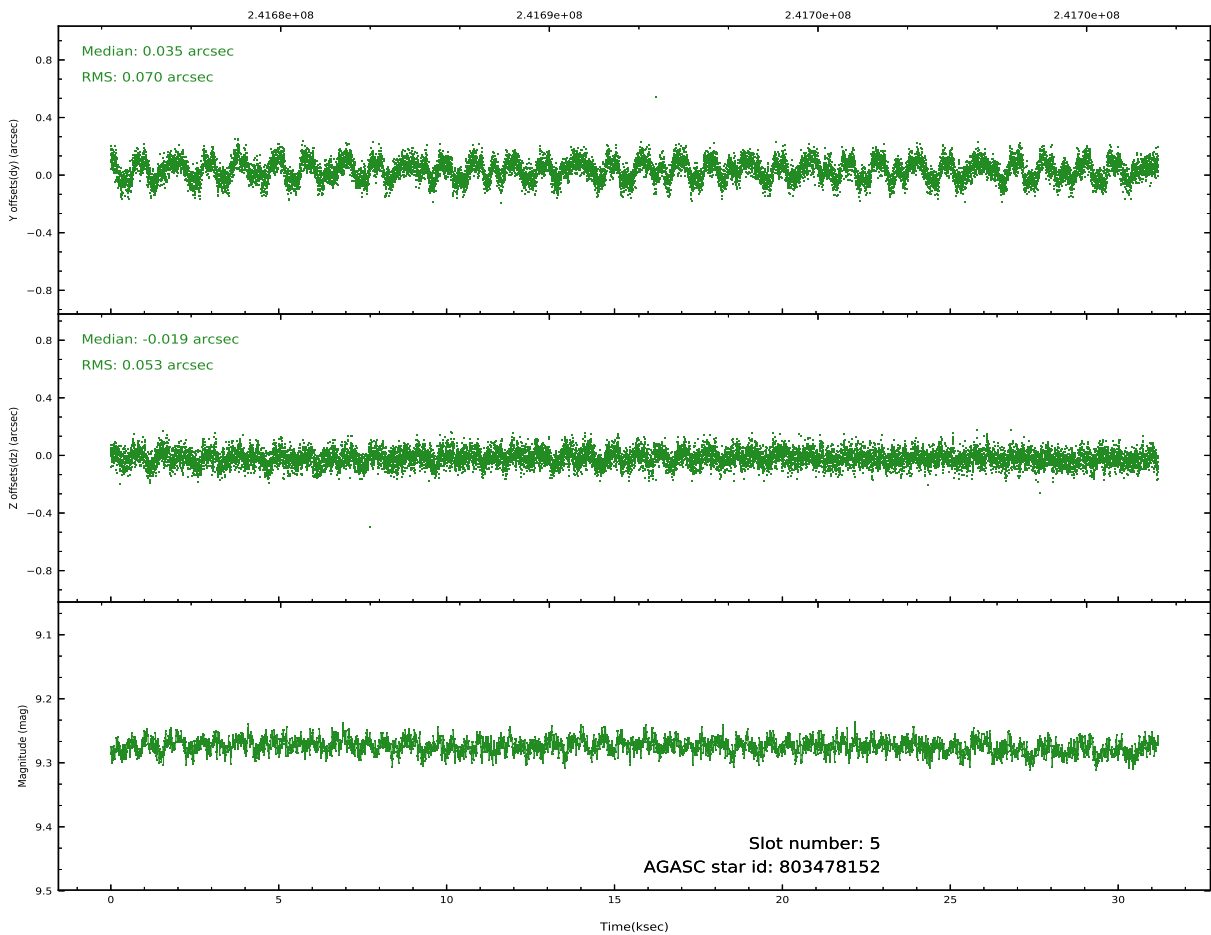
Time (s)



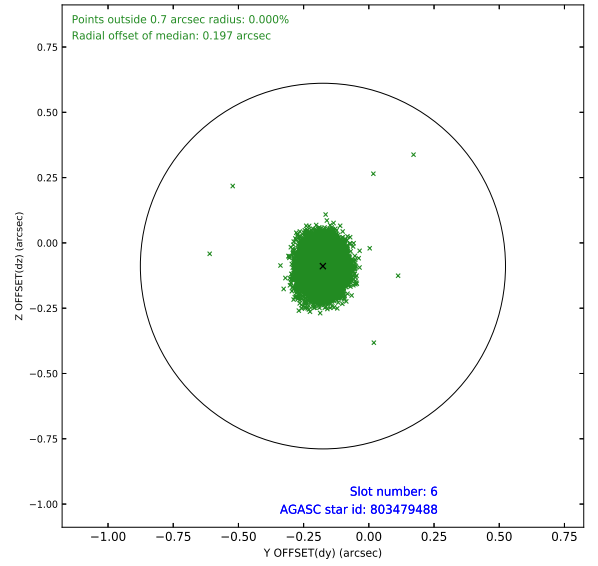
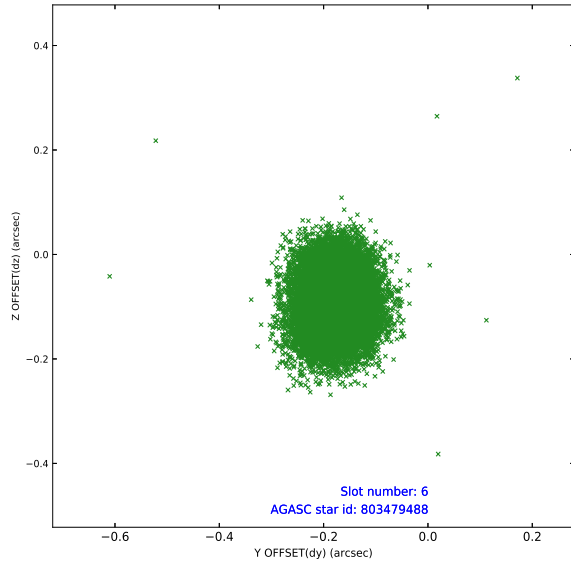
2.4.3 Slot 5



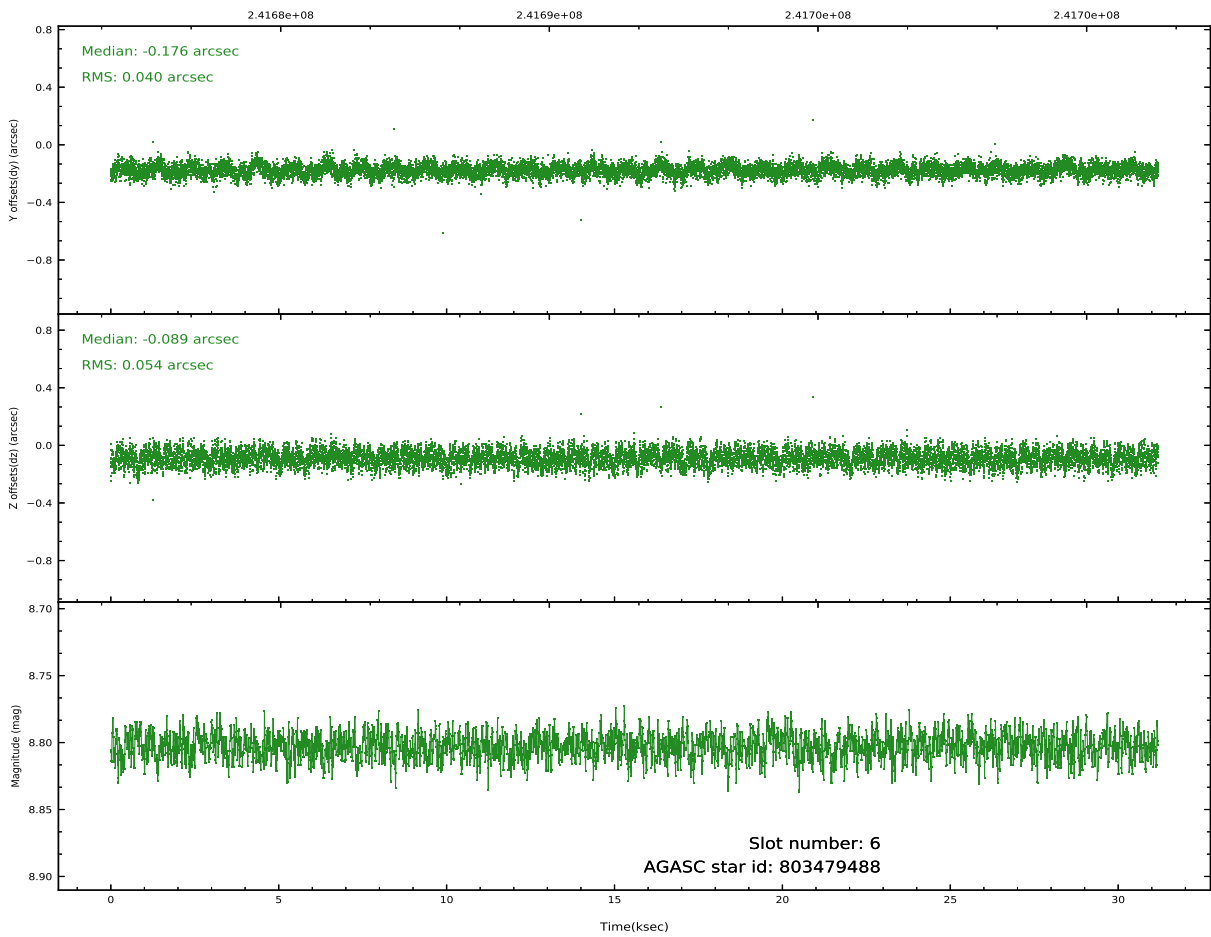
Time (s)



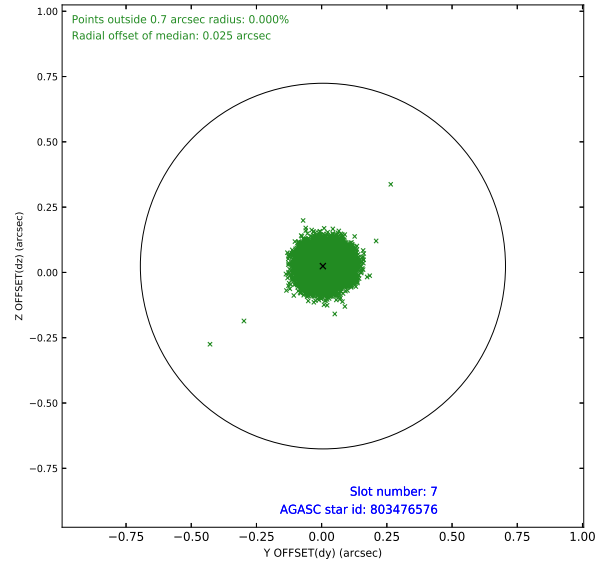
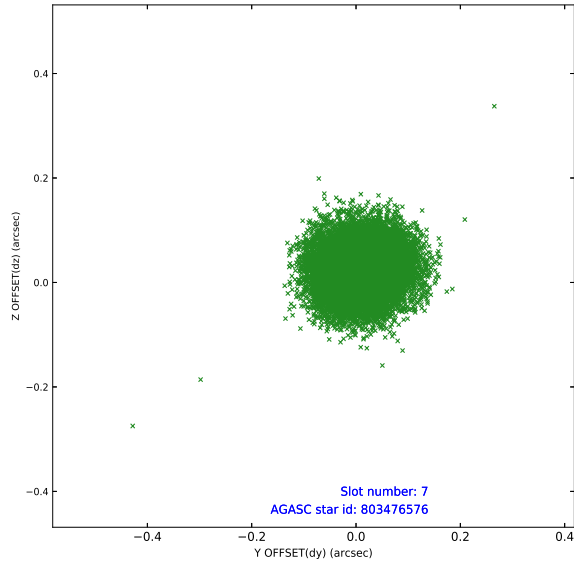
2.4.4 Slot 6



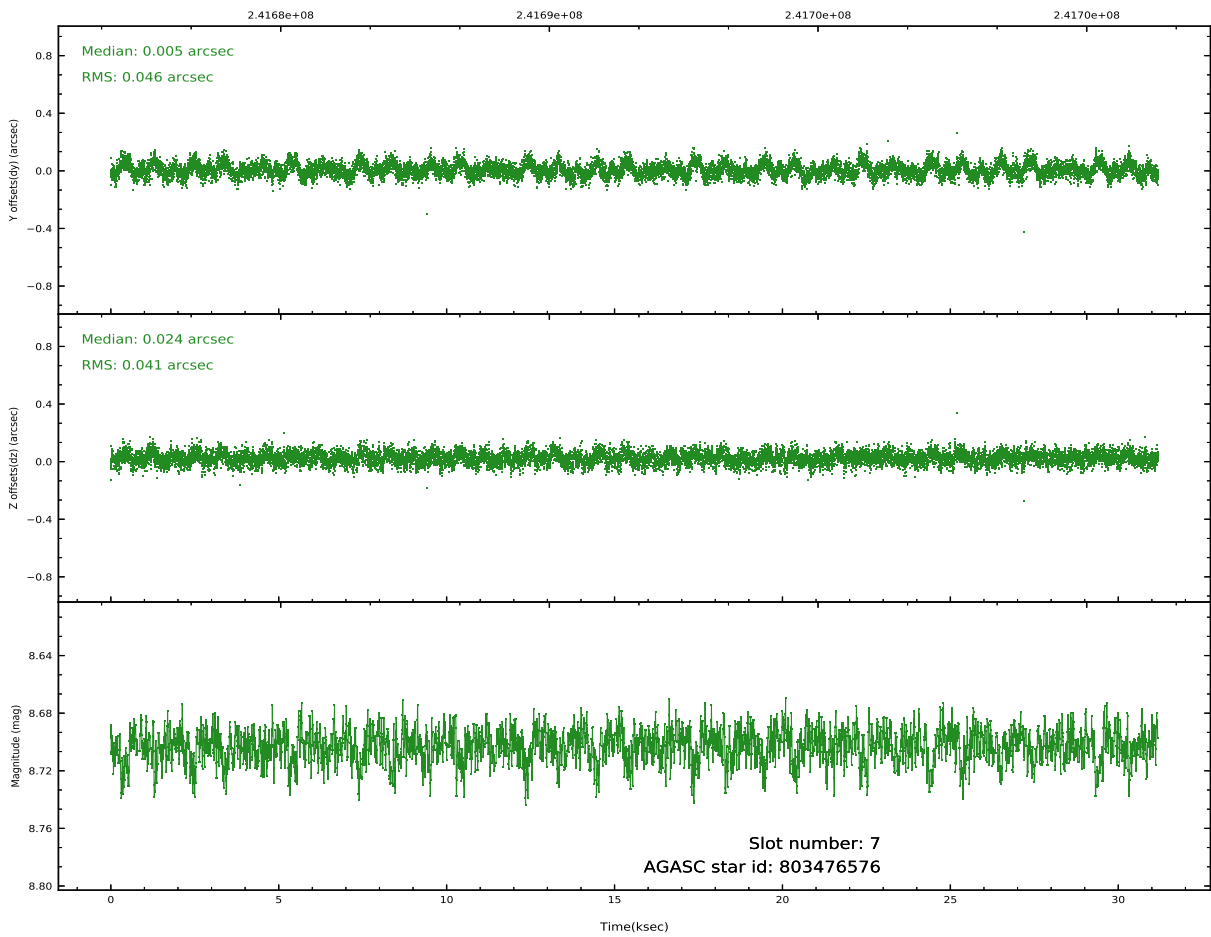
Time (s)



2.4.5 Slot 7

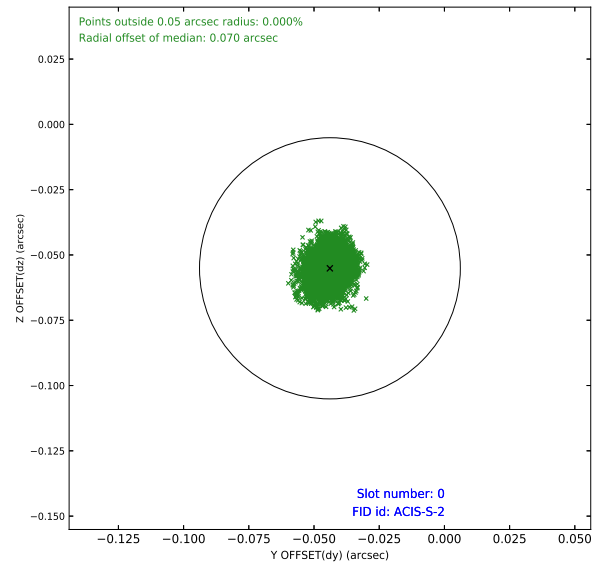
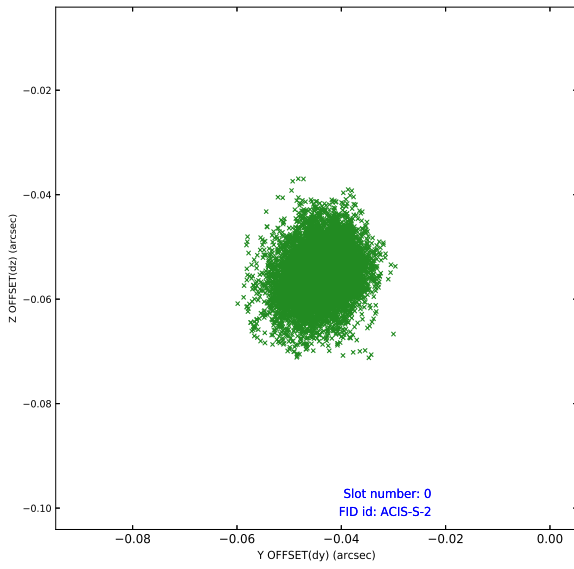


Time (s)

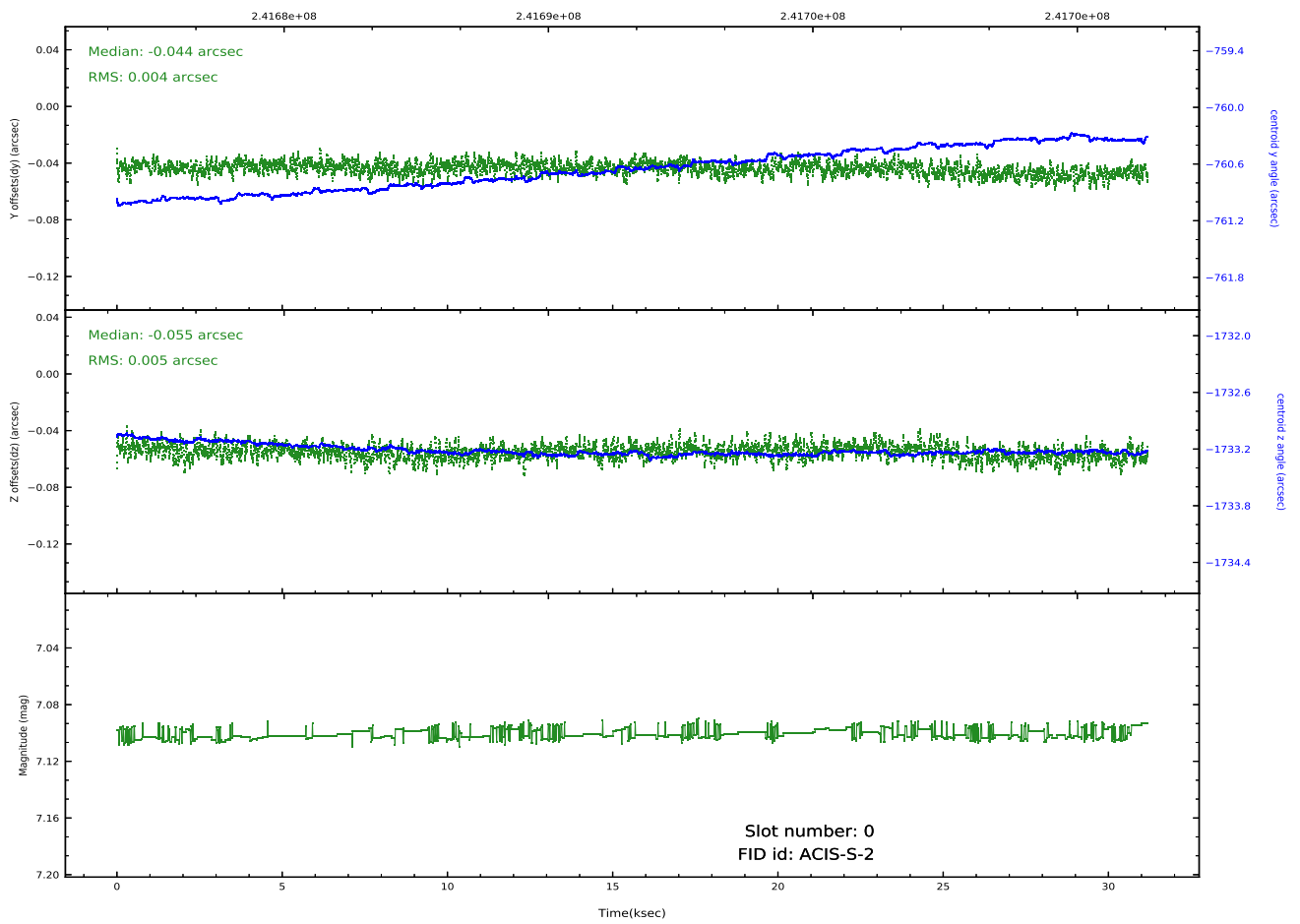


2.5 FID Slots

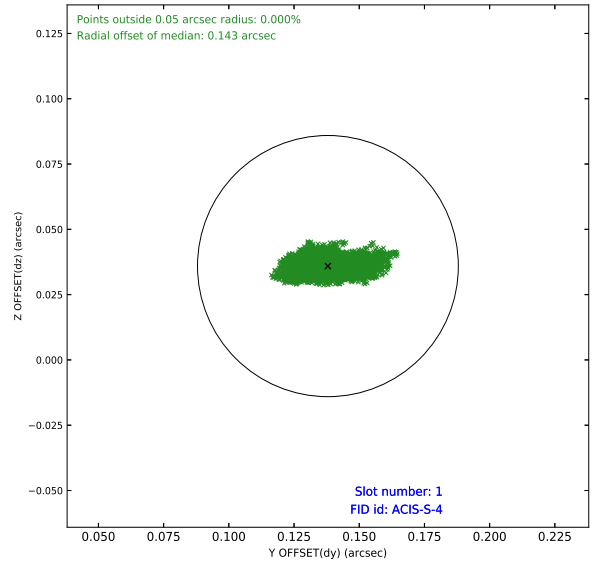
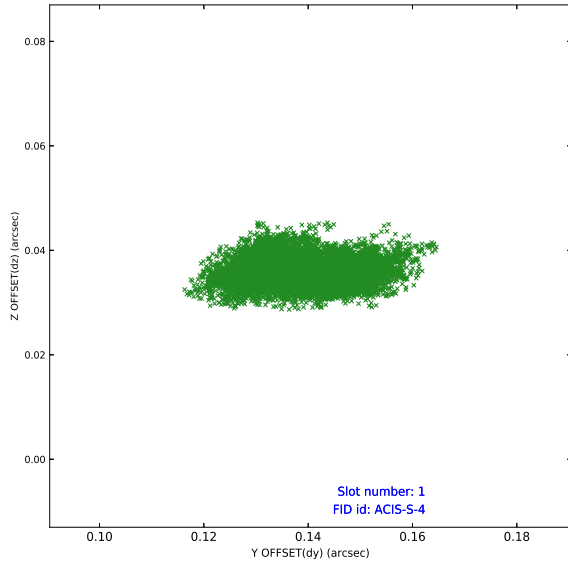
2.5.1 Slot 0



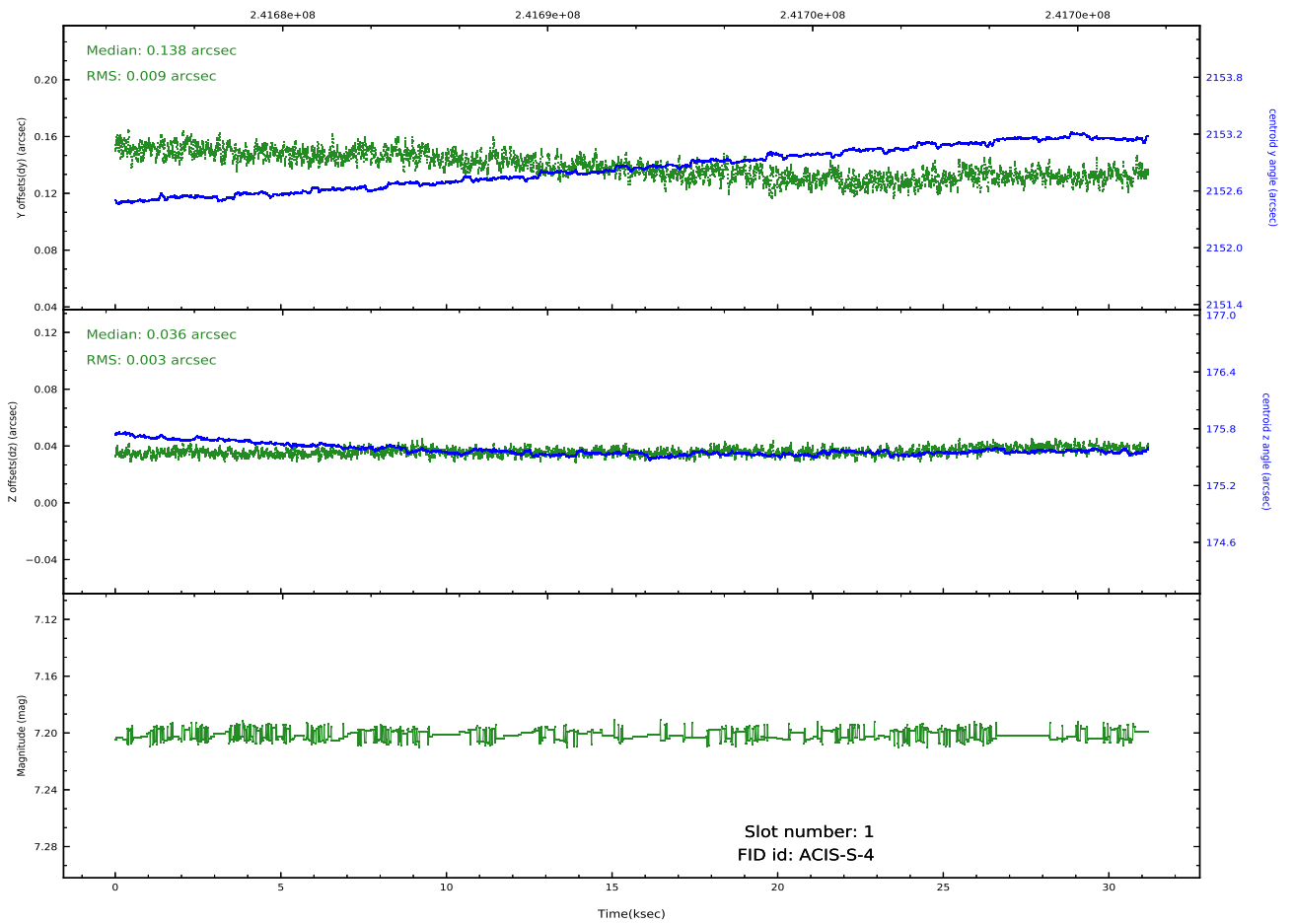
Time (s)



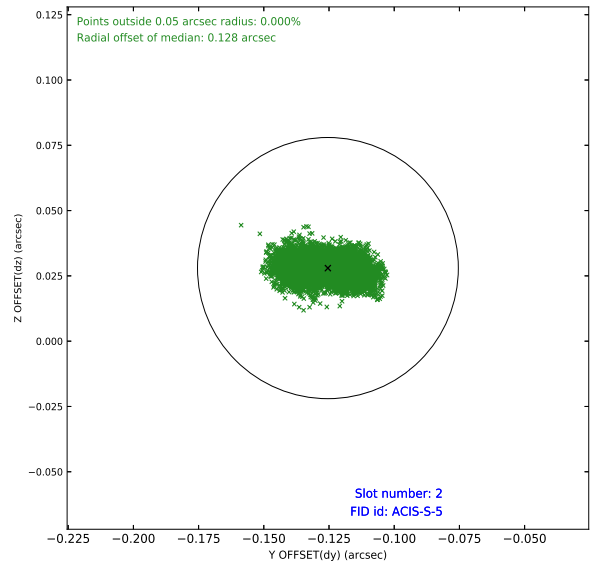
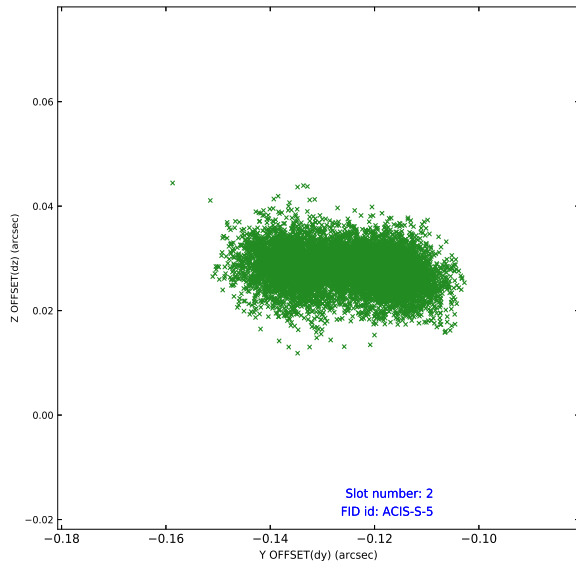
2.5.2 Slot 1



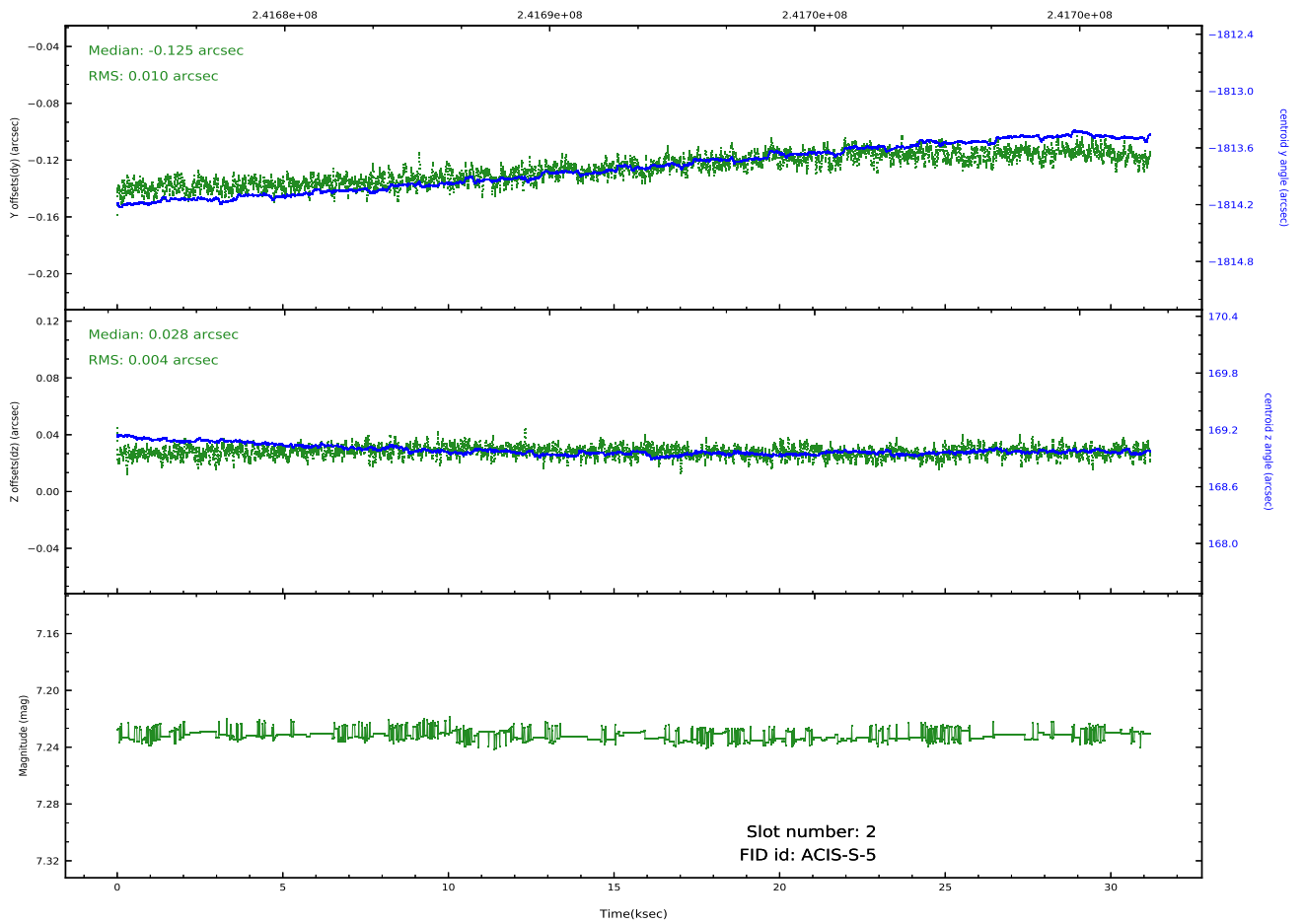
Time (s)



2.5.3 Slot 2



Time (s)



A Summary

A.1 Status

V&V Scientist	Beth Sundheim
V&V Date (YYYY-MM-DD)	2020.10.13
V&V Edition	1
V&V Disposition and Status	OK
V&V Charge Time	31.18079

A.2 Comments