

V&V Reference Report

L2 ASCDS Version : 8.1.2

Observation 62555 - L2 Version 3
Chandra X-Ray Center


L2 Processing Date : Jul 10 2010

Contents

1	Front	2
2	OBI	3
2.1	OBI	3
2.1.1	Images	3
2.1.2	Bias	3
2.1.3	Parameters	4
2.1.4	Events	4
2.2	Compared Parameters	5
2.3	Aspect	6
2.4	Star Slots	9
2.4.1	Slot 3	9
2.4.2	Slot 4	10
2.4.3	Slot 5	11
2.4.4	Slot 6	12
2.4.5	Slot 7	13
2.5	FID Slots	14
2.5.1	Slot 2	14
3	Point Sources	15
A	Summary	16
A.1	Status	16
A.2	Comments	16

1 Front


seq_num	780213	Sequence number
obs_id	62555	Observation id
title	ACIS Focus Test	Proposal title
observer	Dr. CXC Calibration	Principal investigator
object	PKS0637-752	Source name
dtcycle	0	
cycle	P	events from which exps? Prim/Second/Both
ra_targ	98.94	Observer's specified target RA
dec_targ	-75.27	Observer's specified target Dec
ra_nom	98.834121673532	Nominal RA
dec_nom	-75.263197156711	Nominal Dec
roll_nom	136.94908927931	Nominal Roll
revision	3	Processing version of data
ontime	4968.5275366455	Sum of GTIs [s]
livetime	4905.6130492884	Livetime [s]
ontime2	4968.4454566464	Sum of GTIs [s]
ontime3	4968.4044166431	Sum of GTIs [s]
ontime5	4968.4864966422	Sum of GTIs [s]
ontime6	4968.3223366439	Sum of GTIs [s]
ontime7	4968.5275366455	Sum of GTIs [s]
ontime8	4968.3633766472	Sum of GTIs [s]
l2events	112993	Number of level 2 events




2 OBI

2.1 OBI

2.1.1 Images



2.1.2 Bias



2.1.3 Parameters

obi_num	1	Obi number	sched_exp_time	5000.000000	Scheduled observation exposure time
ascdsver	8.1.2	ASCDS version number	ontime	4968.5275366455	Sum of GTIs [s]
caldbver	4.1.4	 	ontime2	4968.4454566464	Sum of GTIs [s]
date	2009-12-14T05:40:25	Date and time of file creation	ontime3	4968.4044166431	Sum of GTIs [s]
revision	4	Processing version of data	ontime5	4968.4864966422	Sum of GTIs [s]
			ontime6	4968.3223366439	Sum of GTIs [s]
			ontime7	4968.5275366455	Sum of GTIs [s]
			ontime8	4968.3633766472	Sum of GTIs [s]
			l1events	168397	Number of level 1 events

2.1.4 Events

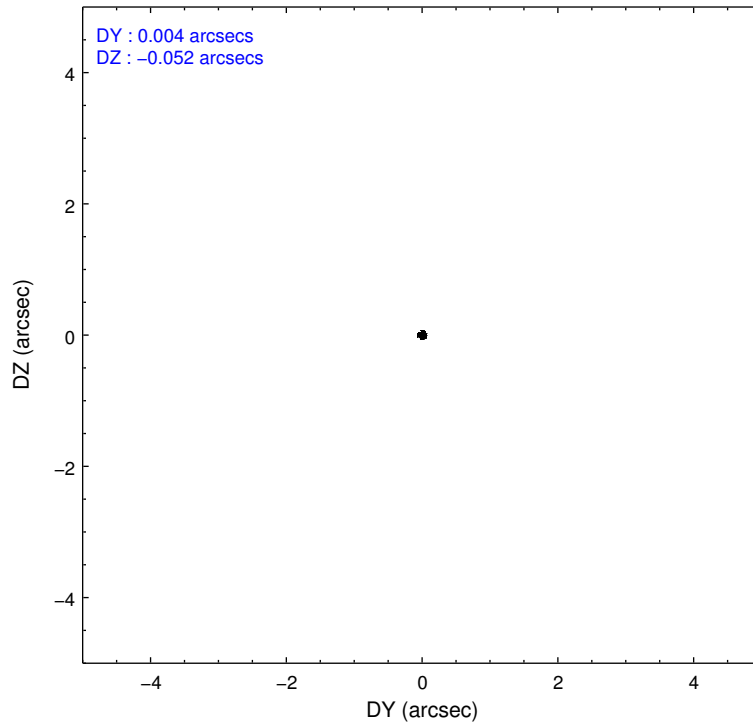
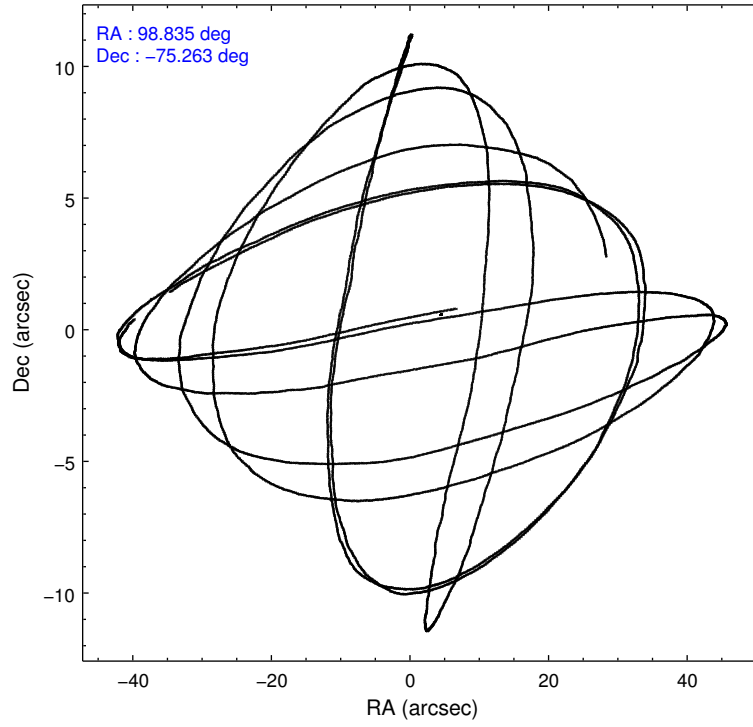
	ccd 2	ccd 3	ccd 5	ccd 6	ccd 7	ccd 8
level 1 events	12279	12334	65451	13768	46357	18208
rejected events	3366	3528	6235	3911	6963	4168
rejected %	27%	28%	9%	28%	15%	22%

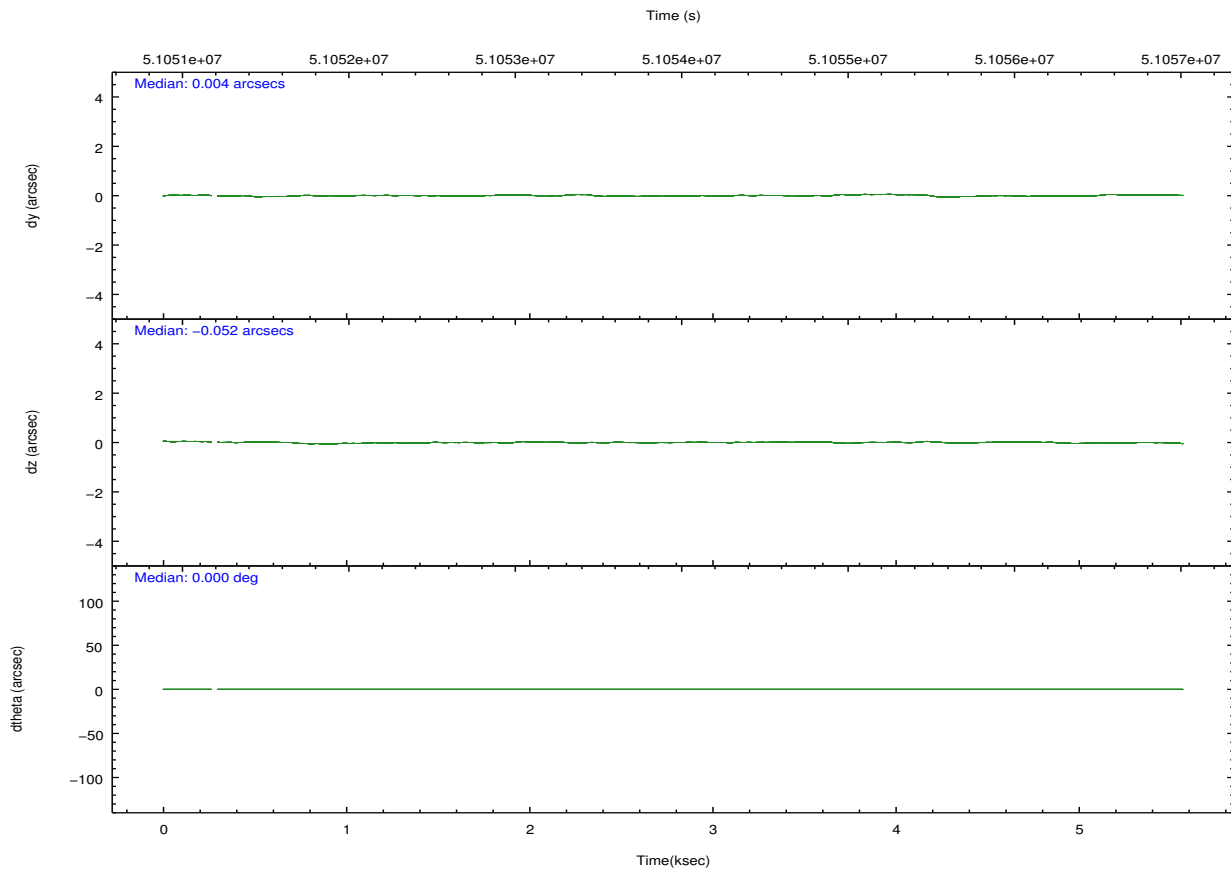
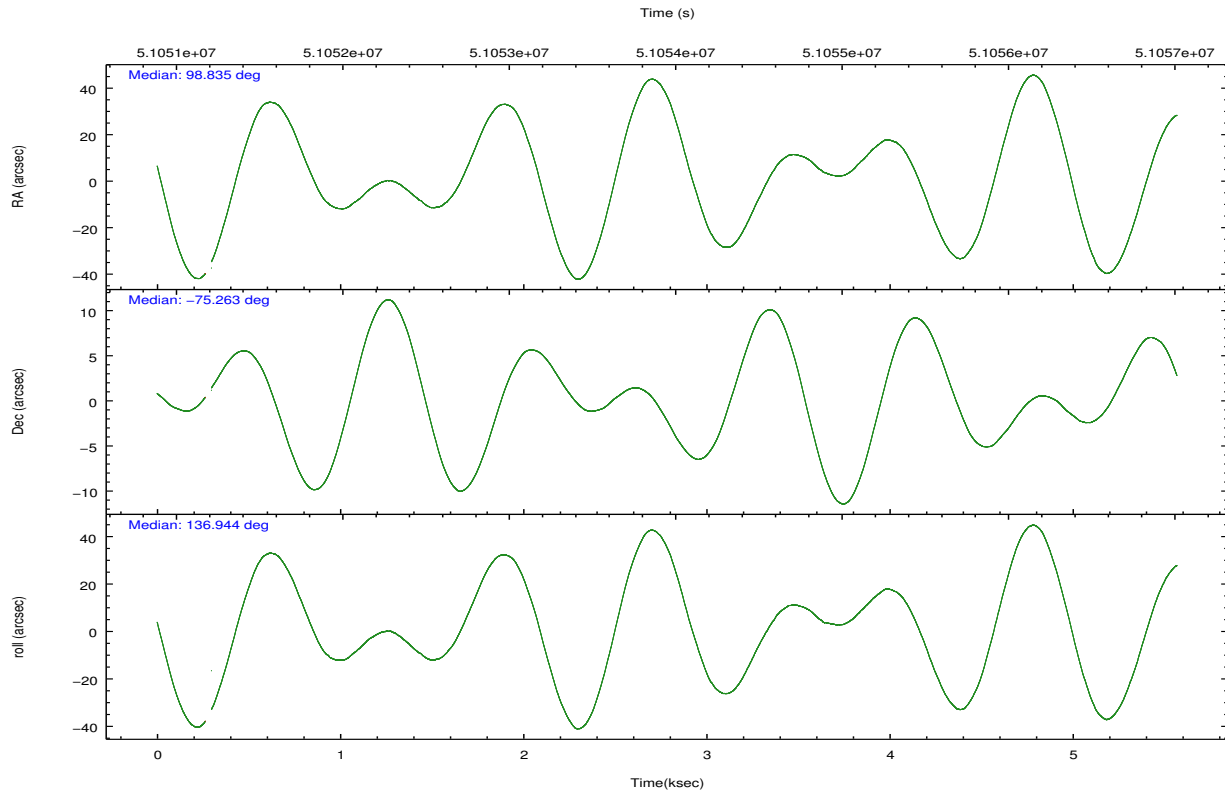
	ccd 2	ccd 3	ccd 5	ccd 6	ccd 7	ccd 8
grade 0 events	2303	2302	15902	2425	2316	3368
	18%	18%	24%	17%	4%	18%
grade 1 events	15	21	1389	27	75	41
	0%	0%	2%	0%	0%	0%
grade 2 events	1902	1752	8979	1974	4864	3433
	15%	14%	13%	14%	10%	18%
grade 3 events	793	820	2806	1023	2977	1284
	6%	6%	4%	7%	6%	7%
grade 4 events	736	819	2392	849	2393	1061
	5%	6%	3%	6%	5%	5%
grade 5 events	3335	3494	4776	3868	6836	4123
	27%	28%	7%	28%	14%	22%
grade 6 events	3195	3126	29207	3602	26896	4898
	26%	25%	44%	26%	58%	26%
grade 7 events	0	0	0	0	0	0
	0%	0%	0%	0%	0%	0%

2.2 Compared Parameters

Parameter	Planned	Actual	Parameter	Planned	Actual
Instrument	ACIS	ACIS	Obspar format version number	6	6
Detector	ACIS-235678	ACIS-235678	Obspar file type	PREDICTED	ACTUAL
Grating	NONE	NONE	Obspar update status	NONE	UPDATED
Data mode	FAINT	FAINT	Number of optional ACIS chips dropped	0	0
Observation mode	POINTING	POINTING	On-chip summing requested	N	N
Pointing RA	98.940006	98.83412167353171	Subarray requested	NONE	NONE
Pointing Dec	-75.270020	-75.26319715671063	Alternating exposures requested	N	N
Pointing Roll	136.652792	136.9490892793135	Primary exposure time	0.000000	3.2
SIM focus pos (mm)	-0.984267	-0.04433991788510058			
SIM defocus (mm)	-0.3	0.6399275434147956			
SIM translation stage pos (mm)	-190.132523	-190.1325231039672			
SIM translation stage offset (mm)	0	5.209593894051068e-07			
Observation start time	51046644.184000	51051160.888174			
Observation start date	1999-08-14T19:36:20	1999-08-14T20:52:40			
Observation end time	51051644.184000	51056730.73837			
Observation end date	1999-08-14T20:59:40	1999-08-14T22:25:30			
Read mode	TIMED	TIMED			

2.3 Aspect



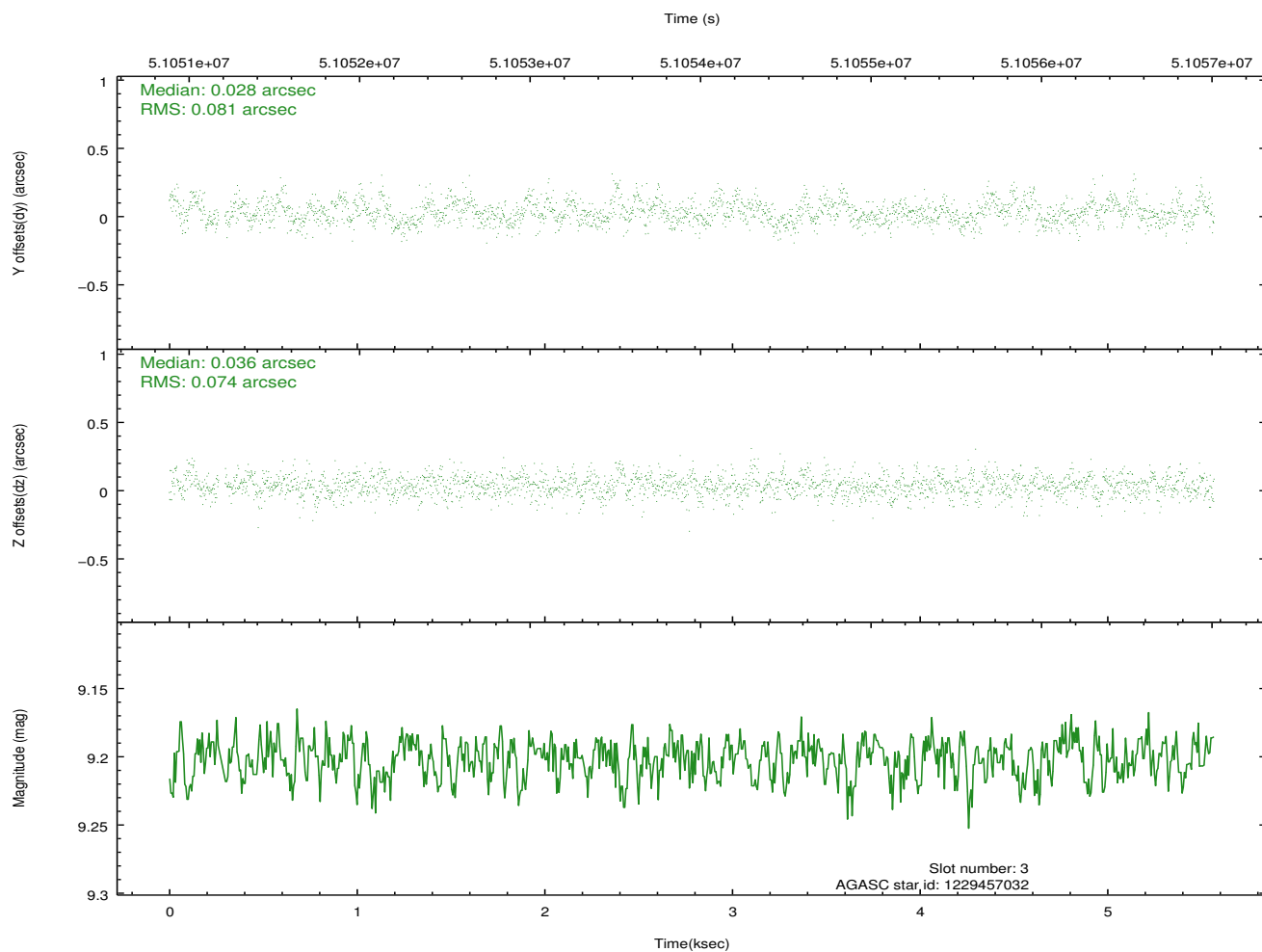
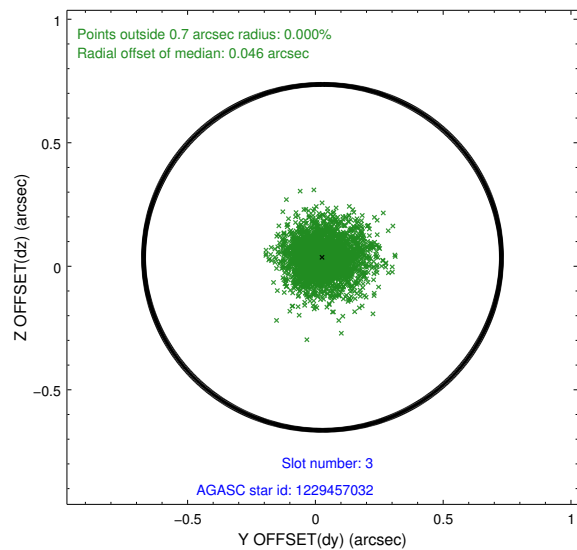
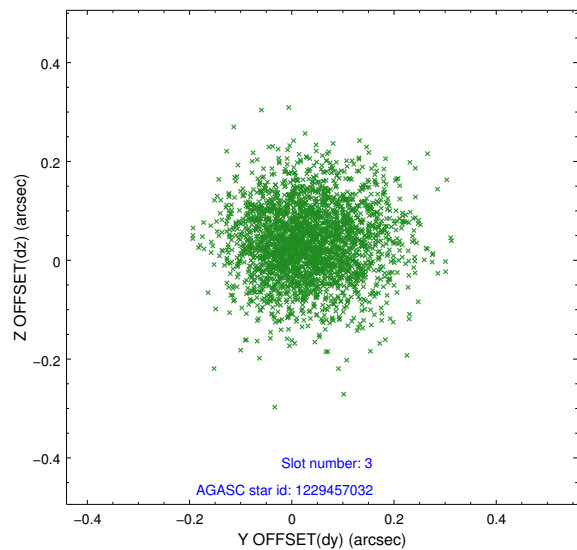


Slot Statistics

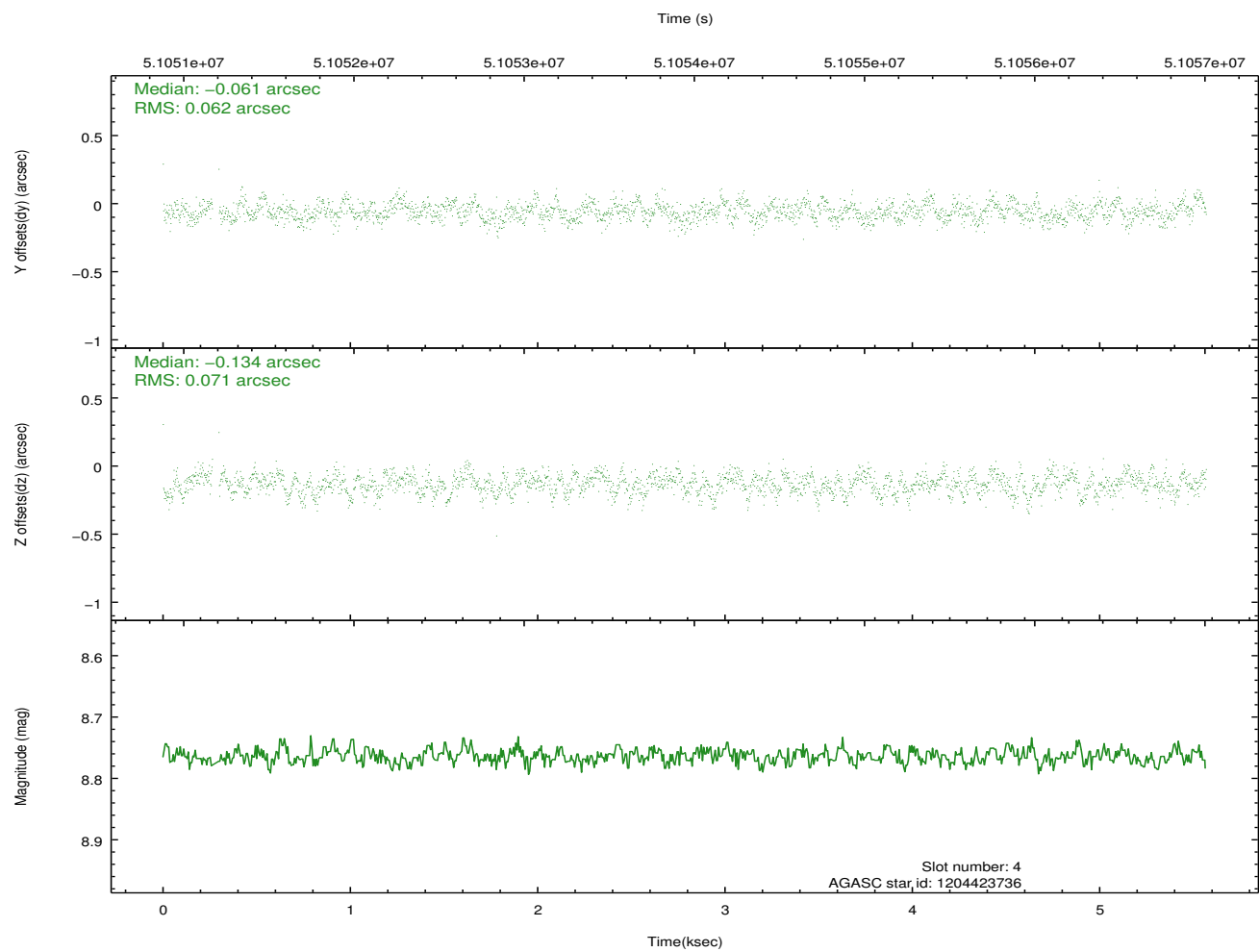
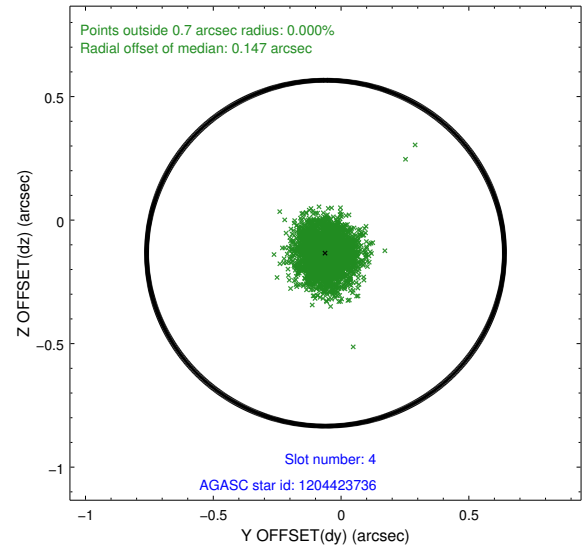
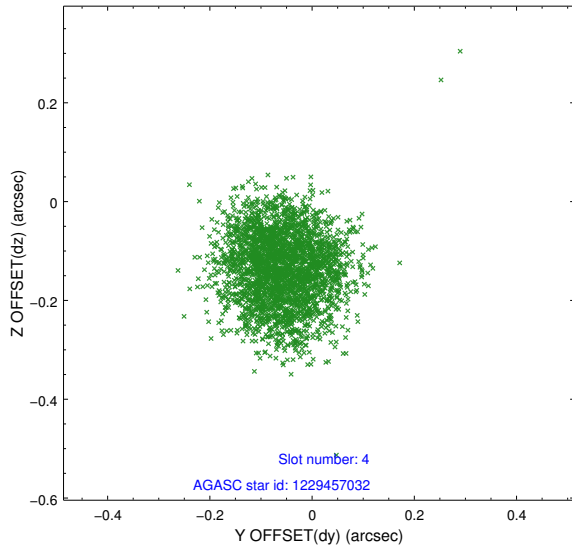
slot	status	id	mag	n_pts	med_dy	med_dz	dr1	dr2	ra	dec	mean_y	mean_z
0	UNUSED		0.00	0	0.000	0.000	0.000	0.000	0.000000	0.000000	0.00	0.00
1	UNUSED		0.00	0	0.000	0.000	0.000	0.000	0.000000	0.000000	0.00	0.00
2	FID	ACIS-S-6	7.37	2700	-0.014	-0.011	0.000	0.000	0.000000	0.000000	409.29	824.81
3	GUIDE	1229457032	9.20	2701	0.028	0.036	0.115	0.192	100.958417	-75.581890	-2109.01	-393.46
4	GUIDE	1204423736	8.76	2698	-0.061	-0.134	0.101	0.157	99.272017	-74.796122	935.56	-1458.72
5	GUIDE	1229331616	9.91	2701	0.054	-0.153	0.159	0.257	96.182998	-75.347362	1602.36	1961.07
6	GUIDE	1204427552	9.96	2700	-0.061	0.333	0.168	0.271	98.426081	-74.700454	1756.68	-1160.07
7	GUIDE	1229333040	9.79	2619	0.038	-0.085	0.157	0.255	99.562583	-75.788185	-1678.13	988.15

2.4 Star Slots

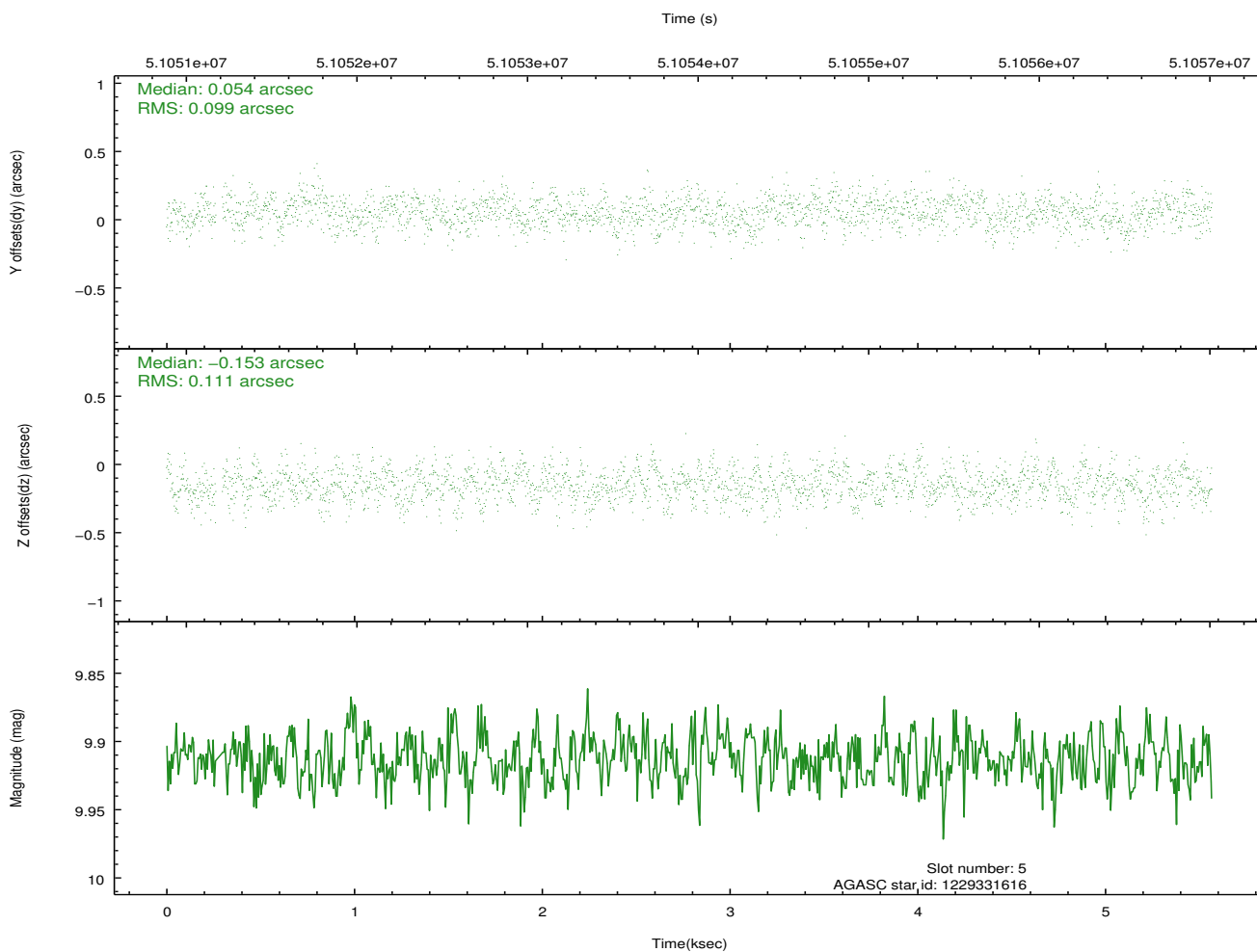
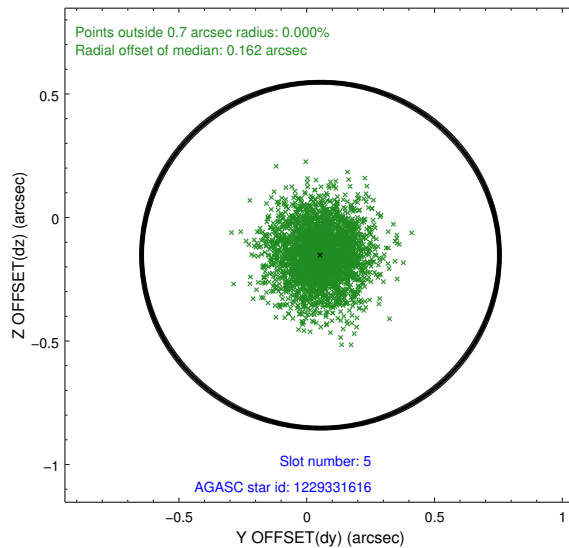
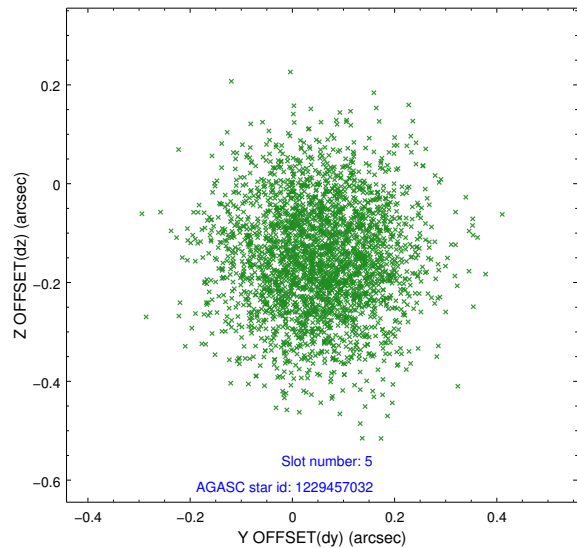
2.4.1 Slot 3



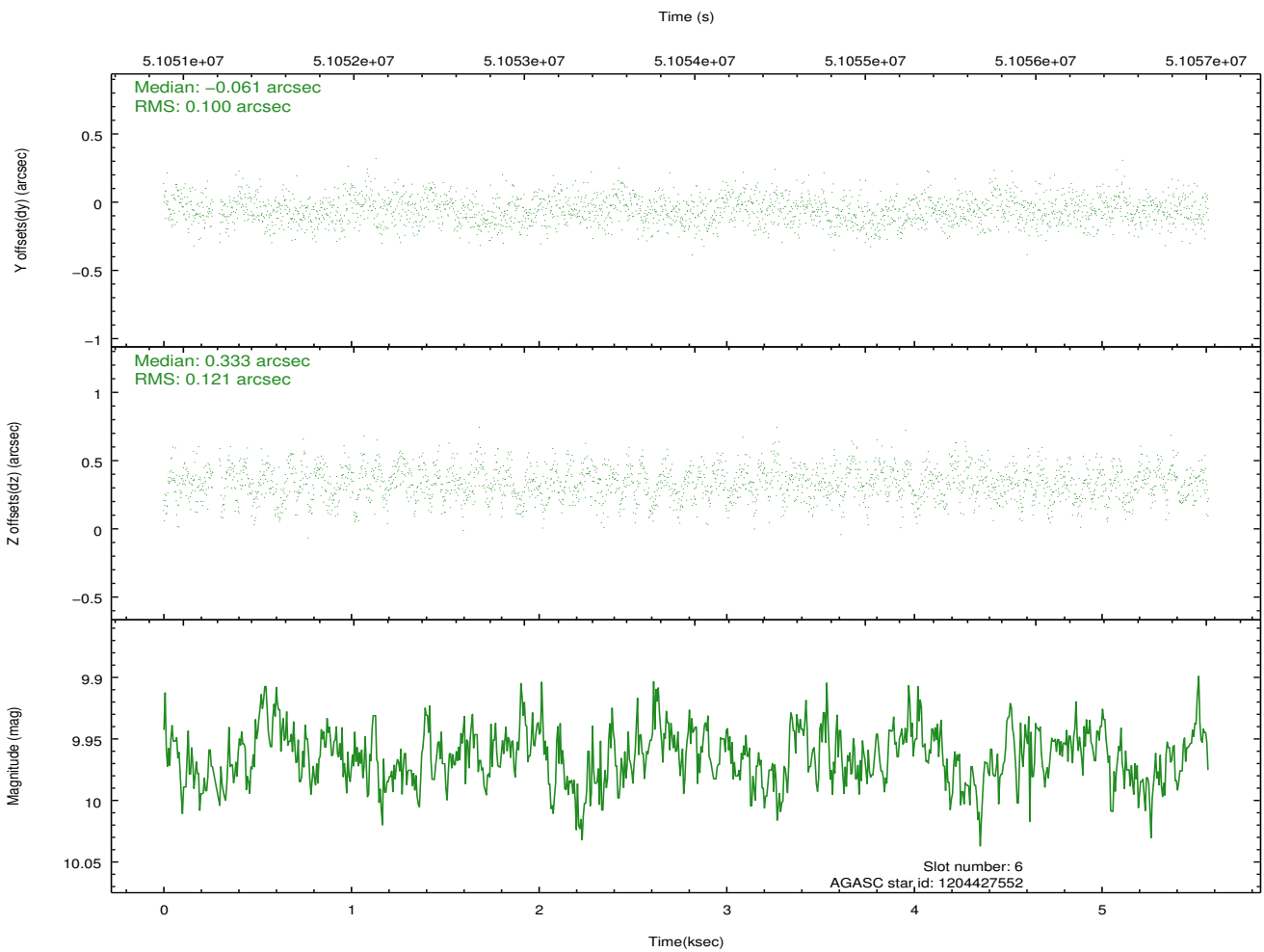
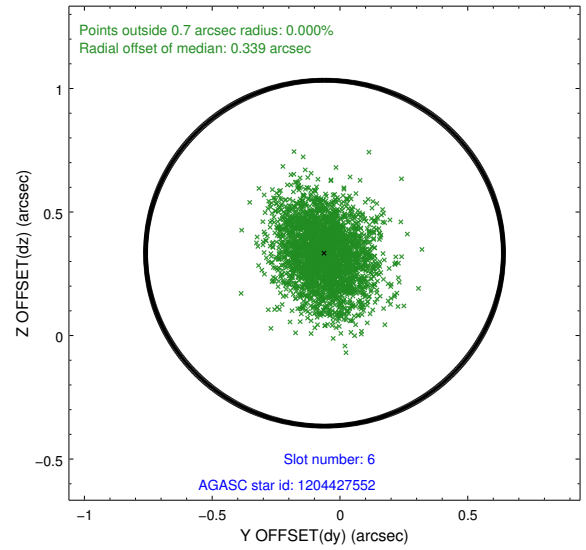
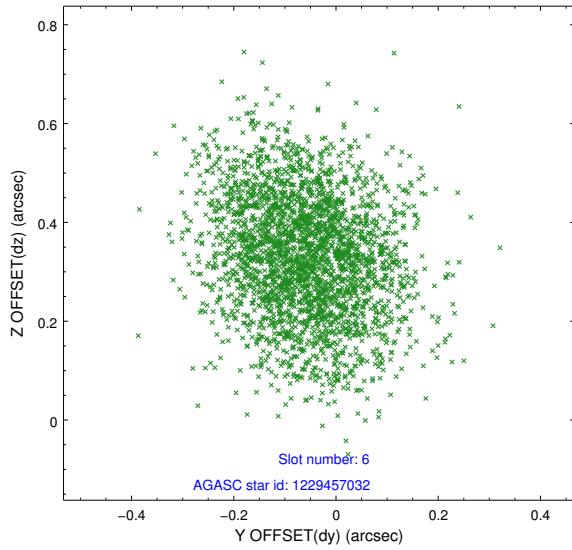
2.4.2 Slot 4



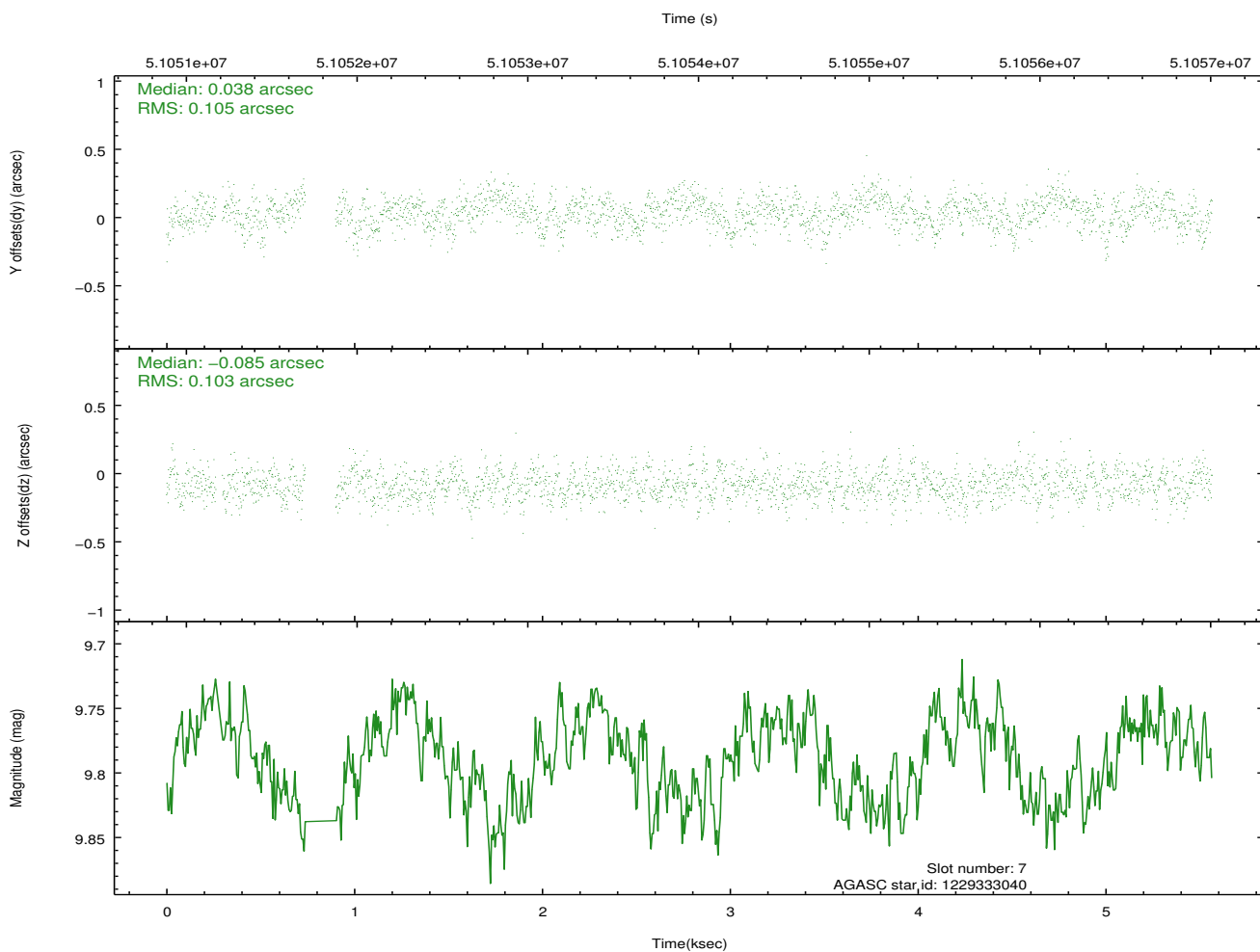
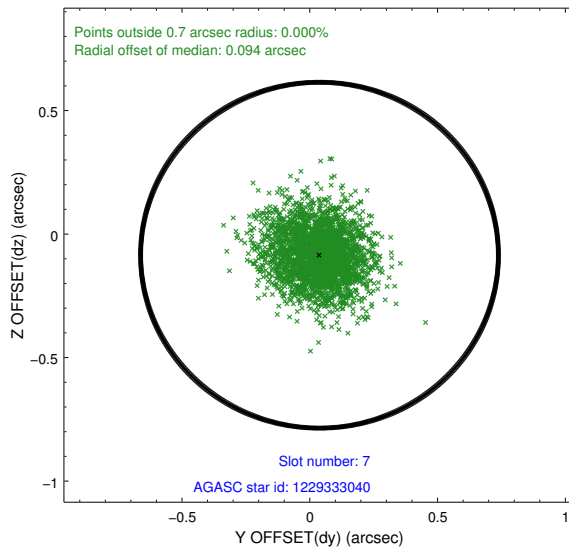
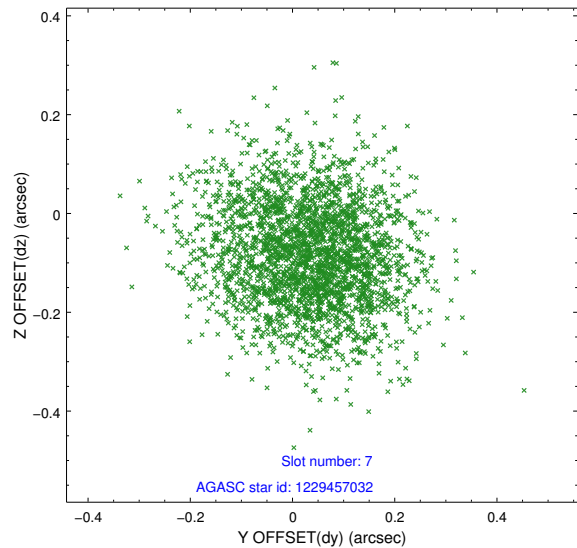
2.4.3 Slot 5



2.4.4 Slot 6

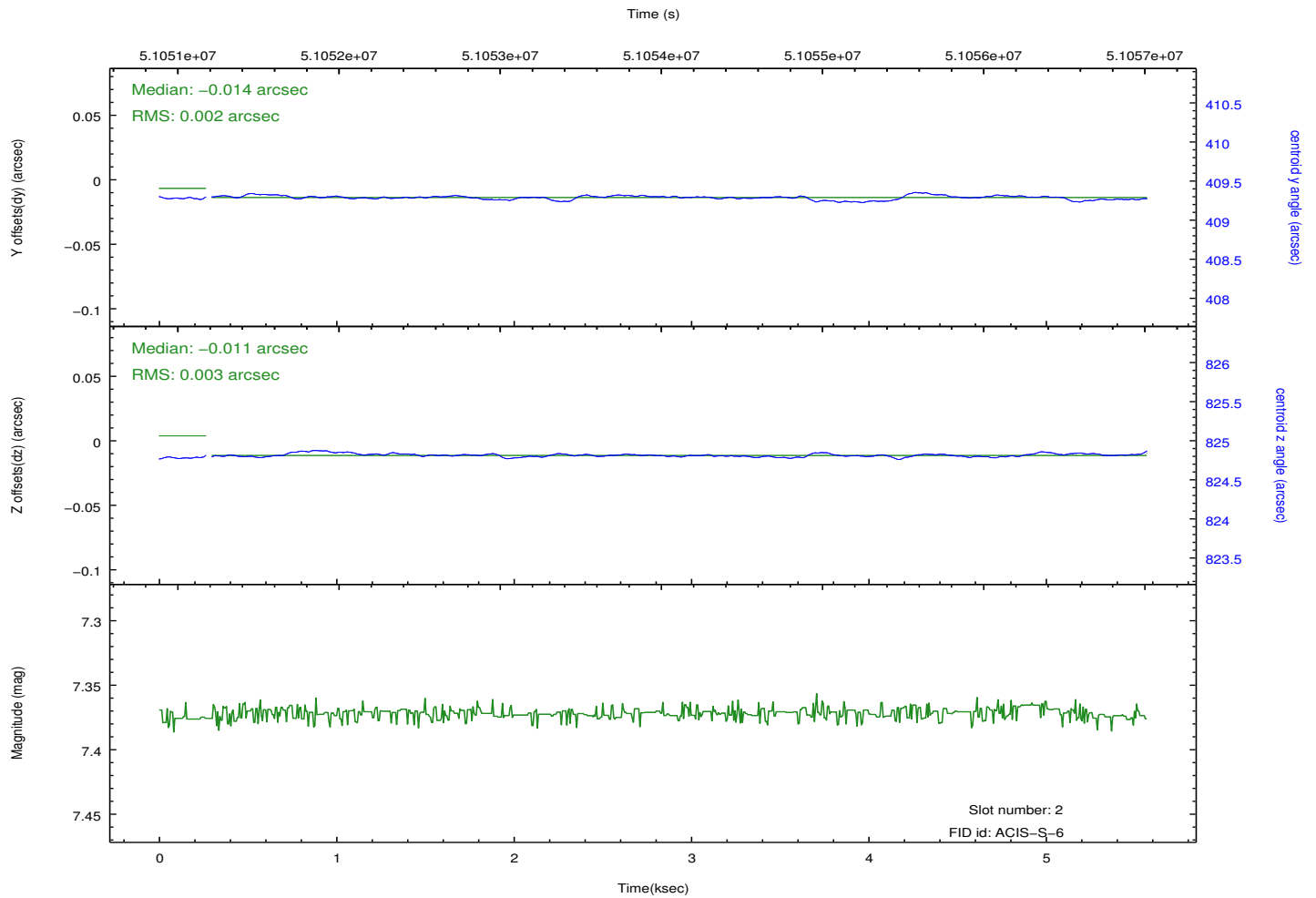
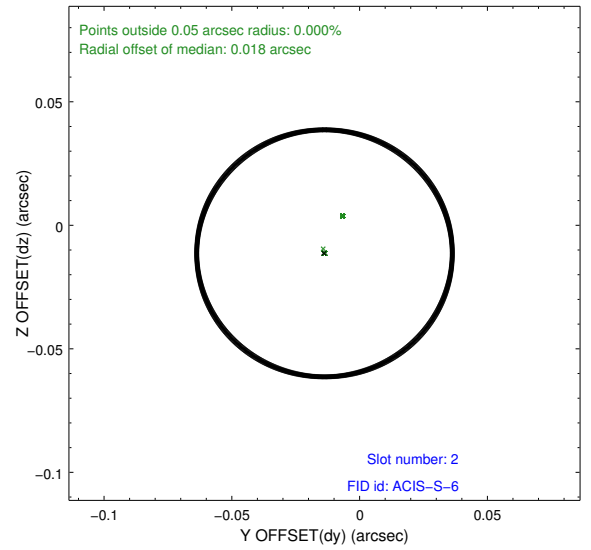
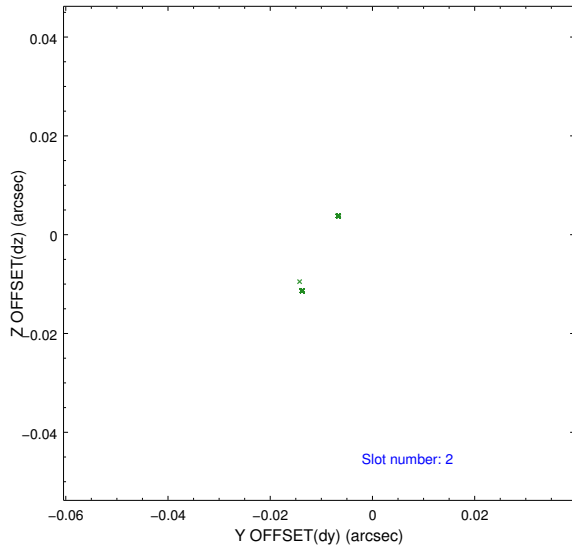


2.4.5 Slot 7




2.5 FID Slots

2.5.1 Slot 2



3 Point Sources



A Summary

A.1 Status

V&V Scientist	Joy Nichols
V&V Date (YYYY-MM-DD)	2010.08.16
V&V Edition	1
V&V Disposition and Status	OK
V&V Charge Time	4.969

A.2 Comments

ACIS focus and plate scale measurement. Moved ISIM FOCUS to -0.300mm at 226:2058 (105 steps to -30 steps).

===

Only 1 of 3 fid lights were acquired for this observation due to operational issues.

===

The focal plane temperature is approximately -100 C during this observation. This reprocessing of the data applies no CTI correction because none is available for this temperature at present.

The ACIS CTI correction has not been calibrated at this temperature, because it was early in the mission, and ACIS had not yet been lowered to the standard -119.7 C. Both front and back illuminated chips are affected. However a T_GAIN correction has been applied to the BI chips (ACIS-5 and ACIS-7) data included here.

The ACIS spectral response calibration is less accurate at these warmer temperatures than it is at -119.7 C. Users whose science objectives depend on the most accurate spectral response (ie: fitting line-rich spectra) may notice an effect. Users whose science objectives do not depend on the most accurate spectral response should not notice an effect.