

# V&V Reference Report

## L2 ASCDS Version : 8.2.1

Observation 1207 - L2 Version 2  
Chandra X-Ray Center

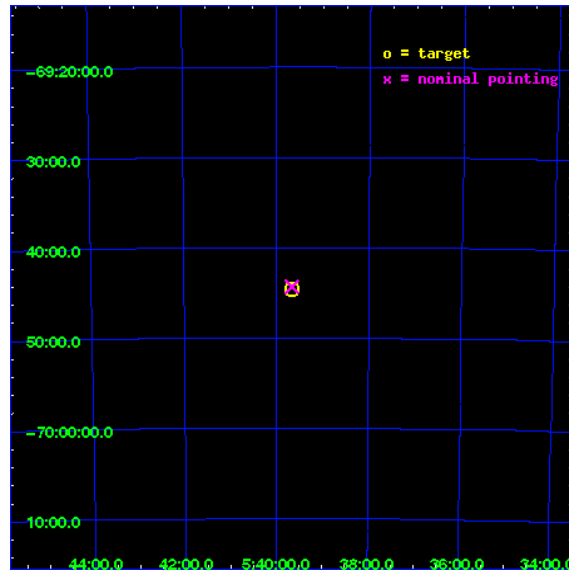
L2 Processing Date : Feb 1 2010

## Contents

<b>1</b>	<b>Front</b>	<b>2</b>
<b>2</b>	<b>OBI</b>	<b>3</b>
2.1	OBI . . . . .	3
2.1.1	Images . . . . .	3
2.1.2	Parameters . . . . .	4
2.1.3	Events . . . . .	4
2.2	Compared Parameters . . . . .	5
2.3	Aspect . . . . .	6
2.4	Star Slots . . . . .	9
2.4.1	Slot 3 . . . . .	9
2.4.2	Slot 4 . . . . .	10
2.4.3	Slot 5 . . . . .	11
2.4.4	Slot 7 . . . . .	12
2.5	FID Slots . . . . .	13
<b>3</b>	<b>Point Sources</b>	<b>14</b>
<b>A</b>	<b>Summary</b>	<b>15</b>
A.1	Status . . . . .	15
A.2	Comments . . . . .	15

# 1 Front

seq_num	480157	Sequence number
obs_id	1207	Observation id
title	&#160	Proposal title
observer	Dr. CXC Calibration	Principal investigator
object	LMC X-1	Source name
ra_targ	84.914583	Observer's specified target RA
dec_targ	-69.743611	Observer's specified target Dec
ra_nom	84.916220299957	Nominal RA
dec_nom	-69.738835715961	Nominal Dec
roll_nom	107.98919693108	Nominal Roll
revision	2	Processing version of data
ontime	0.0	[s]
livetime	0.0	Ontime multiplied by DTCOR
l2events	0	Number of level 2 events




## 2 OBI


### 2.1 OBI

#### 2.1.1 Images

Level 1 Image



Level 1 Bad Events



## 2.1.2 Parameters

obi_num	0	Obi number	sched_exp_time	3000.000000	Scheduled observation exposure time
ascdsver	8.2.1	Processing system revision	ontime	0.0	[s]
caldbver	4.1.5	&#160	l1events	346840	Number of level 1 events
date	2010-02-02T02:08:29	Date and time of file creation			
revision	3	Processing version of data			

## 2.1.3 Events

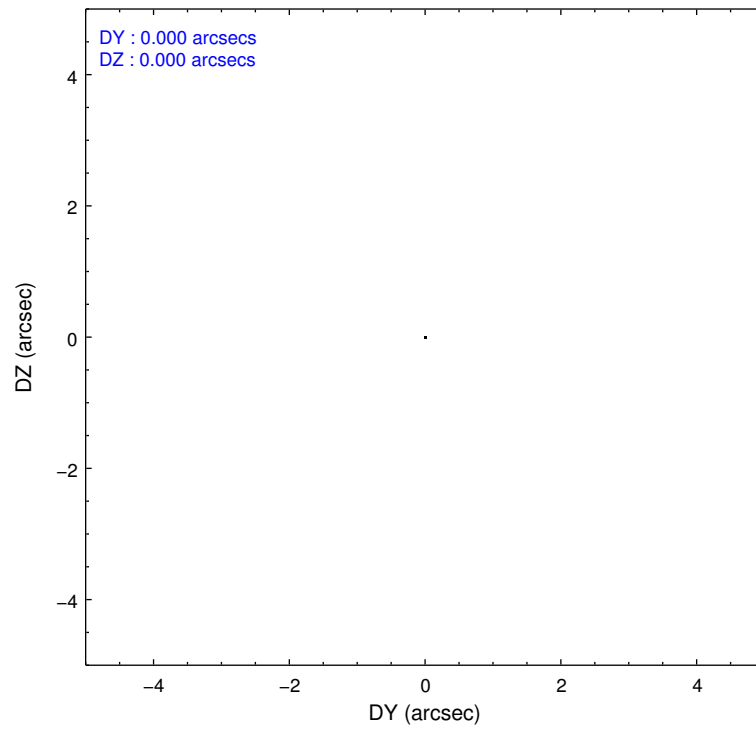
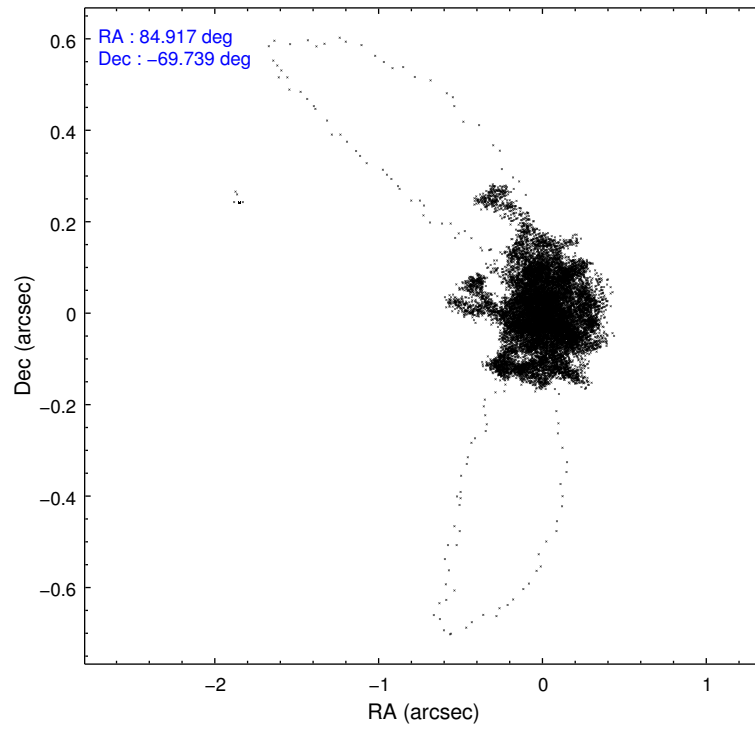
### Level 1 Events

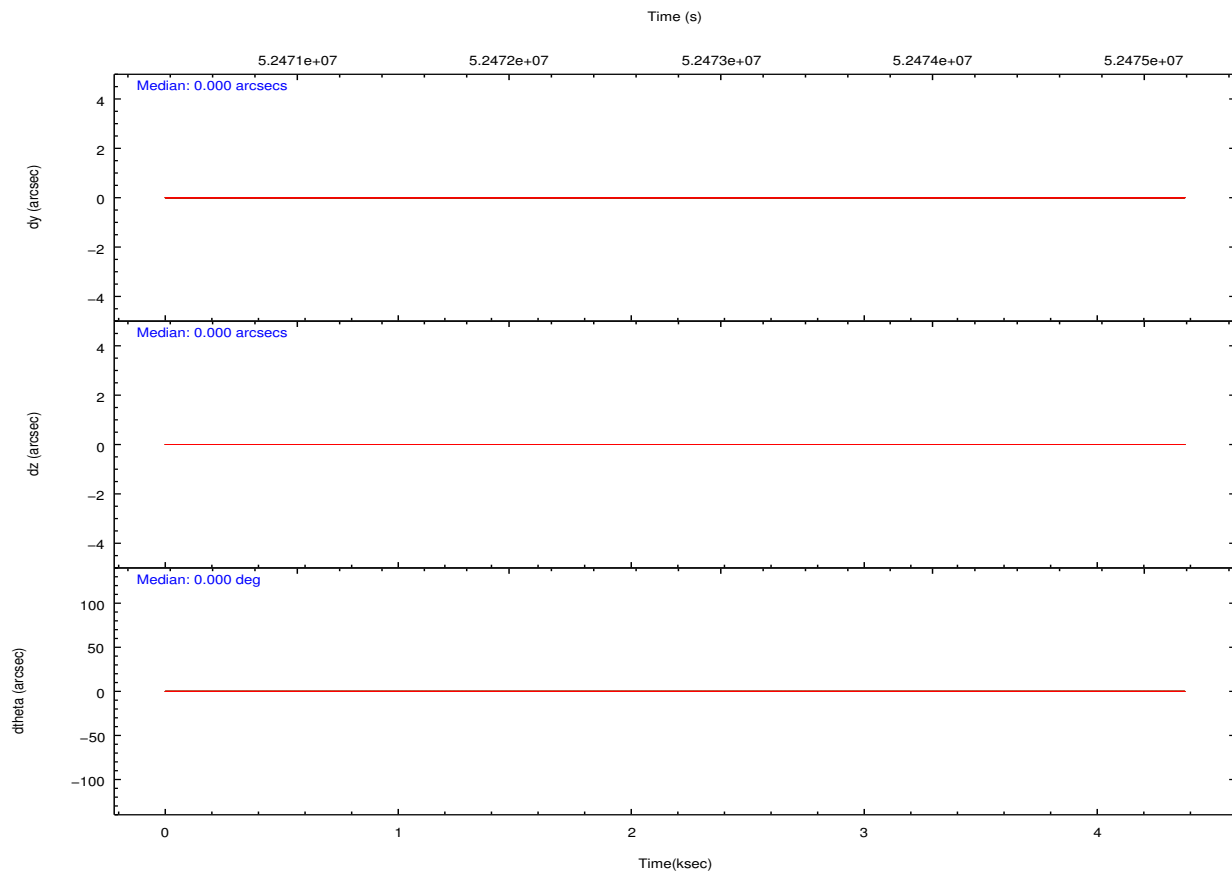
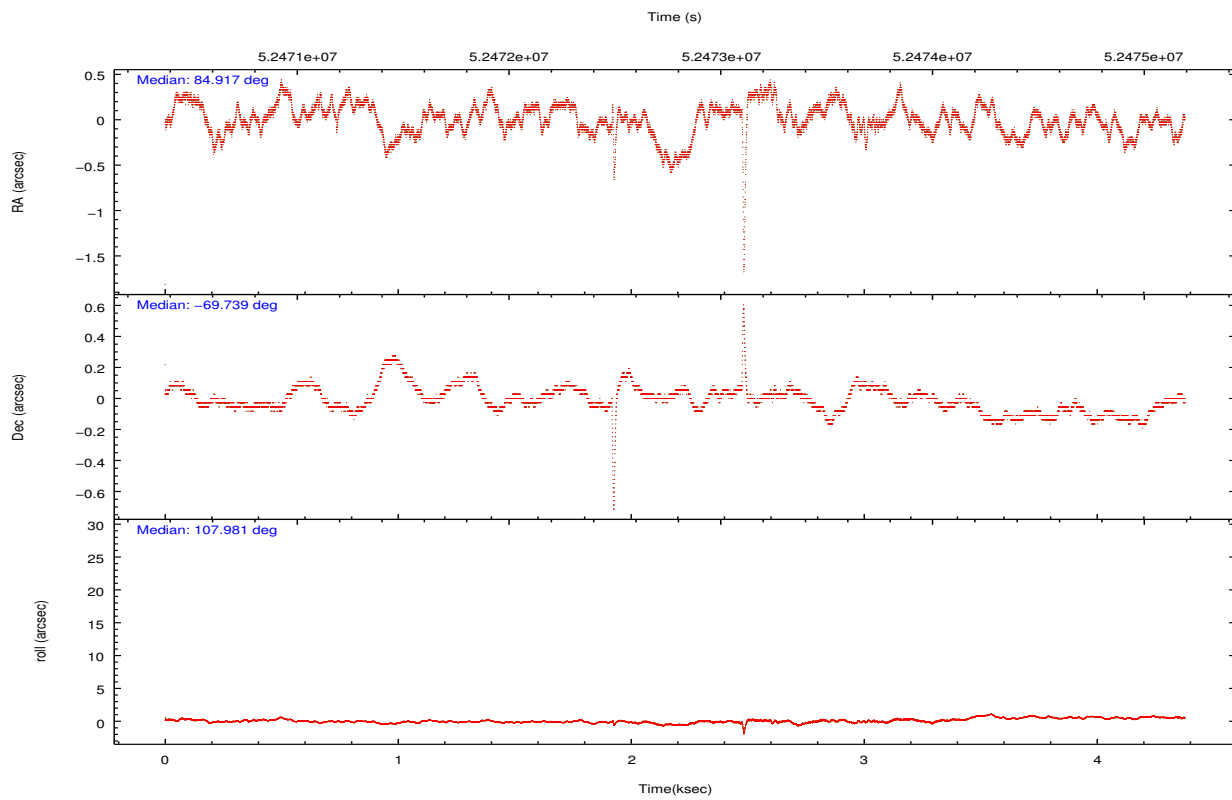
	<b>segment 0</b>
level 1 events	346840
rejected events	0
rejected %	0%

## 2.2 Compared Parameters

Parameter	Planned	Actual	Parameter	Planned	Actual
Instrument	HRC	HRC	Obspar format version number	6	6
Detector	HRC-I	HRC-I	Obspar file type	PREDICTED	ACTUAL
Grating	NONE	NONE	Obspar update status	NONE	UPDATED
Data mode	OBSERVING	OBSERVING			
Observation mode	POINTING	POINTING			
Pointing RA	84.974973	84.91622029995669			
Pointing Dec	-69.757107	-69.73883571596102			
Pointing Roll	108.139814	107.9891969310756			
SIM focus pos (mm)	-0.040293	0.255451383487682			
SIM defocus (mm)	1	1.295744004146556			
SIM translation stage pos (mm)	126.985494	126.9829799899862			
SIM translation stage offset (mm)	0	0.002508901615314585			
Observation start time	52470664.184000	52470594.72265			
Observation start date	1999-08-31T07:10:00	1999-08-31T07:09:54			
Observation end time	52473664.184000	52474973.522808			
Observation end date	1999-08-31T08:00:00	1999-08-31T08:22:53			

## 2.3 Aspect



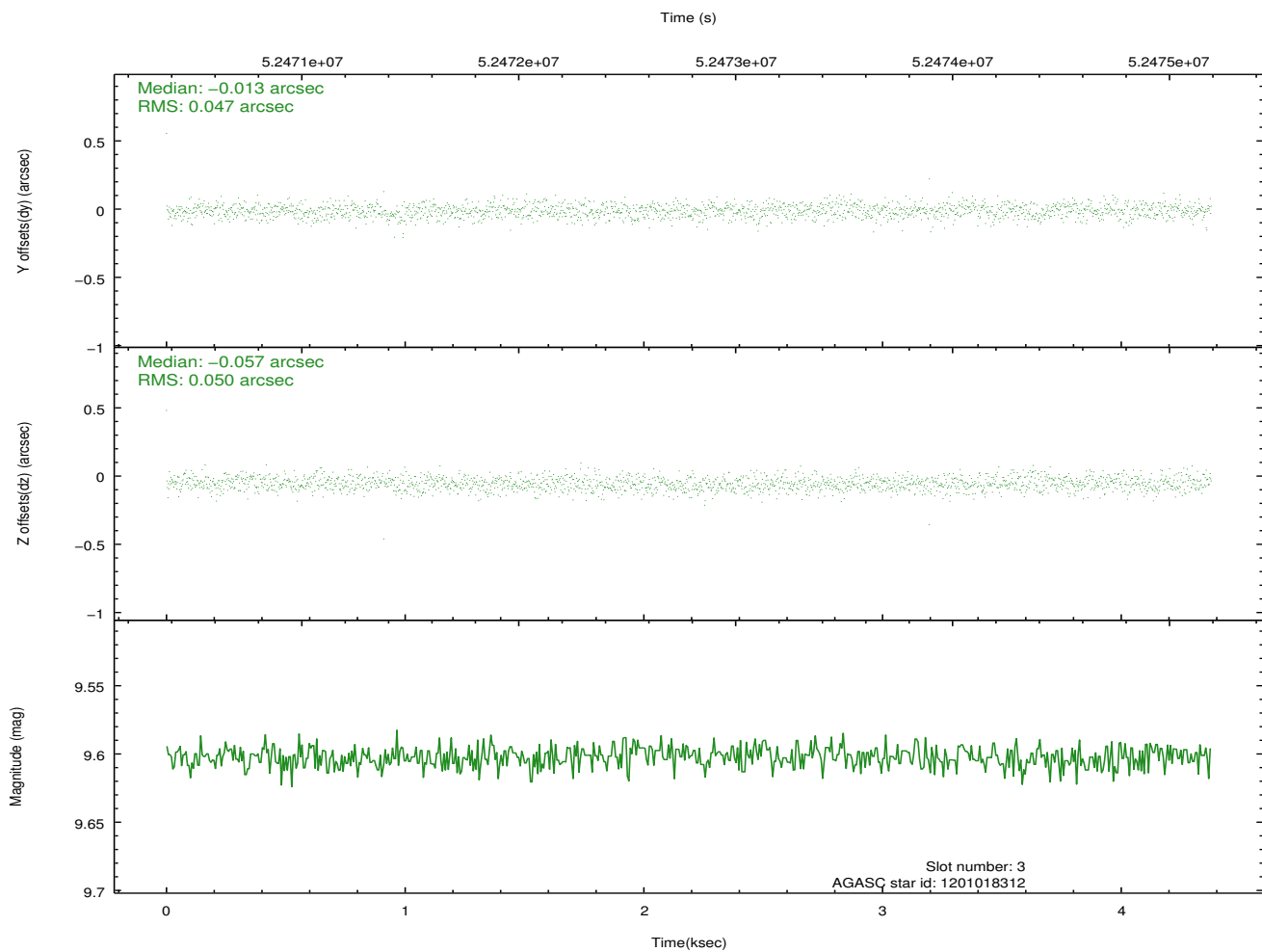
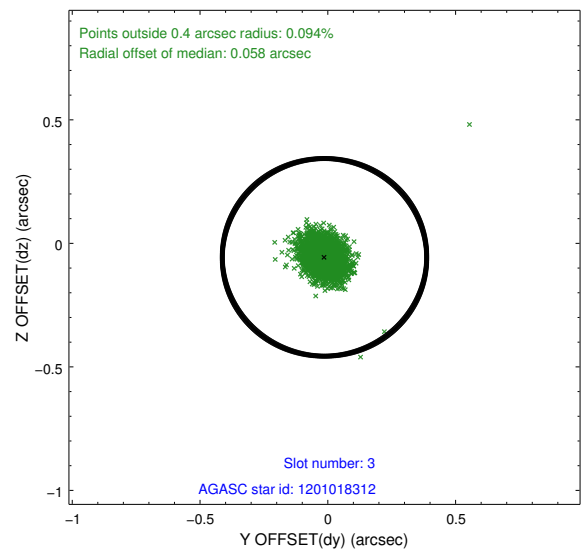
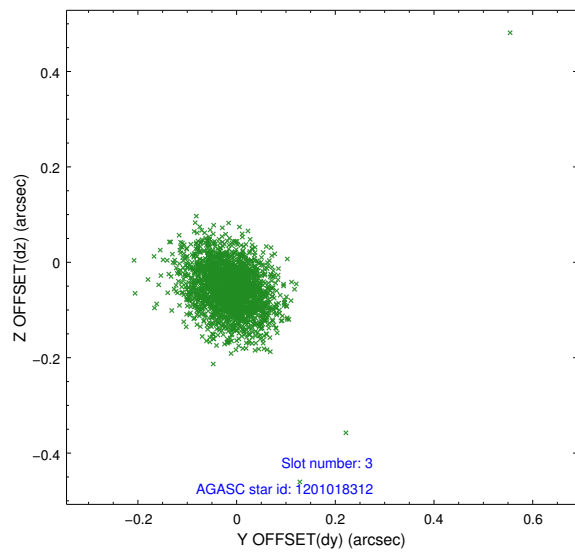


### Slot Statistics

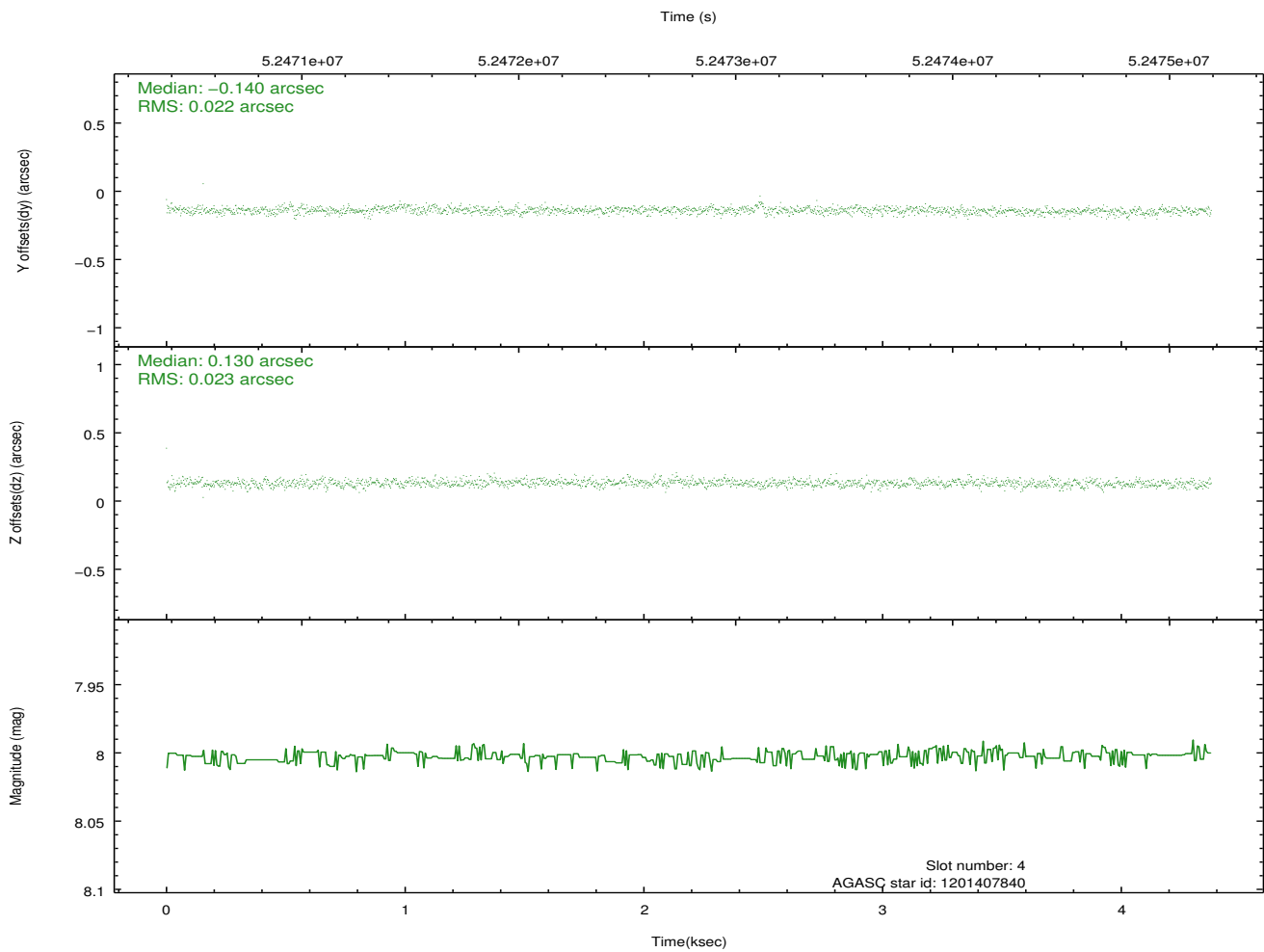
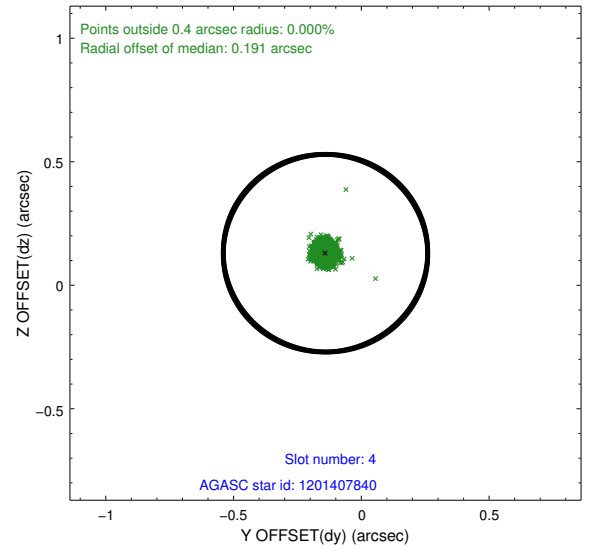
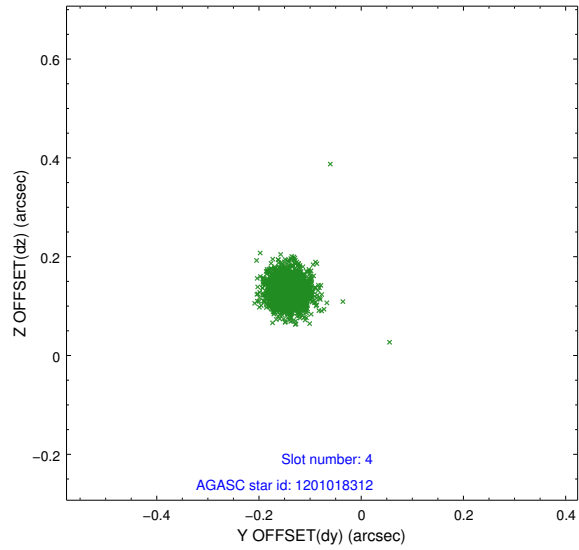
slot	status	id	mag	n_pts	med_dy	med_dz	dr1	dr2	ra	dec	mean_y	mean_z
0	UNUSED		0.00	0	0.000	0.000	0.000	0.000	0.000000	0.000000	0.00	0.00
1	UNUSED		0.00	0	0.000	0.000	0.000	0.000	0.000000	0.000000	0.00	0.00
2	UNUSED		0.00	0	0.000	0.000	0.000	0.000	0.000000	0.000000	0.00	0.00
3	GUIDE	1201018312	9.60	2131	-0.013	-0.057	0.069	0.116	86.298231	-69.115627	1649.30	-2326.34
4	GUIDE	1201407840	8.00	2136	-0.140	0.130	0.033	0.055	83.696303	-70.172201	-948.73	1953.40
5	GUIDE	1201411368	10.05	2132	0.137	-0.164	0.089	0.155	83.629696	-70.495613	-2040.31	2370.81
6	UNUSED		0.00	0	0.000	0.000	0.000	0.000	0.000000	0.000000	0.00	0.00
7	GUIDE	1201540776	9.60	2134	0.019	0.089	0.065	0.109	85.107945	-69.858480	-398.74	-41.35

## 2.4 Star Slots

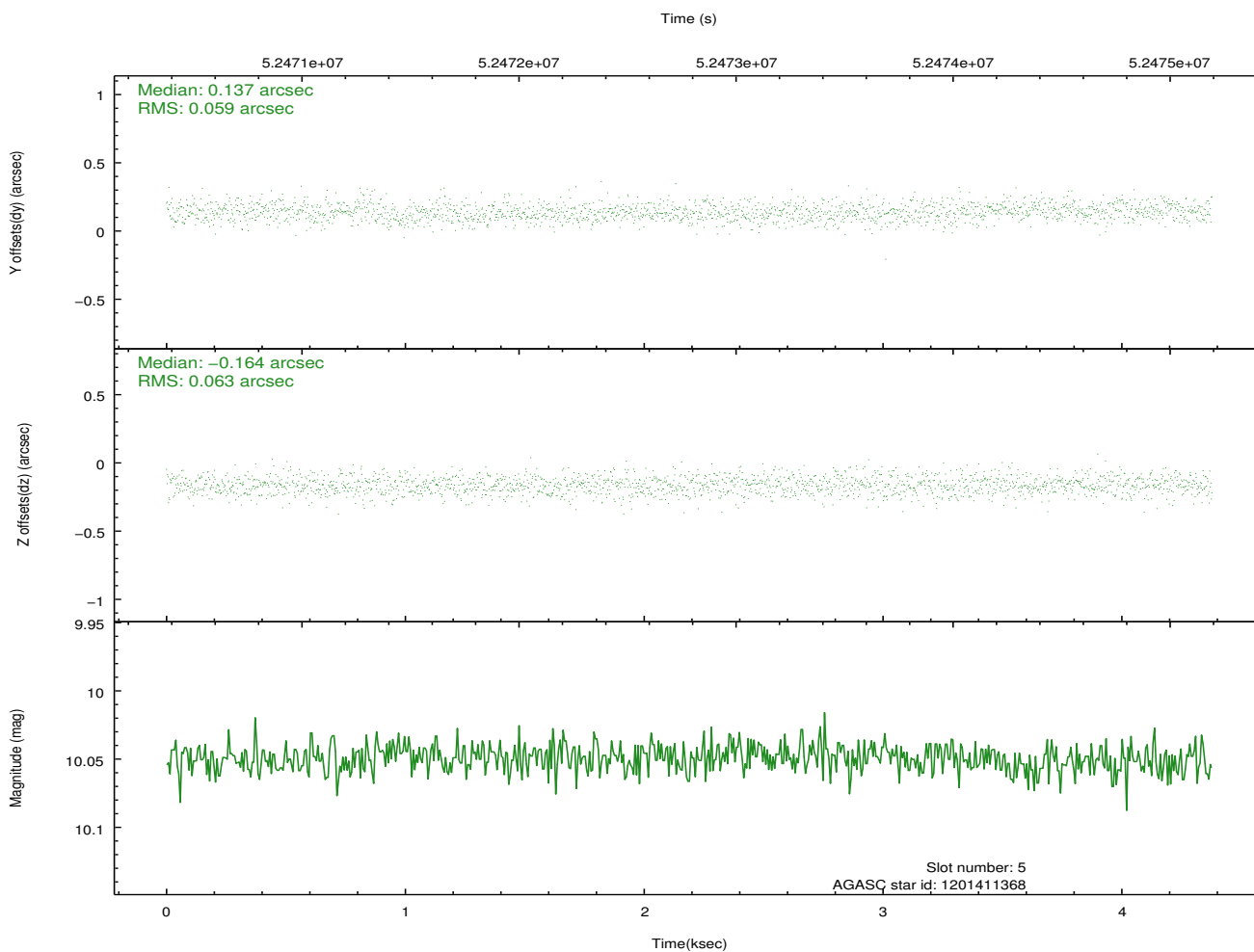
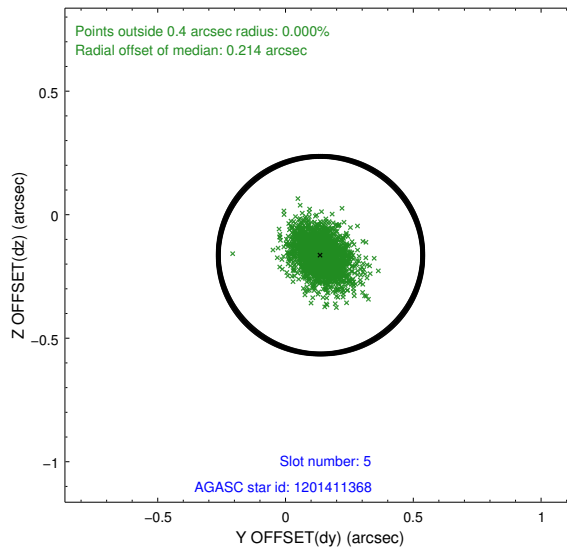
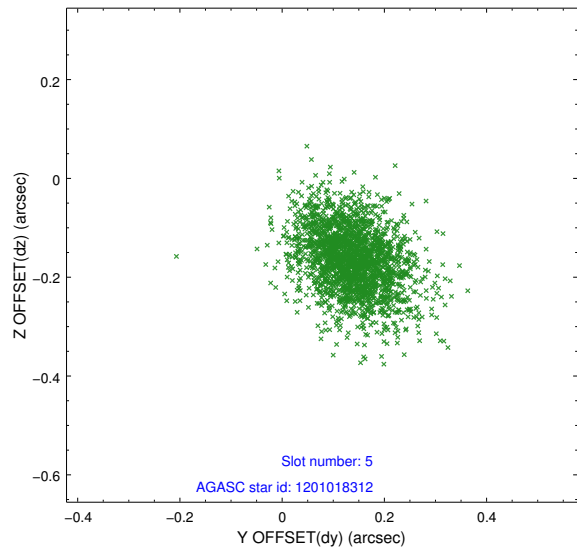
### 2.4.1 Slot 3



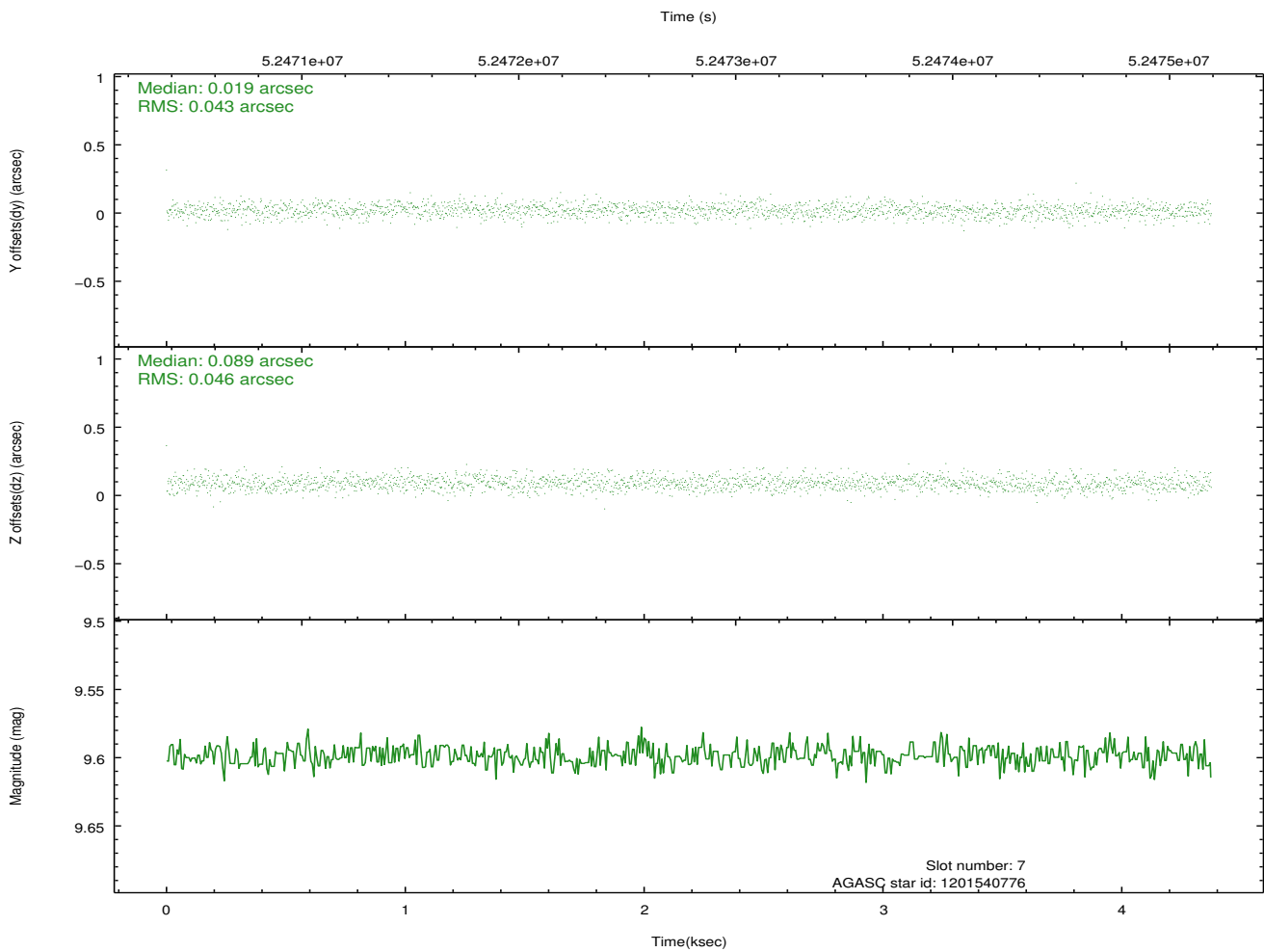
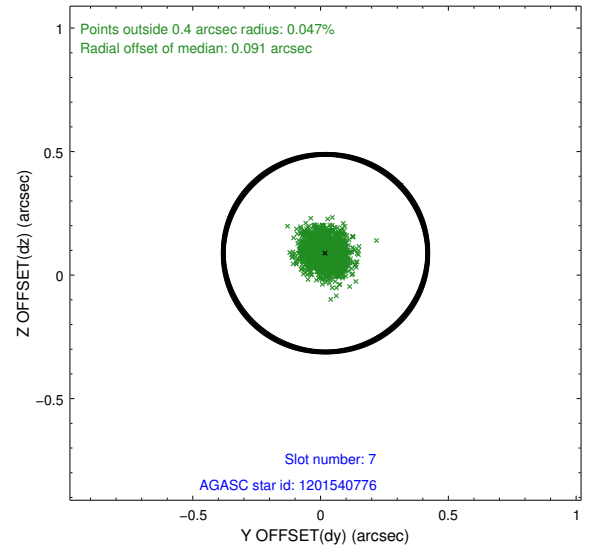
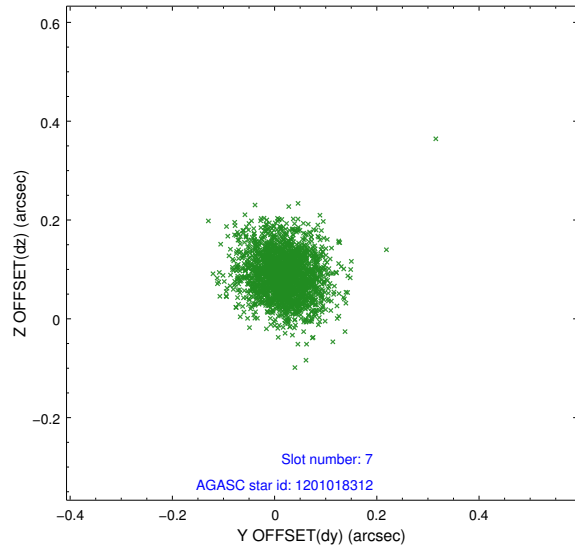
## 2.4.2 Slot 4



### 2.4.3 Slot 5



## 2.4.4 Slot 7



## 2.5 FID Slots

### 3 Point Sources

# A Summary

## A.1 Status

V&V Scientist	Joy Nichols
V&V Date (YYYY-MM-DD)	2010.02.02
V&V Edition	1
V&V Disposition and Status	OK
V&V Charge Time	1

## A.2 Comments

HRC shutter location and focus test. All fid lights blocked by HRC shutter. No fid lights were used during this observation, so there is no Good Time

Interval. As a result, there are no Level 2 events. However, the Level 1

event energy data are good. The aspect solution is compromised.

Also, the guide star in slot 6 was removed from the aspect solution due to

poor data quality.