

V&V Reference Report

L2 ASCDS Version : 10.9.1

Observation 5407 - L2 Version 5
Chandra X-Ray Center

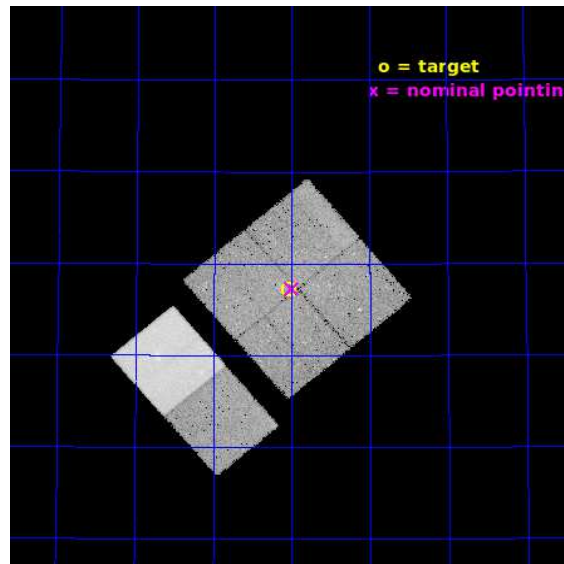
L2 Processing Date : Oct 5 2020

Contents

1	Front	2
2	OBI	3
2.1	OBI	3
2.1.1	Images	3
2.1.2	Bias	3
2.1.3	Parameters	4
2.1.4	Events	4
2.2	Compared Parameters	5
2.3	Aspect	6
2.4	Star Slots	9
2.4.1	Slot 3	9
2.4.2	Slot 4	10
2.4.3	Slot 5	11
2.4.4	Slot 6	12
2.4.5	Slot 7	13
2.5	FID Slots	14
2.5.1	Slot 0	14
2.5.2	Slot 1	15
2.5.3	Slot 2	16
A	Summary	17
A.1	Status	17
A.2	Comments	17

1 Front

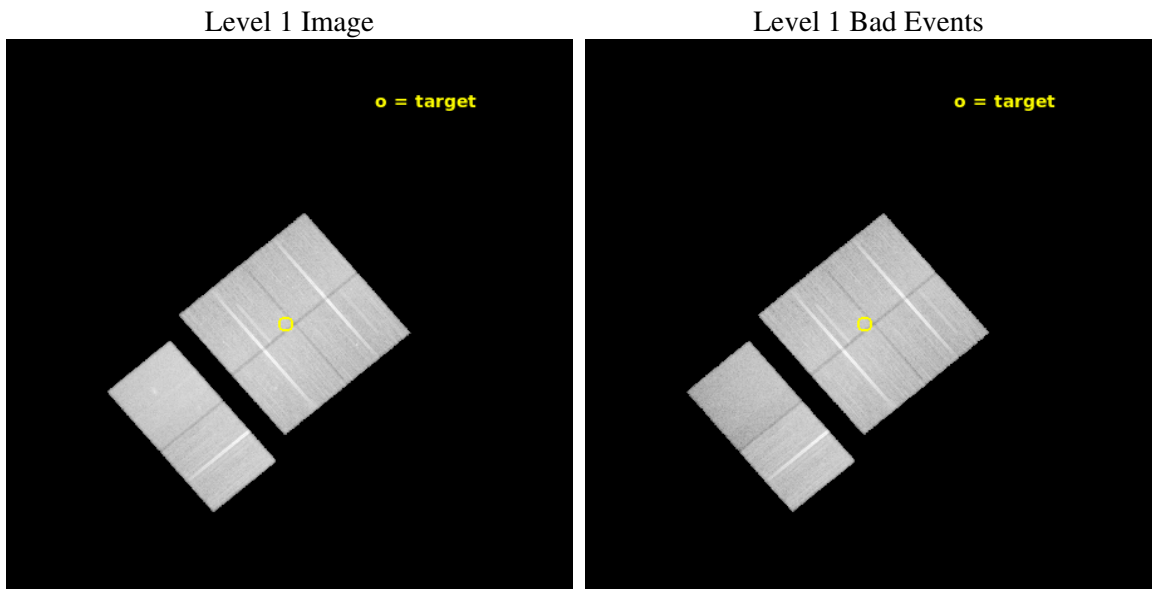
seq_num	200341	Sequence number
obs_id	5407	Observation id
title	h and Chi Per: The Loudest Sources?	Proposal title
observer	Nancy Evans	Principal investigator
object	h and chi Per	Source name
dtcycle	0	
cycle	P	events from which exps? Prim/Second/Both
ra_targ	34.759167	Observer's specified target RA [deg]
dec_targ	57.12	Observer's specified target Dec [deg]
ra_nom	34.749882784344	Nominal RA [deg]
dec_nom	57.121421130678	Nominal Dec [deg]
roll_nom	229.71213151434	Nominal Roll [deg]
revision	5	Processing version of data
ontime	41631.87687403	Sum of GTIs [s]
livetime	41104.708981344	Livetime [s]
ontime0	41638.358884484	Sum of GTIs [s]
ontime1	41631.876874	Sum of GTIs [s]
ontime2	41635.117874295	Sum of GTIs [s]
ontime3	41631.87687403	Sum of GTIs [s]
ontime6	41635.117894173	Sum of GTIs [s]
ontime7	41641.599844873	Sum of GTIs [s]
l2events	250433	Number of level 2 events




2 OBI

2.1 OBI

2.1.1 Images



2.1.2 Bias



2.1.3 Parameters

obi_num	0	Obi number	sched_exp_time	41507.278000	[s] Scheduled observation exposure time
ascdsver	10.9.1	Processing system revision	ontime	41631.87687403	Sum of GTIs [s]
caldbver	4.9.2	 	ontime0	41638.358884484	Sum of GTIs [s]
date	2020-10-05T11:57:05	Date and time of file creation	ontime1	41631.876874	Sum of GTIs [s]
revision	5	Processing version of data	ontime2	41635.117874295	Sum of GTIs [s]
			ontime3	41631.87687403	Sum of GTIs [s]
			ontime6	41635.117894173	Sum of GTIs [s]
			ontime7	41641.599844873	Sum of GTIs [s]
			l1events	1630538	Number of level 1 events

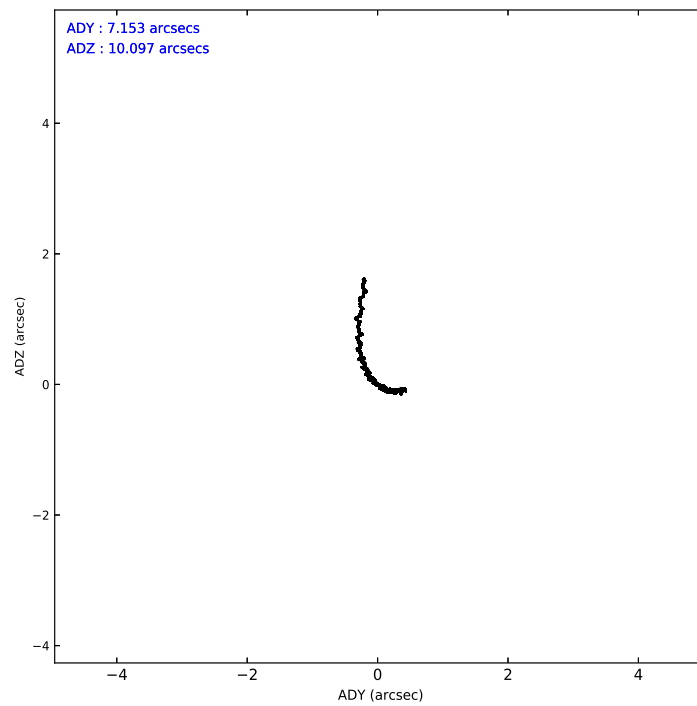
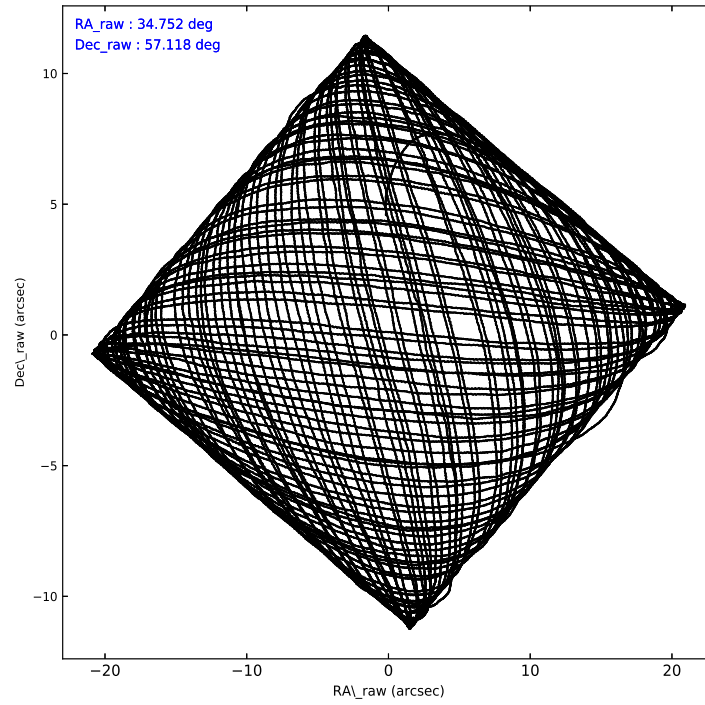
2.1.4 Events

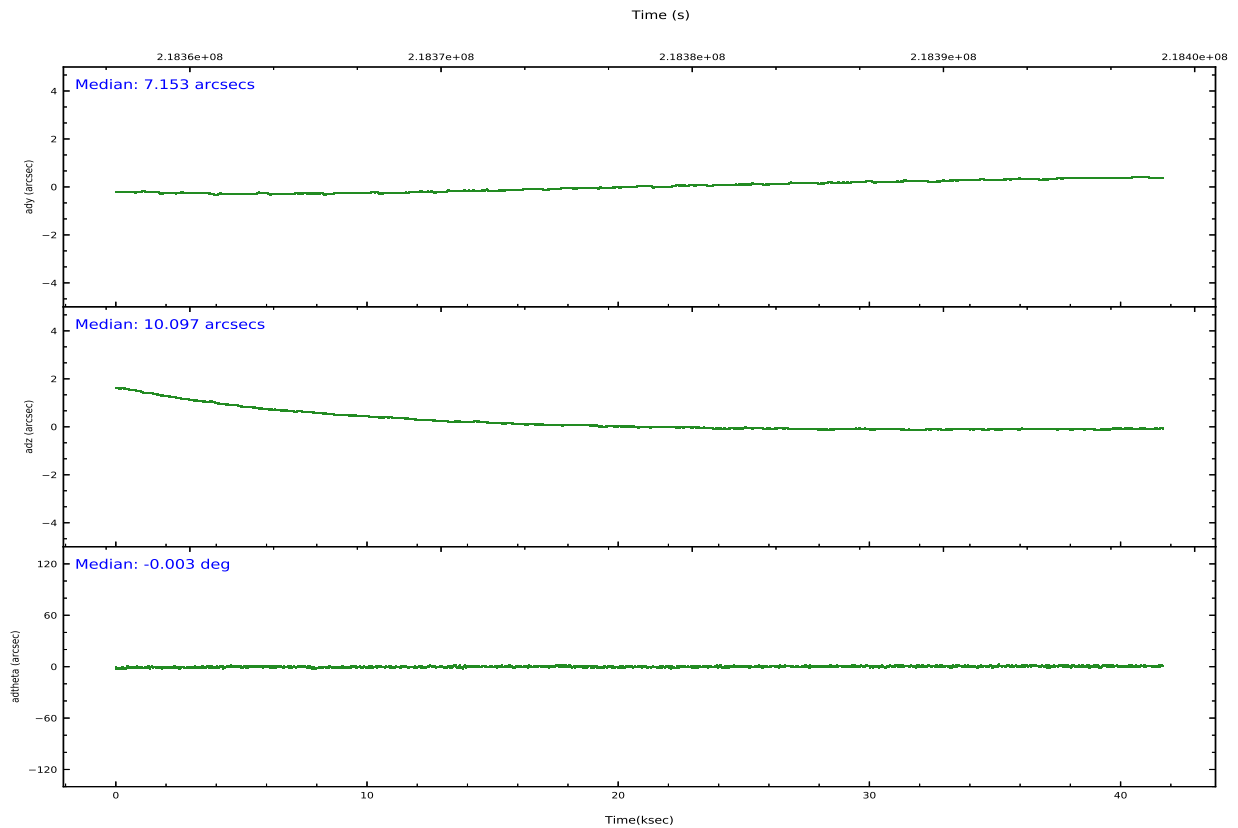
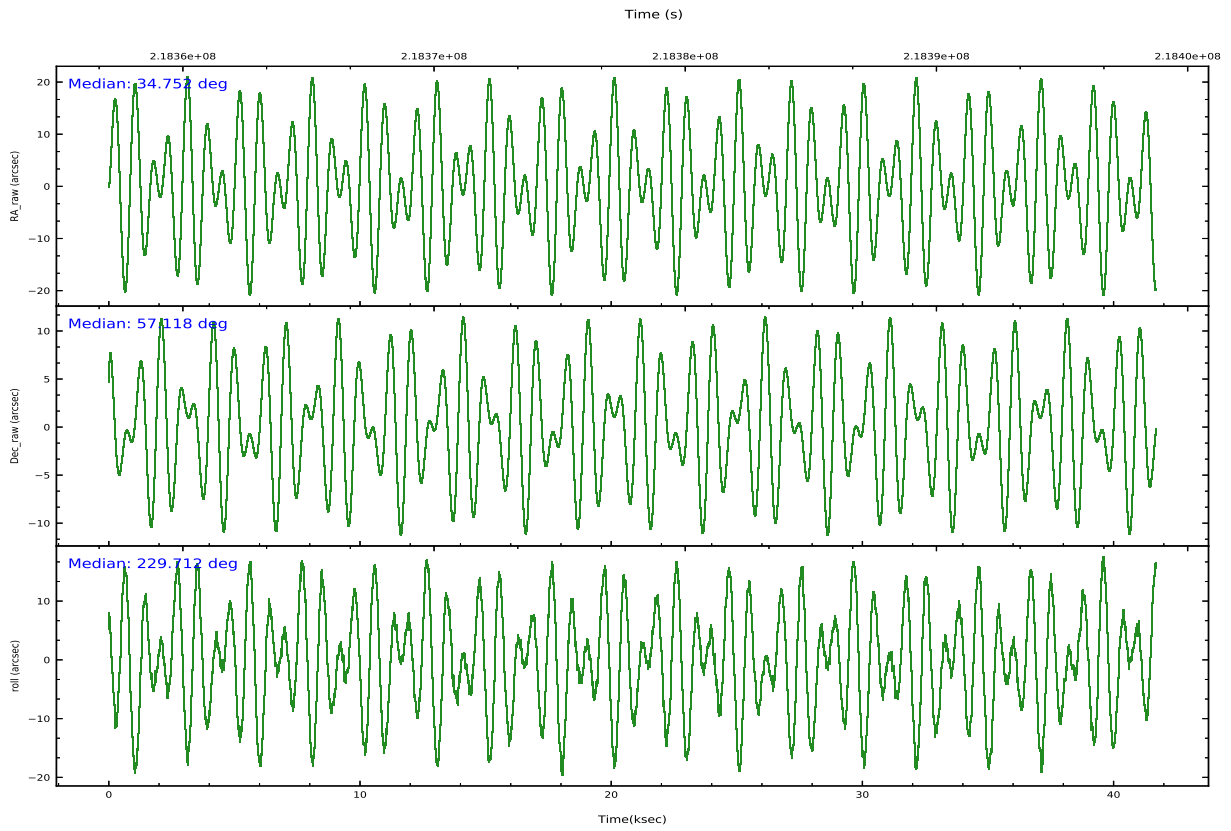
	ccd 0	ccd 1	ccd 2	ccd 3	ccd 6	ccd 7		ccd 0	ccd 1	ccd 2	ccd 3	ccd 6	ccd 7
level 1 events	248017	251027	281482	268674	284354	296984	grade 0 events	10977	12516	10972	11015	10143	12057
rejected events	219576	219367	253534	241528	256137	161754		4%	4%	3%	4%	3%	4%
rejected %	88%	87%	90%	89%	90%	54%	grade 1 events	123	137	148	152	136	252
								0%	0%	0%	0%	0%	0%
							grade 2 events	6350	6650	6190	5465	6005	27045
								2%	2%	2%	2%	2%	9%
							grade 3 events	3141	3341	3020	2921	3168	12816
								1%	1%	1%	1%	1%	4%
							grade 4 events	2848	3270	2940	2911	3080	12628
								1%	1%	1%	1%	1%	4%
							grade 5 events	9064	10068	8628	10261	10537	31229
								3%	4%	3%	3%	3%	10%
							grade 6 events	5127	5886	4831	4835	5821	70694
								2%	2%	1%	1%	2%	23%
							grade 7 events	210387	209159	244753	231114	245464	130263
								84%	83%	86%	86%	86%	43%

2.2 Compared Parameters

Parameter	Planned	Actual	Parameter	Planned	Actual
Instrument	ACIS	ACIS	Obspar version number	8	8
Detector	ACIS-012367	ACIS-012367	Obspar file type	PREDICTED	ACTUAL
Grating	NONE	NONE	Obspar update status	NONE	UPDATED
Data mode	VFAINT	VFAINT	Number of optional ACIS chips dropped	0	0
Observation mode	POINTING	POINTING	On-chip summing requested	N	N
[deg] Pointing RA	34.760351	34.749882784344	Subarray requested	NONE	NONE
[deg] Pointing Dec	57.144872	57.121421130678	Alternating exposures requested	N	N
[deg] Pointing Roll	229.499798	229.71213151434	[s] Primary exposure time	0.000000	3.2
[mm] SIM focus pos	-0.782348	-0.7809083437167272			
[mm] SIM defocus	0	0.001439871863259334			
[mm] SIM translation stage pos	-233.592463	-233.5874344608287			
[mm] SIM translation stage offset	0	-0.005018542100998502			
[s] Observation start time (MET)	218357237.184000	218356187.90887			
Observation start date	2004-12-02T06:46:13	2004-12-02T06:29:47			
[s] Observation end time (MET)	218398745.184000	218398979.0983			
Observation end date	2004-12-02T18:18:01	2004-12-02T18:22:59			
Read mode	TIMED	TIMED			

2.3 Aspect





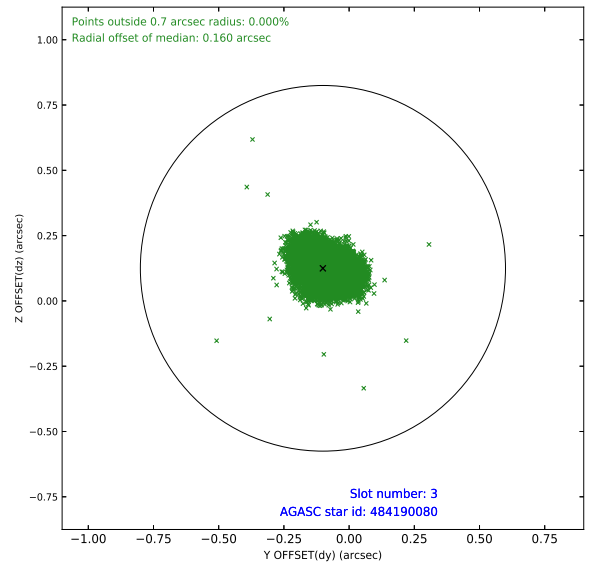
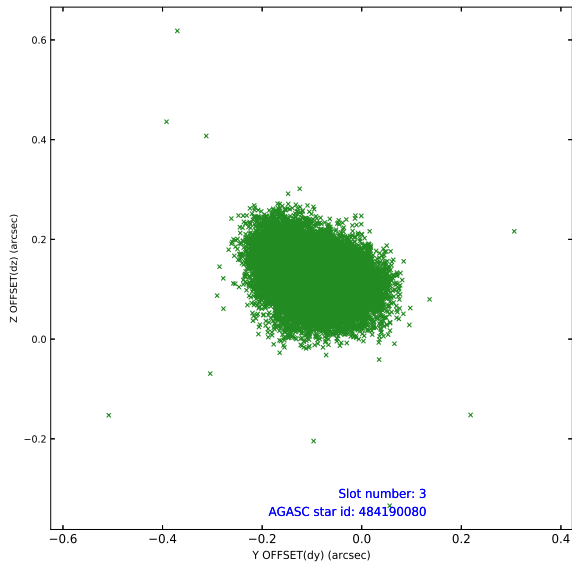
Slot Statistics

pt	status	used	id	mag	n_pts	frac_pts	med_dy	med_dz	dr1	dr2	ra	dec	mean_y	mea
0	FID		ACIS-I-2	7.15	10168	1.000	-0.097	-0.092	0.022	0.049	0.000000	0.000000	-761.75	-840
1	FID		ACIS-I-4	7.19	10168	1.000	0.200	0.082	0.016	0.025	0.000000	0.000000	2152.58	1066
2	FID		ACIS-I-5	7.23	10168	1.000	-0.206	0.079	0.022	0.037	0.000000	0.000000	-1815.69	1063
3	GUIDE	used	484190080	8.56	20330	1.000	-0.100	0.125	0.083	0.128	35.011838	56.591519	1190.33	1672
4	GUIDE	used	484195752	8.91	20327	1.000	0.069	-0.020	0.081	0.130	35.849737	56.854236	-609.88	2298
5	GUIDE	used	484063968	7.10	20335	1.000	0.061	-0.138	0.076	0.118	33.233590	57.204492	1745.39	-2422
6	GUIDE	used	484204112	7.91	20335	1.000	-0.010	-0.002	0.046	0.073	34.518005	56.479546	2133.87	1188
7	GUIDE	used	484181304	9.10	20331	1.000	-0.017	0.032	0.078	0.126	35.161466	57.807187	-2313.92	-965

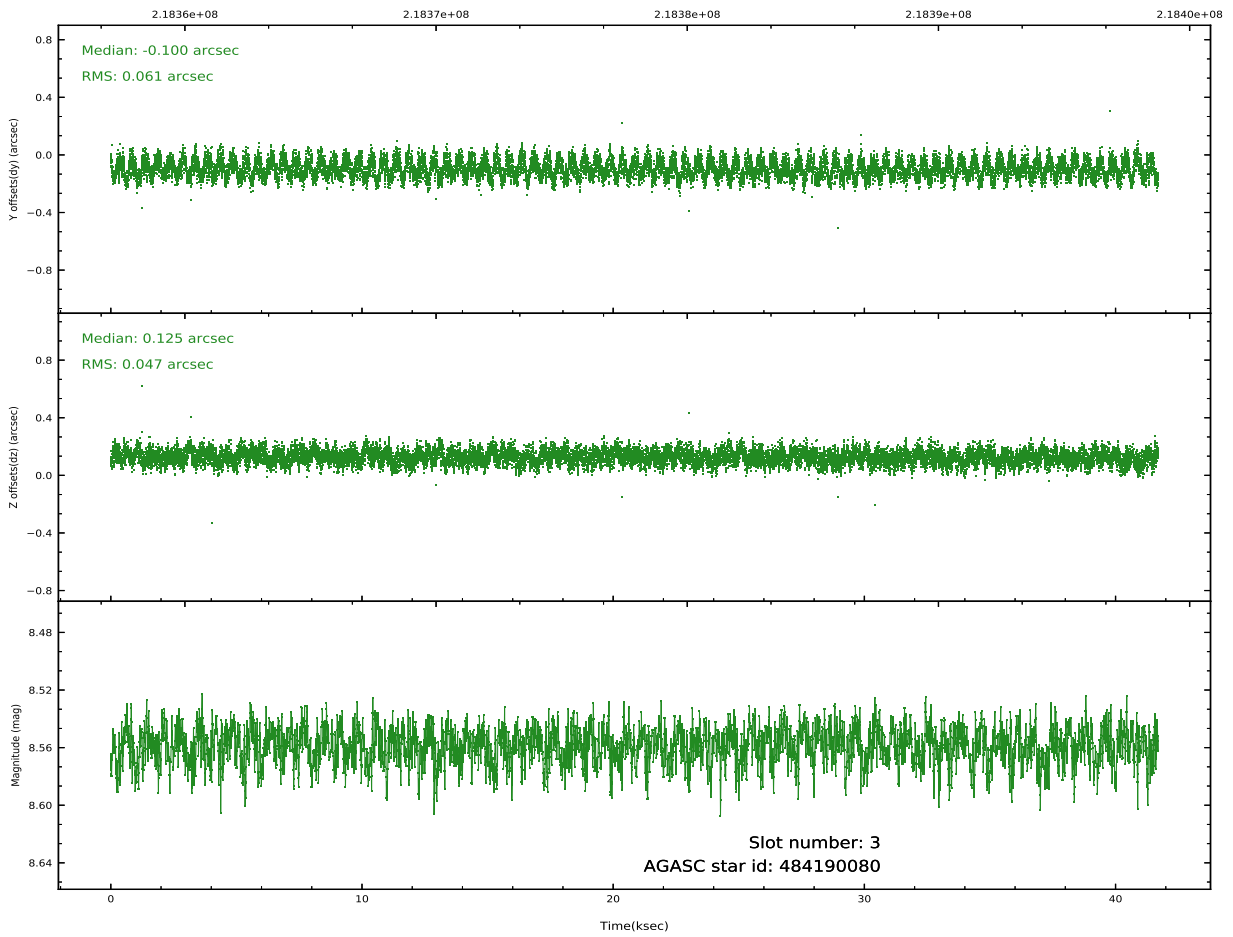
∞

2.4 Star Slots

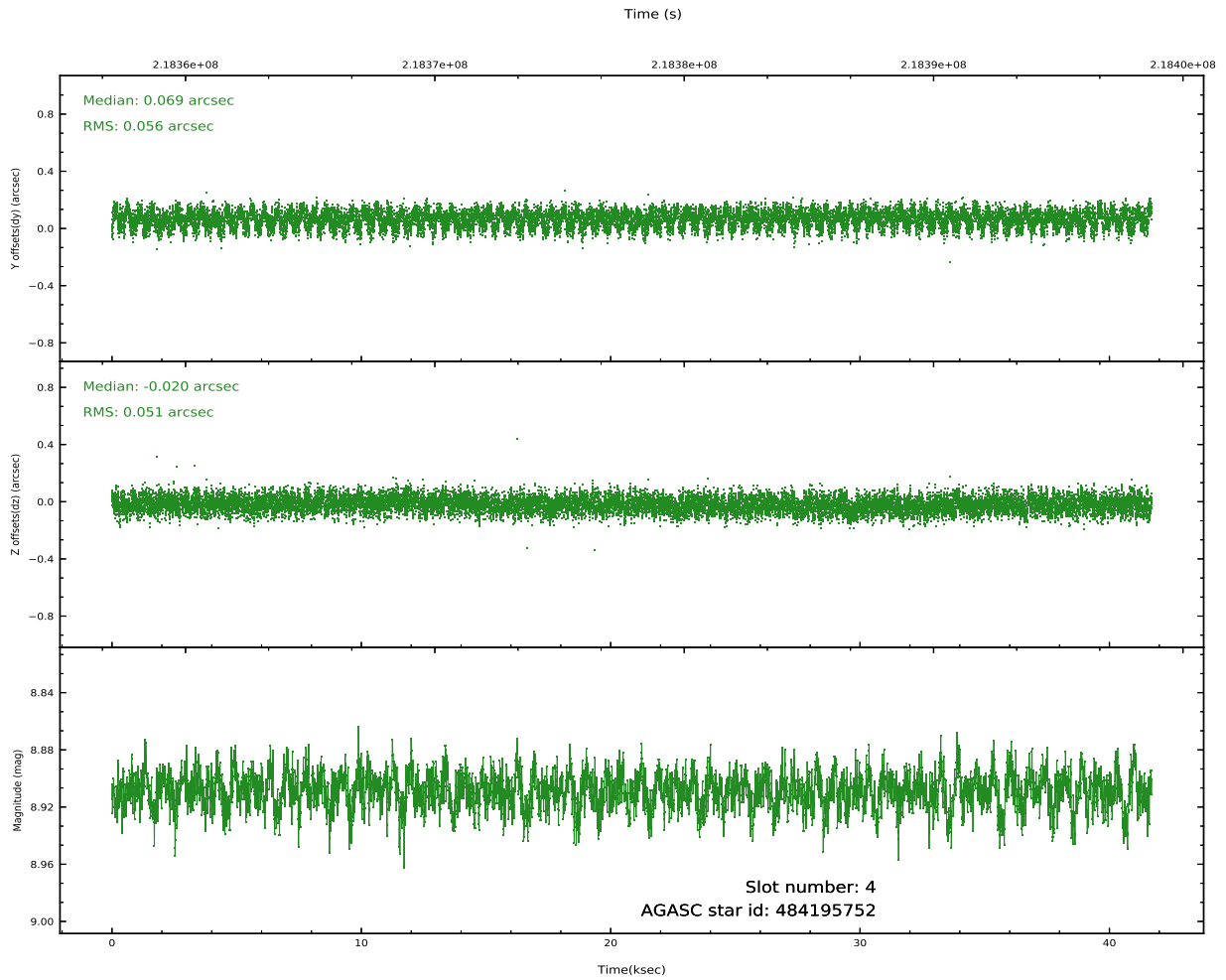
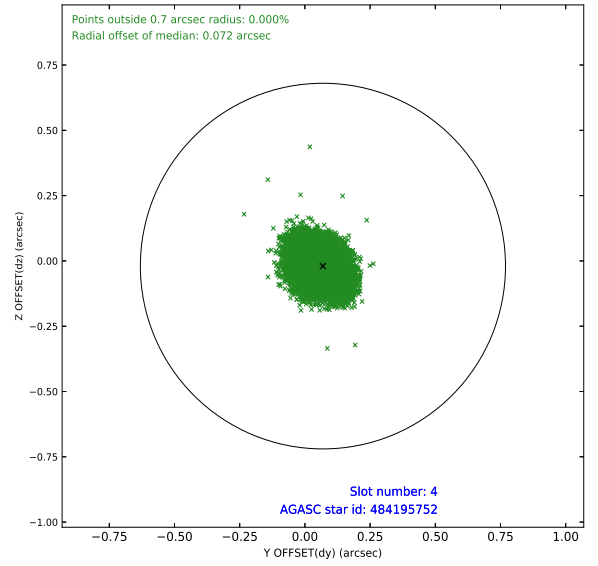
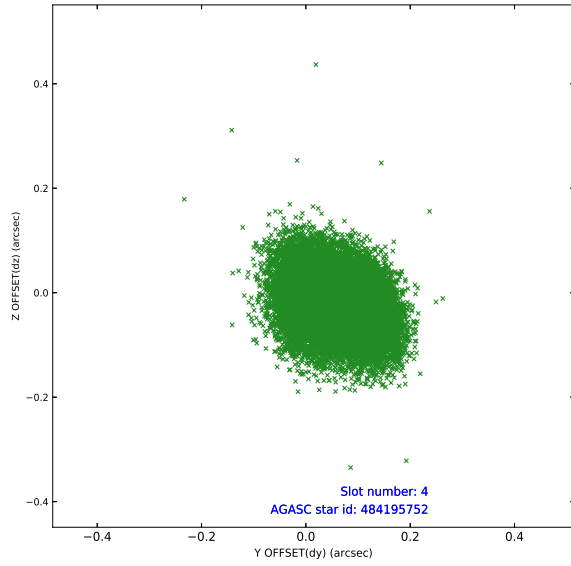
2.4.1 Slot 3



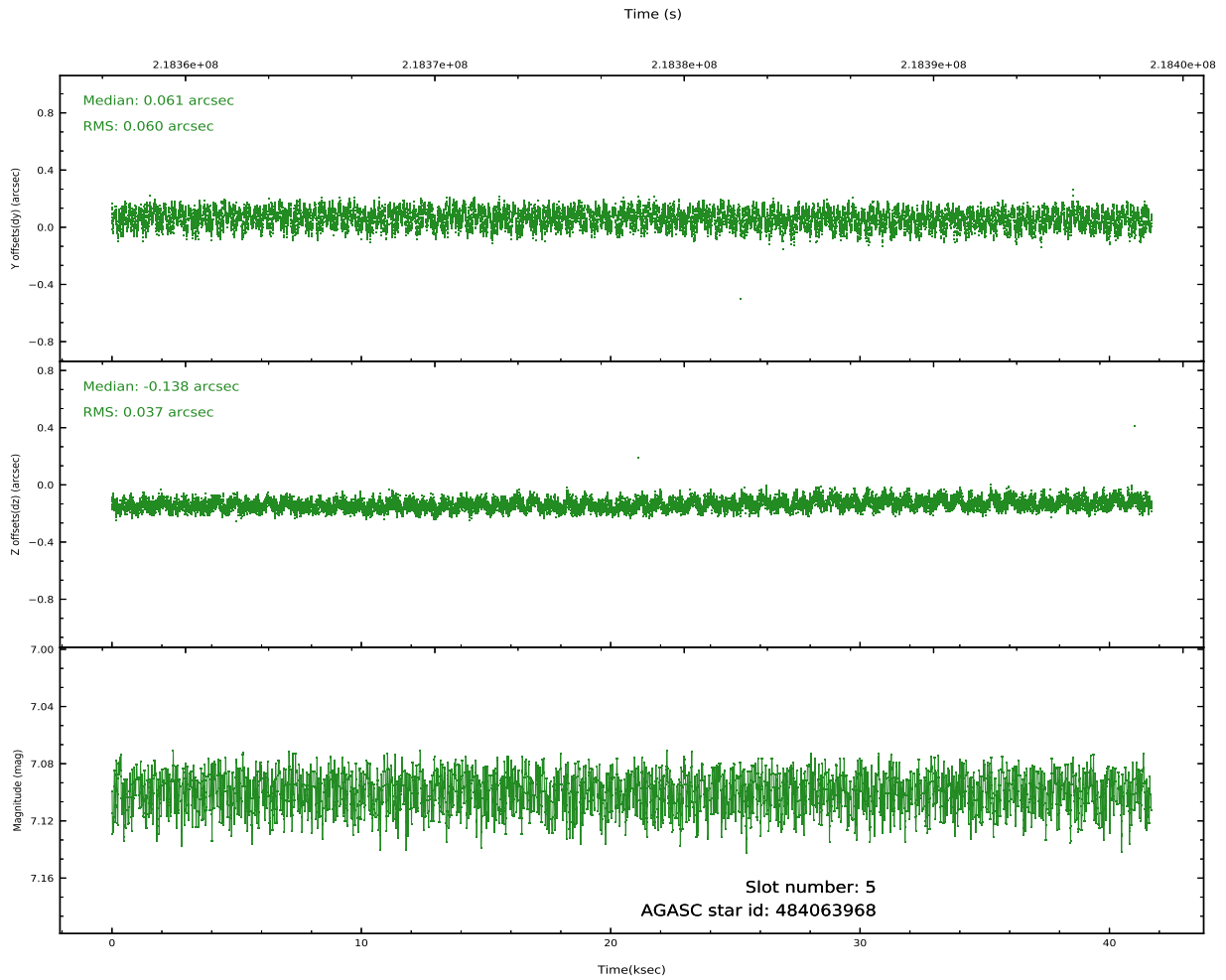
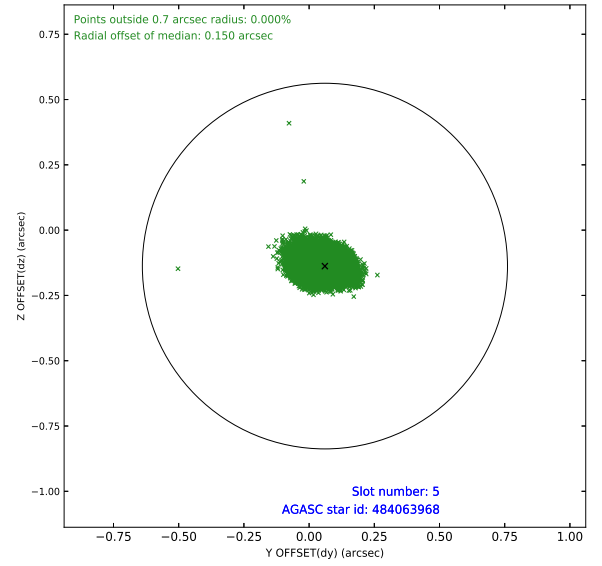
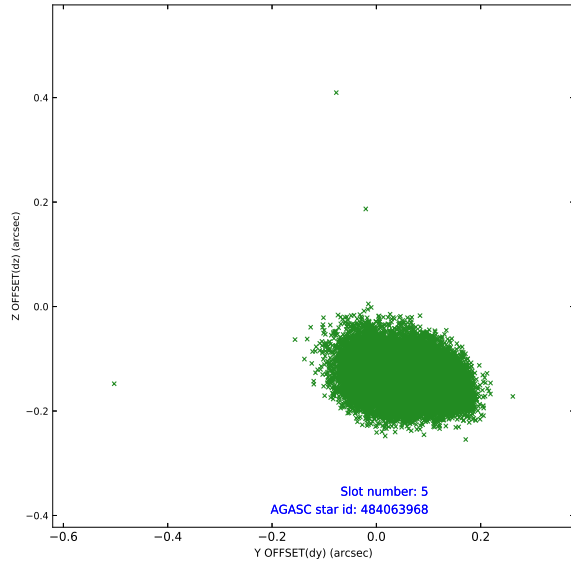
Time (s)



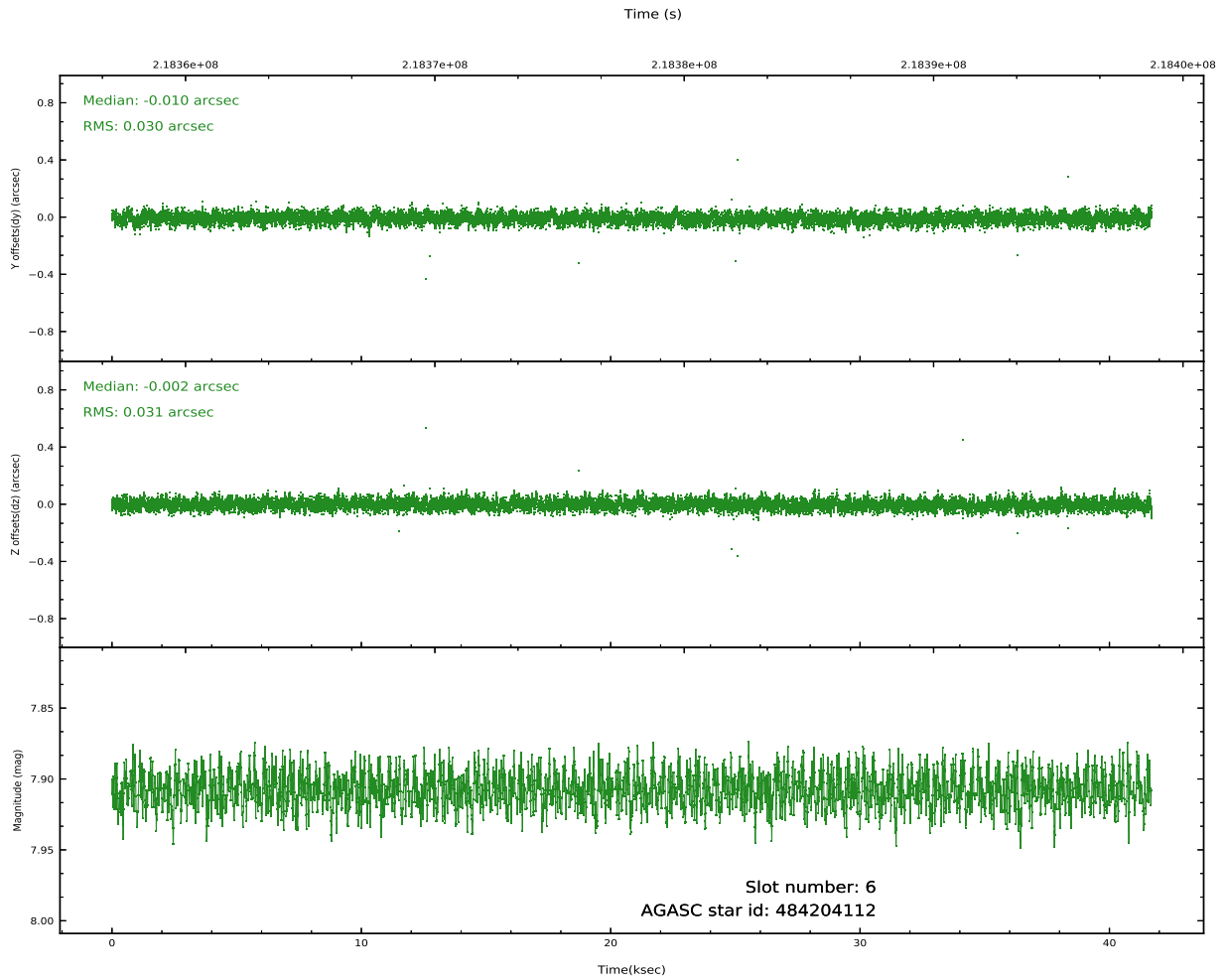
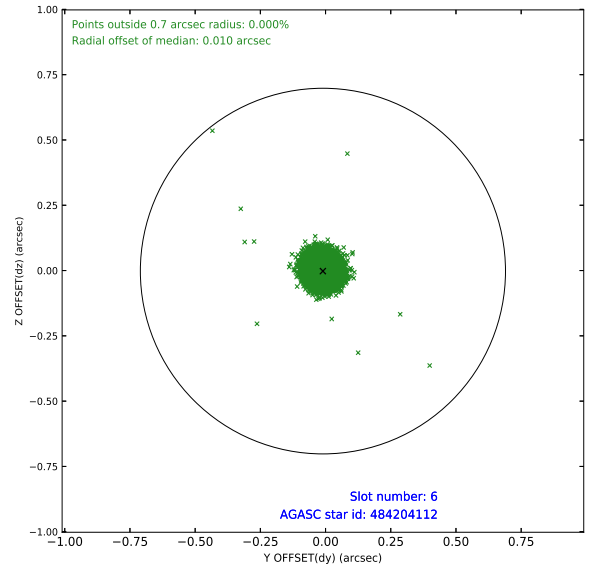
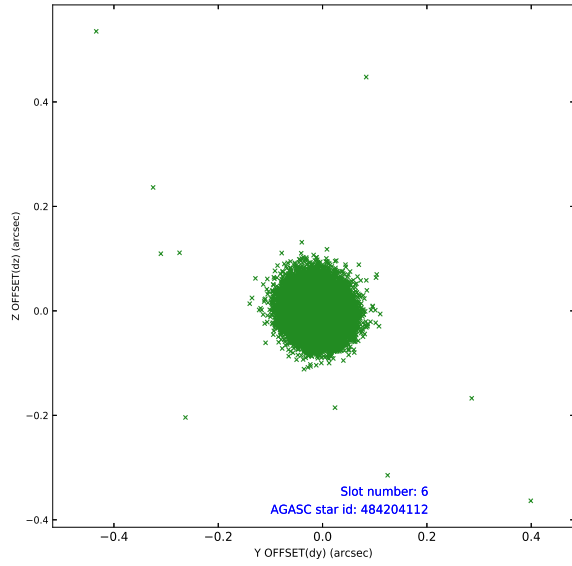
2.4.2 Slot 4



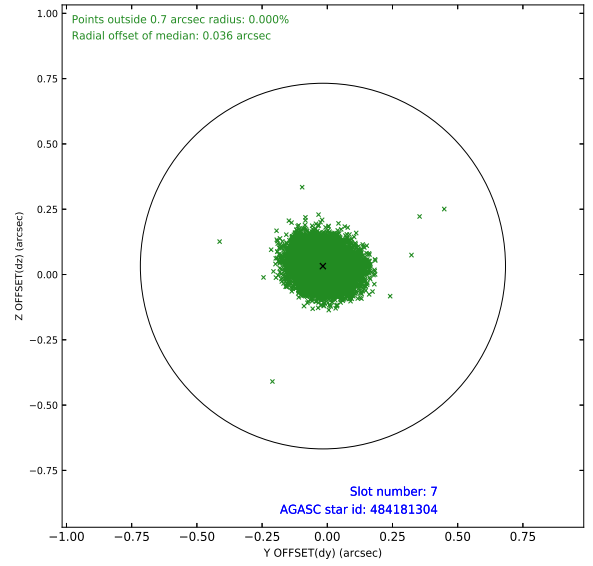
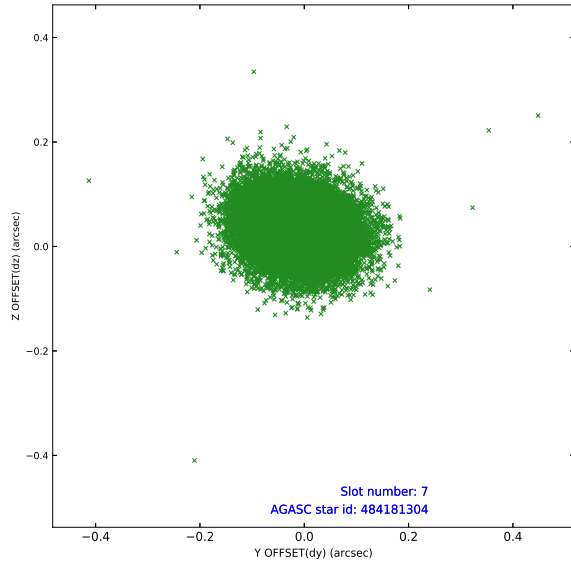
2.4.3 Slot 5



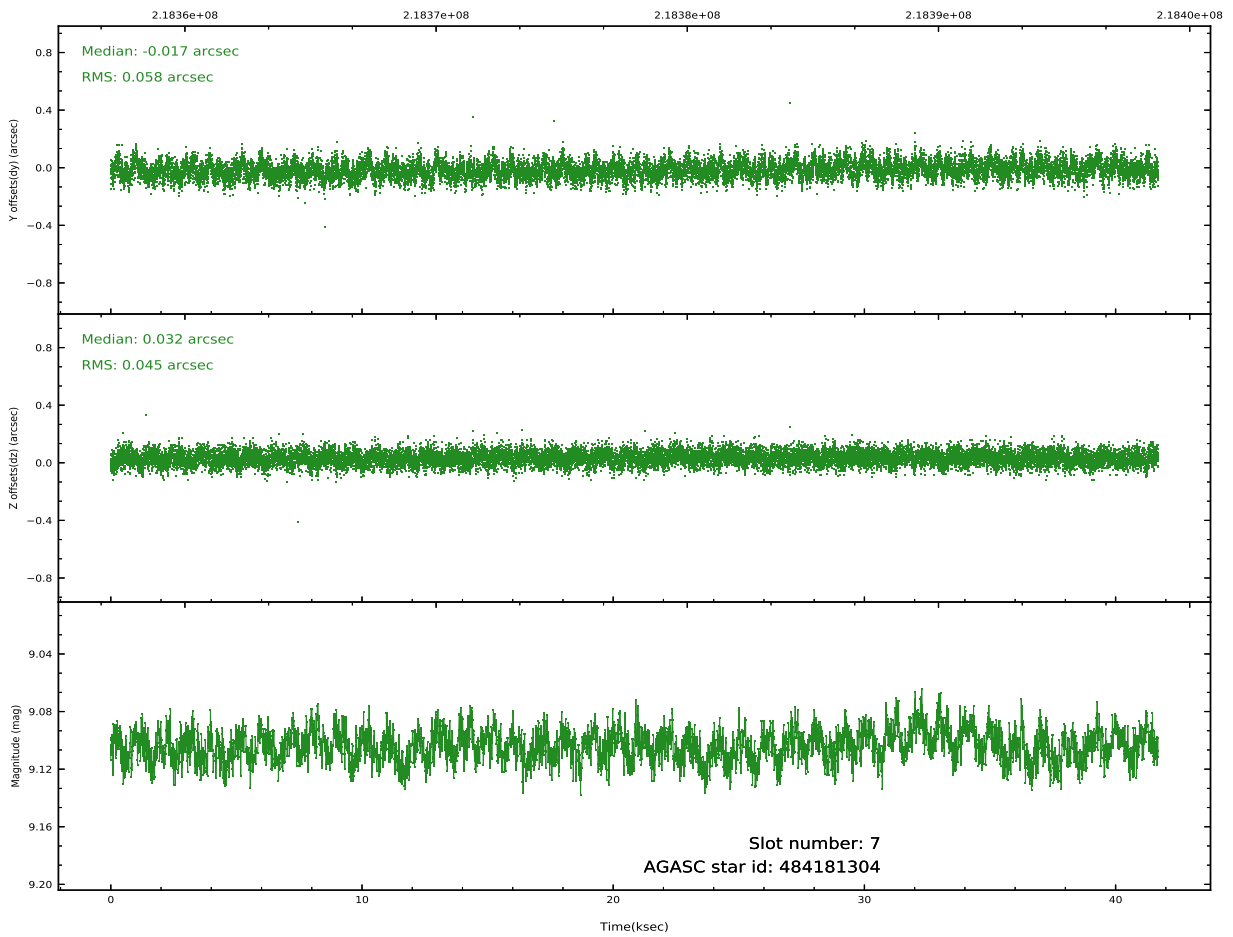
2.4.4 Slot 6



2.4.5 Slot 7

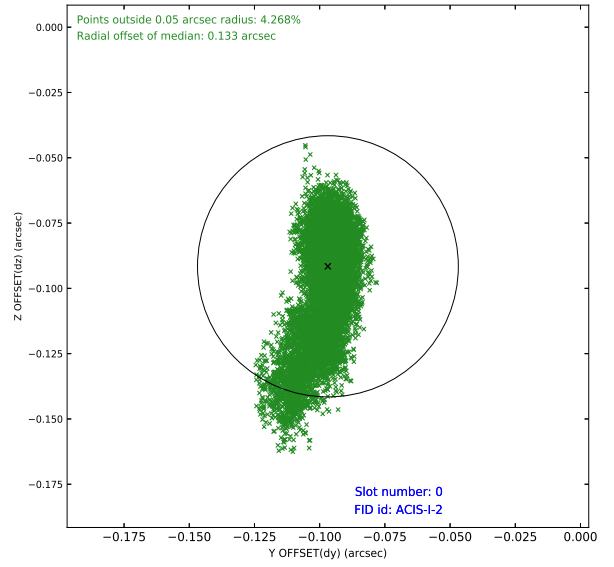
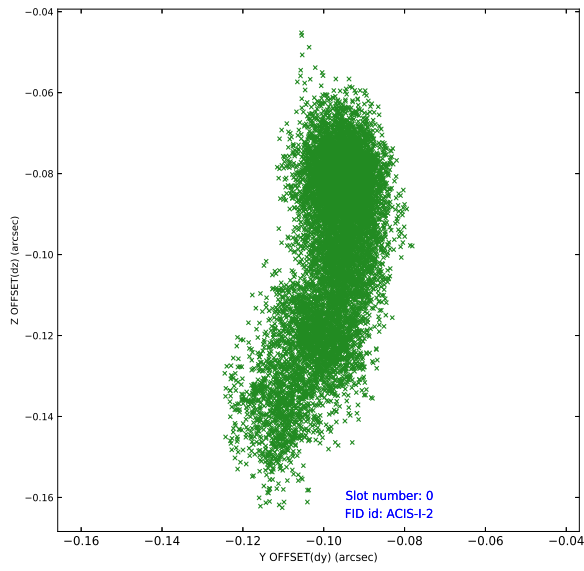


Time (s)

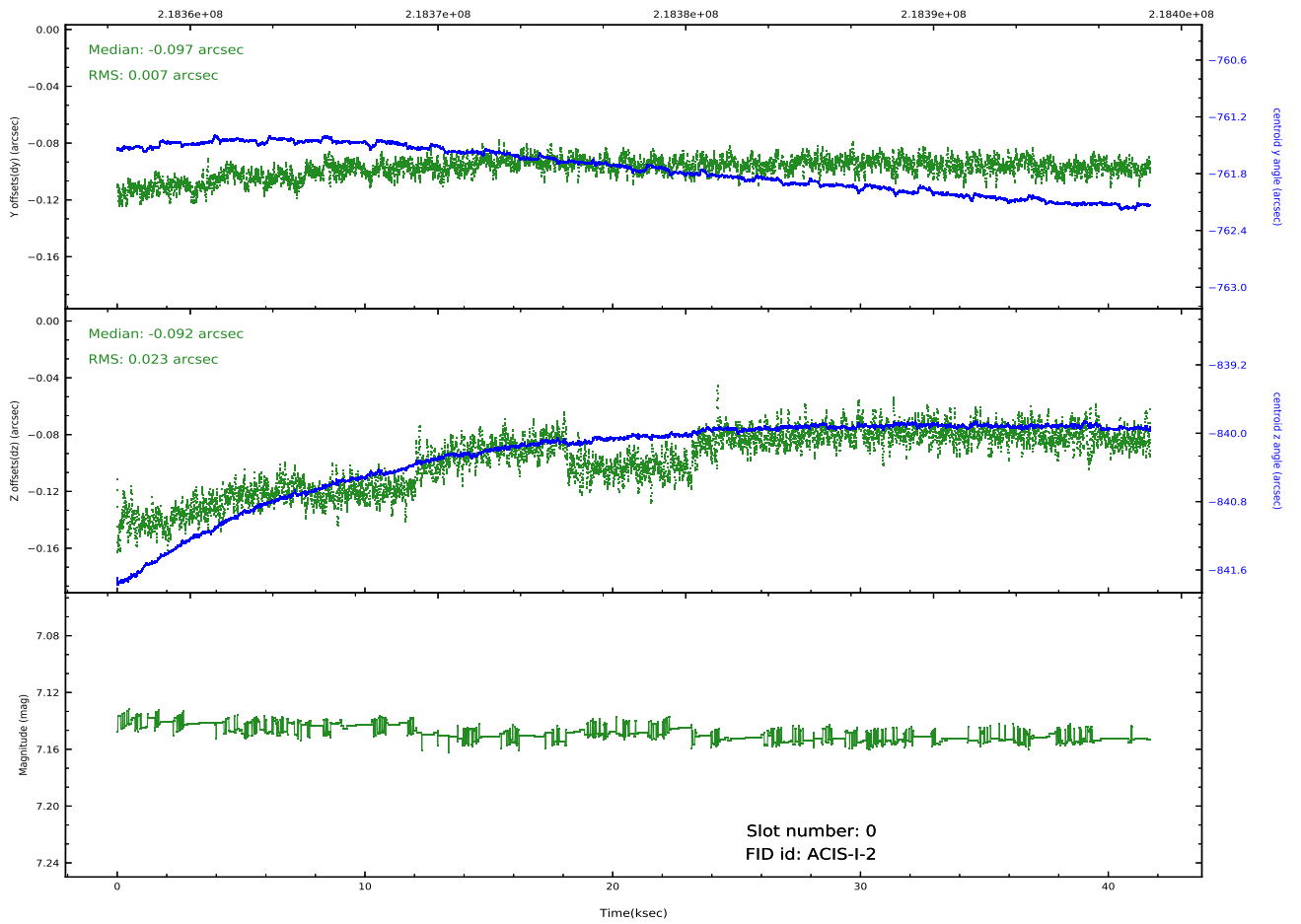


2.5 FID Slots

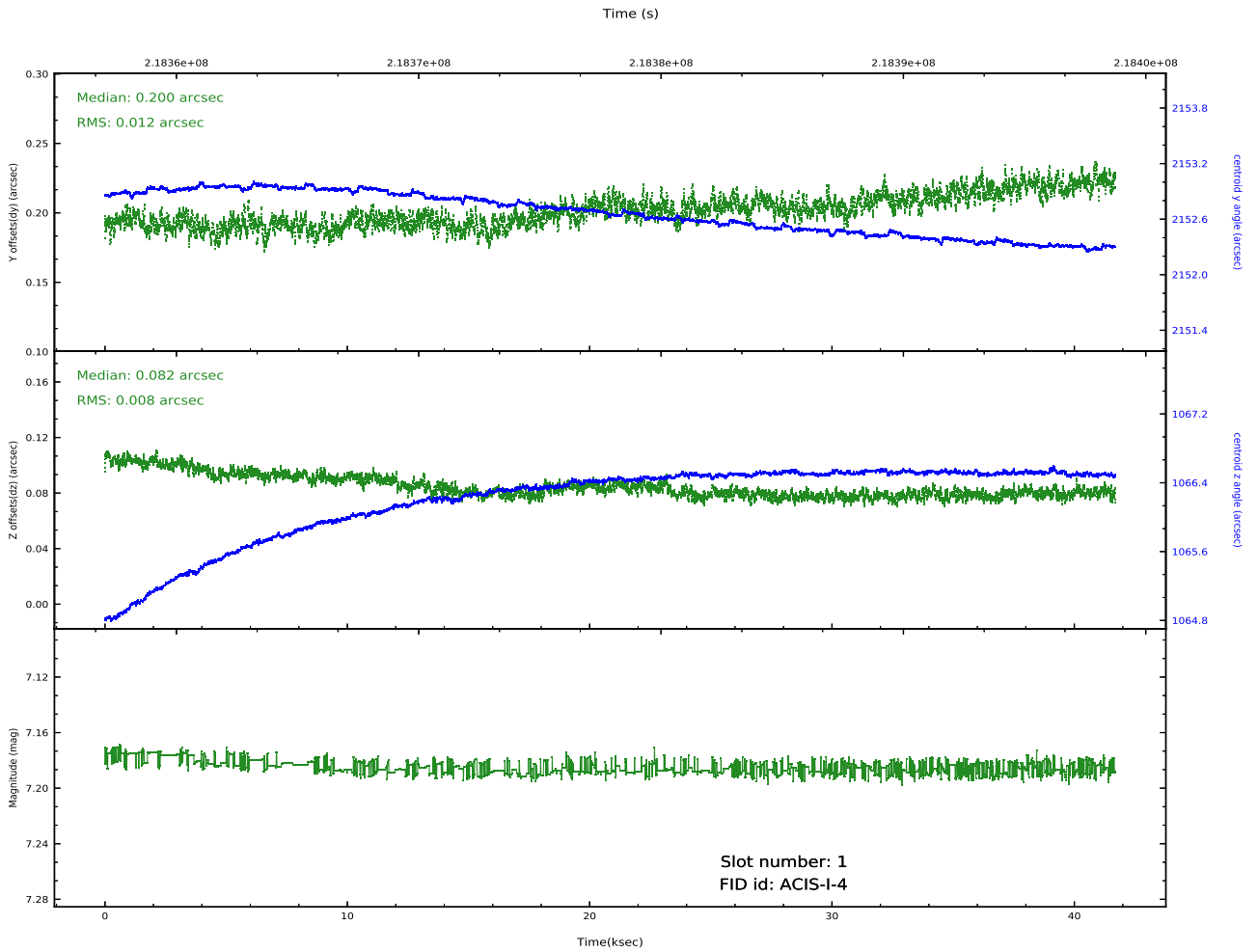
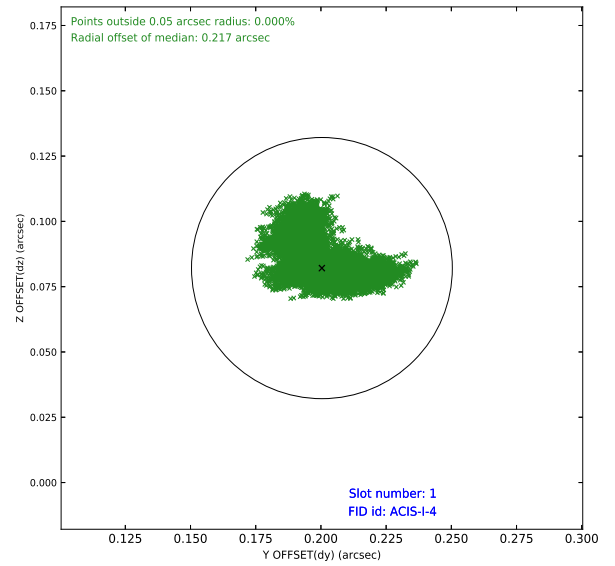
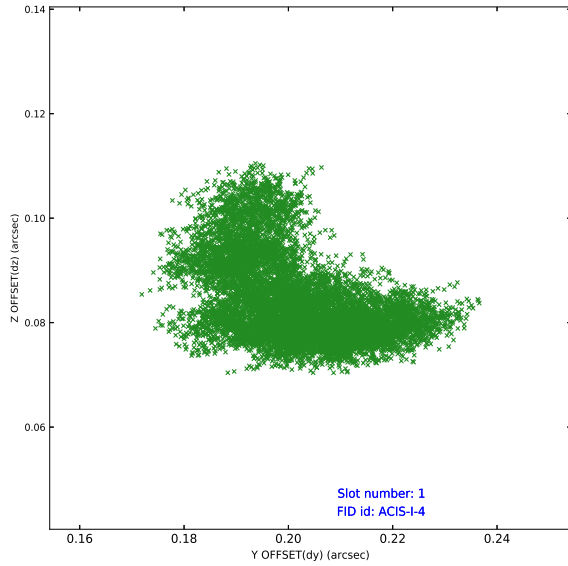
2.5.1 Slot 0



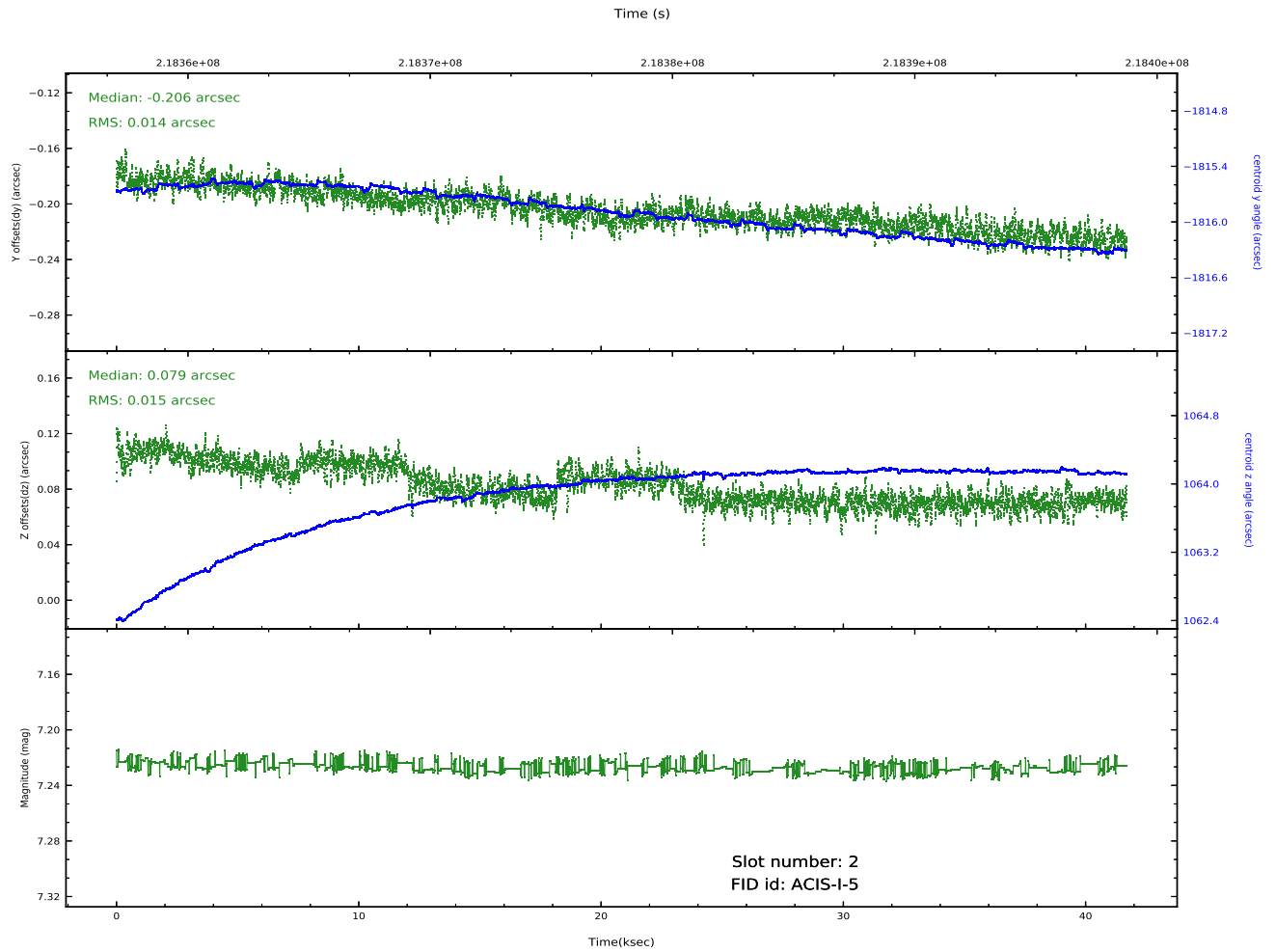
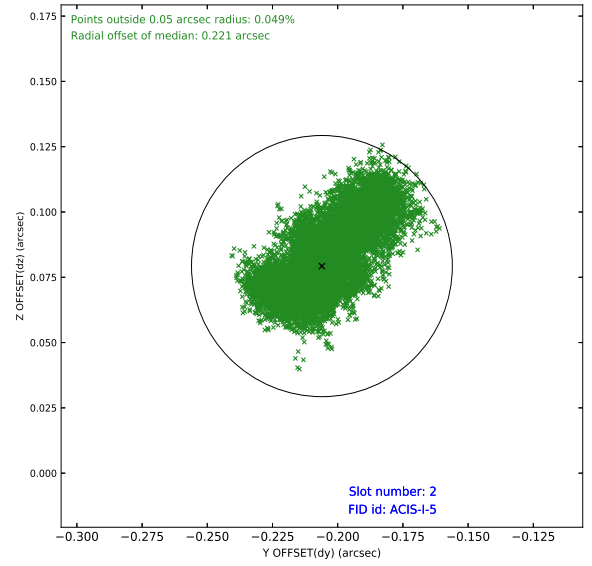
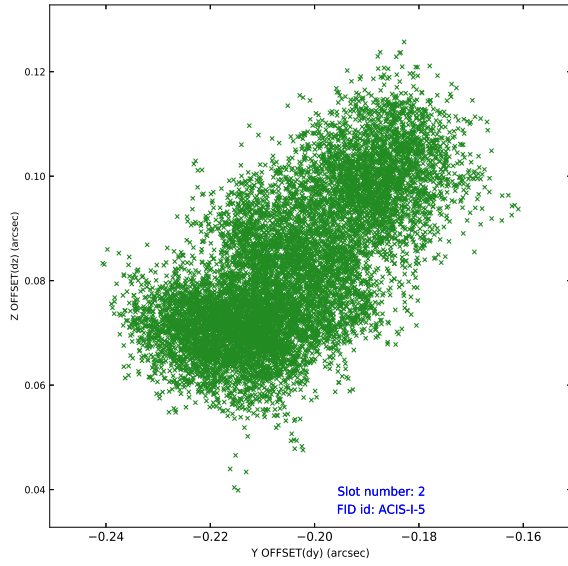
Time (s)



2.5.2 Slot 1



2.5.3 Slot 2



A Summary

A.1 Status

V&V Scientist	Beth Sundheim
V&V Date (YYYY-MM-DD)	2020.10.06
V&V Edition	1
V&V Disposition and Status	OK
V&V Charge Time	41.63187

A.2 Comments