

V&V Reference Report

L2 ASCDS Version : 8.5.1.1

Observation 5707 - L2 Version 3
Chandra X-Ray Center


L2 Processing Date : Dec 20 2012

Contents

1	Front	2
2	OBI	3
2.1	OBI	3
2.1.1	Images	3
2.1.2	Bias	3
2.1.3	Parameters	4
2.1.4	Events	4
2.2	Compared Parameters	5
2.3	Aspect	6
2.4	Star Slots	9
2.4.1	Slot 3	9
2.4.2	Slot 4	10
2.4.3	Slot 5	11
2.4.4	Slot 6	12
2.4.5	Slot 7	13
2.5	FID Slots	14
2.5.1	Slot 0	14
2.5.2	Slot 1	15
2.5.3	Slot 2	16
A	Summary	17
A.1	Status	17
A.2	Comments	17

1 Front

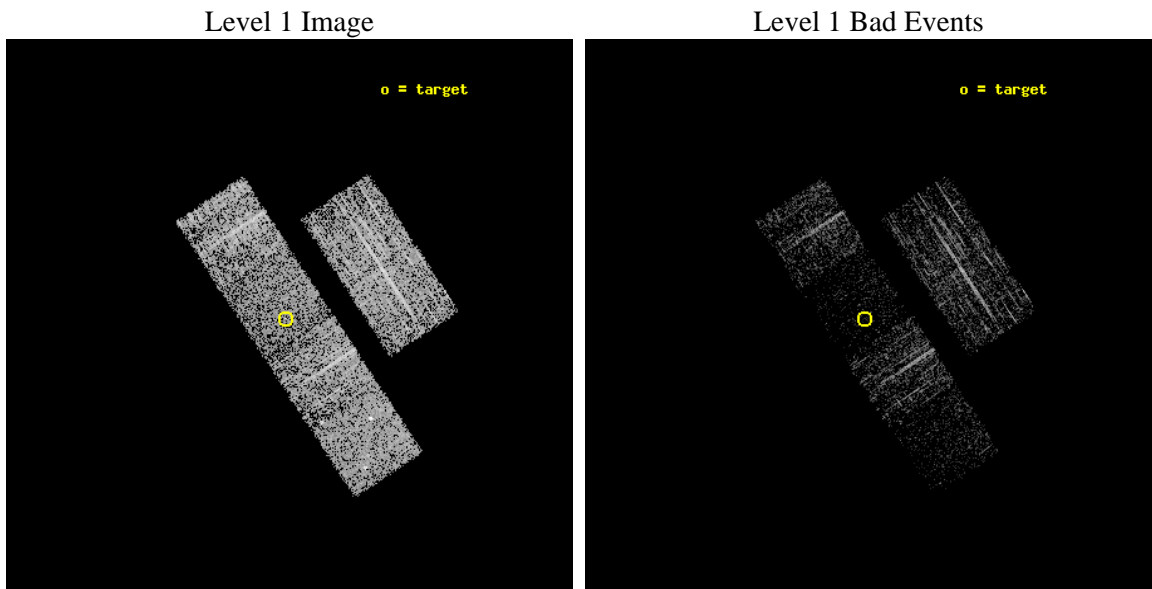
seq_num	701129	Sequence number
obs_id	5707	Observation id
title	A Uniform Chandra Survey of the Brightest and Most Extreme SDSS BALQSOs	Proposal title
observer	Dr. Scott Anderson	Principal investigator
object	SDSS J085417.61+532735.3	Source name
dtcycle	0	
cycle	P	events from which exps? Prim/Second/Both
ra_targ	133.573333	Observer's specified target RA [deg]
dec_targ	53.459806	Observer's specified target Dec [deg]
ra_nom	133.56202430693	Nominal RA [deg]
dec_nom	53.452855586878	Nominal Dec [deg]
roll_nom	236.61523852523	Nominal Roll [deg]
revision	3	Processing version of data
ontime	1974.3999926448	Sum of GTIs [s]
livetime	1949.398951097	Livetime [s]
ontime2	1967.9180022776	Sum of GTIs [s]
ontime3	1974.3999926448	Sum of GTIs [s]
ontime5	1974.3999926448	Sum of GTIs [s]
ontime6	1971.159022361	Sum of GTIs [s]
ontime7	1974.3999926448	Sum of GTIs [s]
ontime8	1974.3999926448	Sum of GTIs [s]
l2events	11662	Number of level 2 events




2 OBI

2.1 OBI

2.1.1 Images



2.1.2 Bias



2.1.3 Parameters

obi_num	0	Obi number	sched_exp_time	1926.816000	[s] Scheduled observation exposure time
ascdsver	8.5.1.1	Processing system revision	ontime	1974.3999926448	Sum of GTIs [s]
caldbver	4.5.5	 	ontime2	1967.9180022776	Sum of GTIs [s]
date	2012-12-20T23:29:07	Date and time of file creation	ontime3	1974.3999926448	Sum of GTIs [s]
revision	3	Processing version of data	ontime5	1974.3999926448	Sum of GTIs [s]
			ontime6	1971.159022361	Sum of GTIs [s]
			ontime7	1974.3999926448	Sum of GTIs [s]
			ontime8	1974.3999926448	Sum of GTIs [s]
			l1events	57414	Number of level 1 events

2.1.4 Events

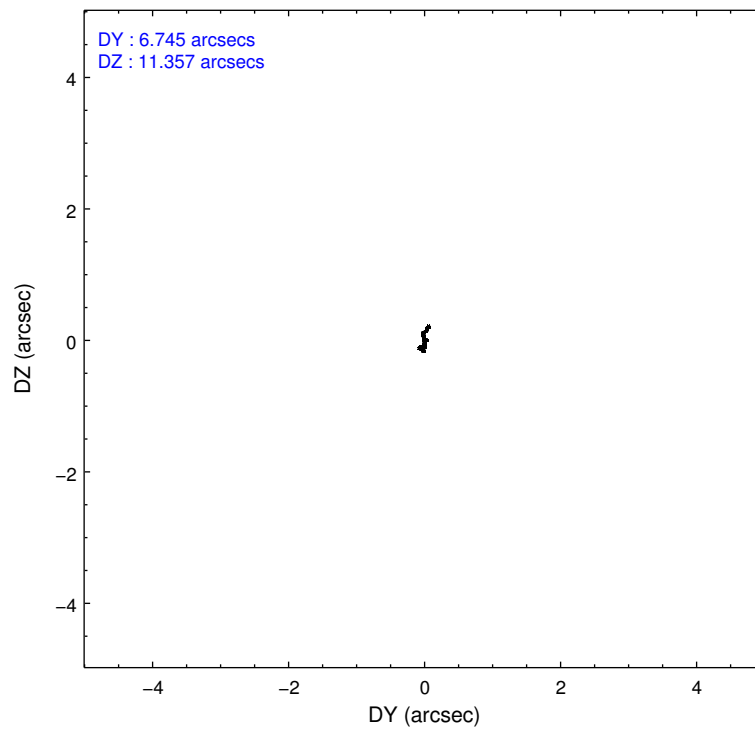
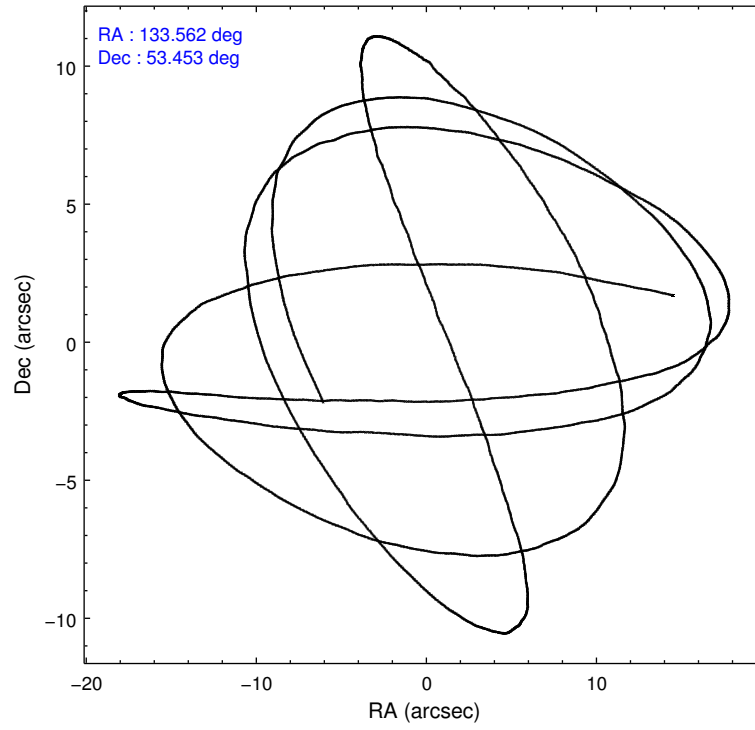
	ccd 2	ccd 3	ccd 5	ccd 6	ccd 7	ccd 8
level 1 events	10829	10454	9272	9755	6018	11086
rejected events	9854	9551	3469	8755	2541	8141
rejected %	90%	91%	37%	89%	42%	73%

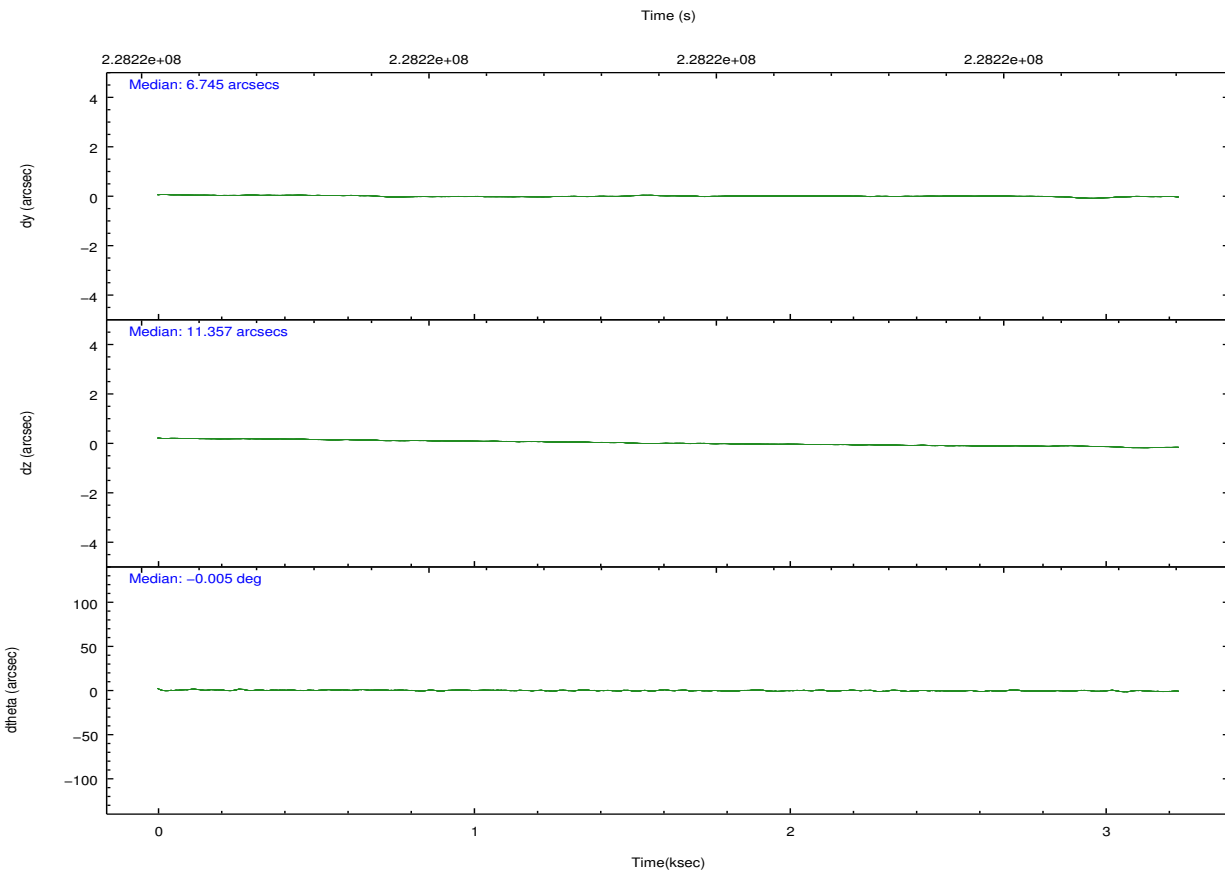
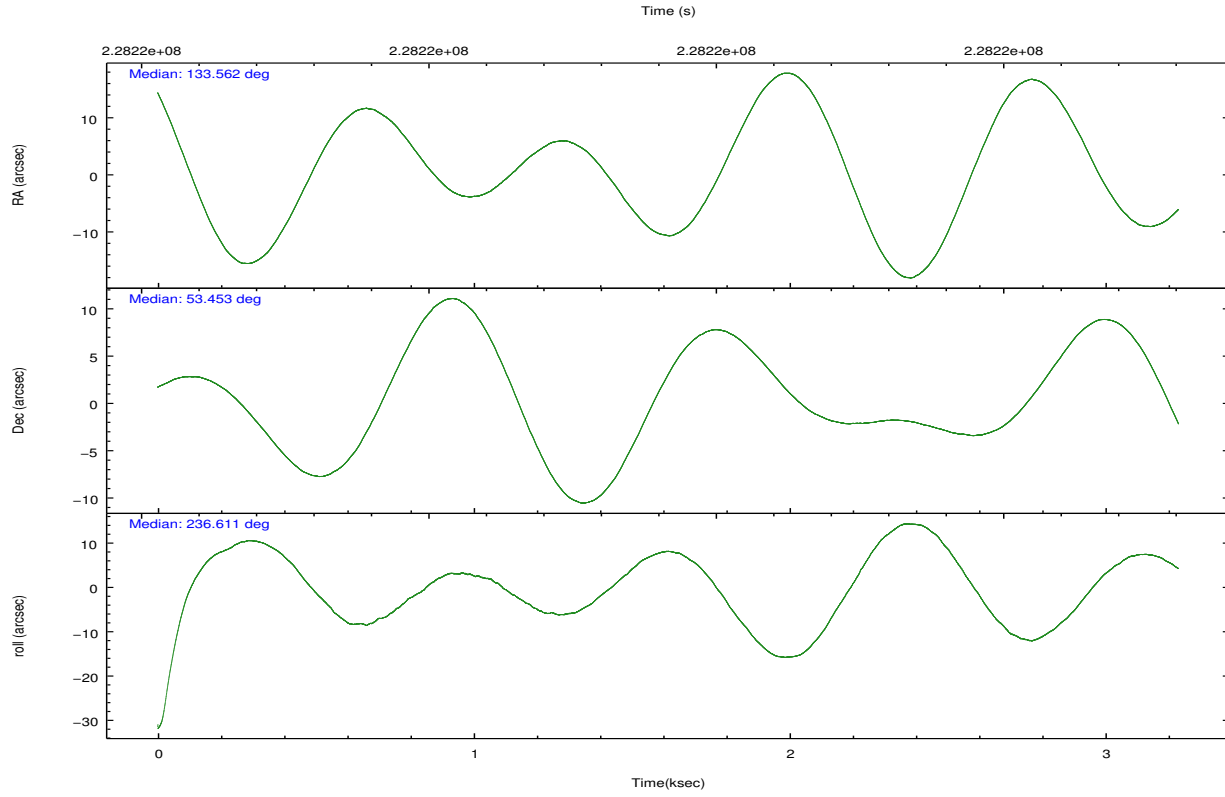
	ccd 2	ccd 3	ccd 5	ccd 6	ccd 7	ccd 8
grade 0 events	409	392	1004	427	416	796
	3%	3%	10%	4%	6%	7%
grade 1 events	9	6	45	4	9	10
	0%	0%	0%	0%	0%	0%
grade 2 events	209	180	1742	215	854	726
	1%	1%	18%	2%	14%	6%
grade 3 events	109	114	315	100	367	299
	1%	1%	3%	1%	6%	2%
grade 4 events	97	88	293	104	358	278
	0%	0%	3%	1%	5%	2%
grade 5 events	164	196	712	201	622	327
	1%	1%	7%	2%	10%	2%
grade 6 events	155	132	2460	156	1490	848
	1%	1%	26%	1%	24%	7%
grade 7 events	9677	9346	2701	8548	1902	7802
	89%	89%	29%	87%	31%	70%

2.2 Compared Parameters

Parameter	Planned	Actual	Parameter	Planned	Actual
Instrument	ACIS	ACIS	Obspar format version number	7	7
Detector	ACIS-235678	ACIS-235678	Obspar file type	PREDICTED	ACTUAL
Grating	NONE	NONE	Obspar update status	NONE	UPDATED
Data mode	VFAINT	VFAINT	Number of optional ACIS chips dropped	0	0
Observation mode	POINTING	POINTING	On-chip summing requested	N	N
[deg] Pointing RA	133.564237	133.5620243069268	Subarray requested	NONE	NONE
[deg] Pointing Dec	53.479982	53.4528555868781	Alternating exposures requested	N	N
[deg] Pointing Roll	236.456828	236.6152385252261	[s] Primary exposure time	0.000000	3.2
[mm] SIM focus pos	-0.684267	-0.6828225247311905			
[mm] SIM defocus	0	0.001444936568705701			
[mm] SIM translation stage pos	-190.132523	-190.1425803651734			
[mm] SIM translation stage offset	0	0.01005778216563158			
[s] Observation start time (MET)	228222519.184000	228220950.817			
Observation start date	2005-03-26T11:07:35	2005-03-26T10:42:30			
[s] Observation end time (MET)	228224446.184000	228224669.00467			
Observation end date	2005-03-26T11:39:42	2005-03-26T11:44:29			
Read mode	TIMED	TIMED			

2.3 Aspect



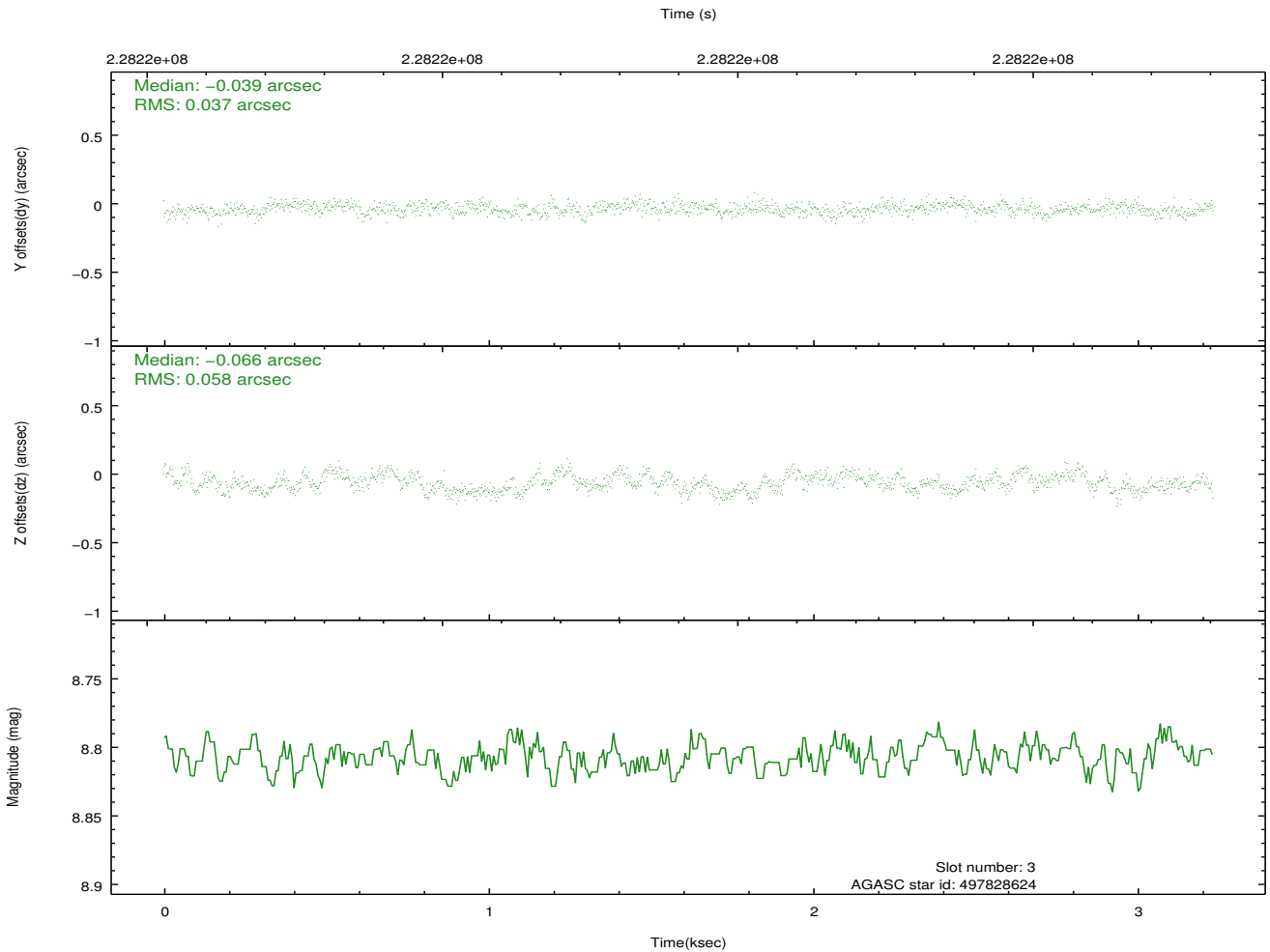
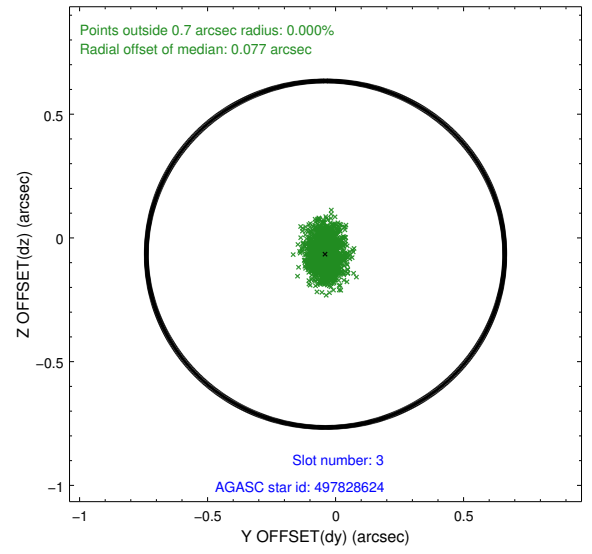
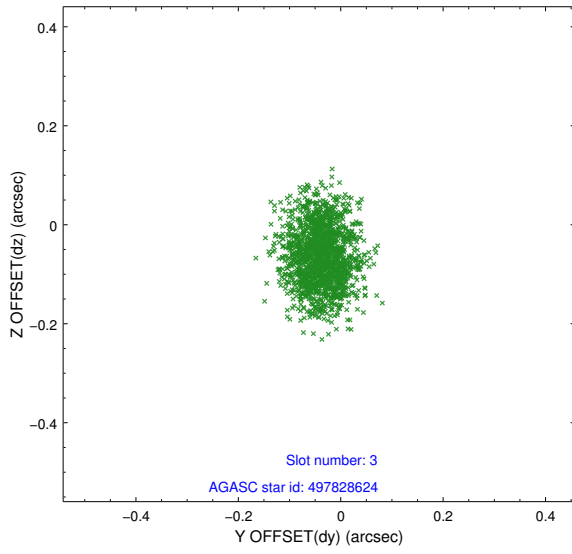


Slot Statistics

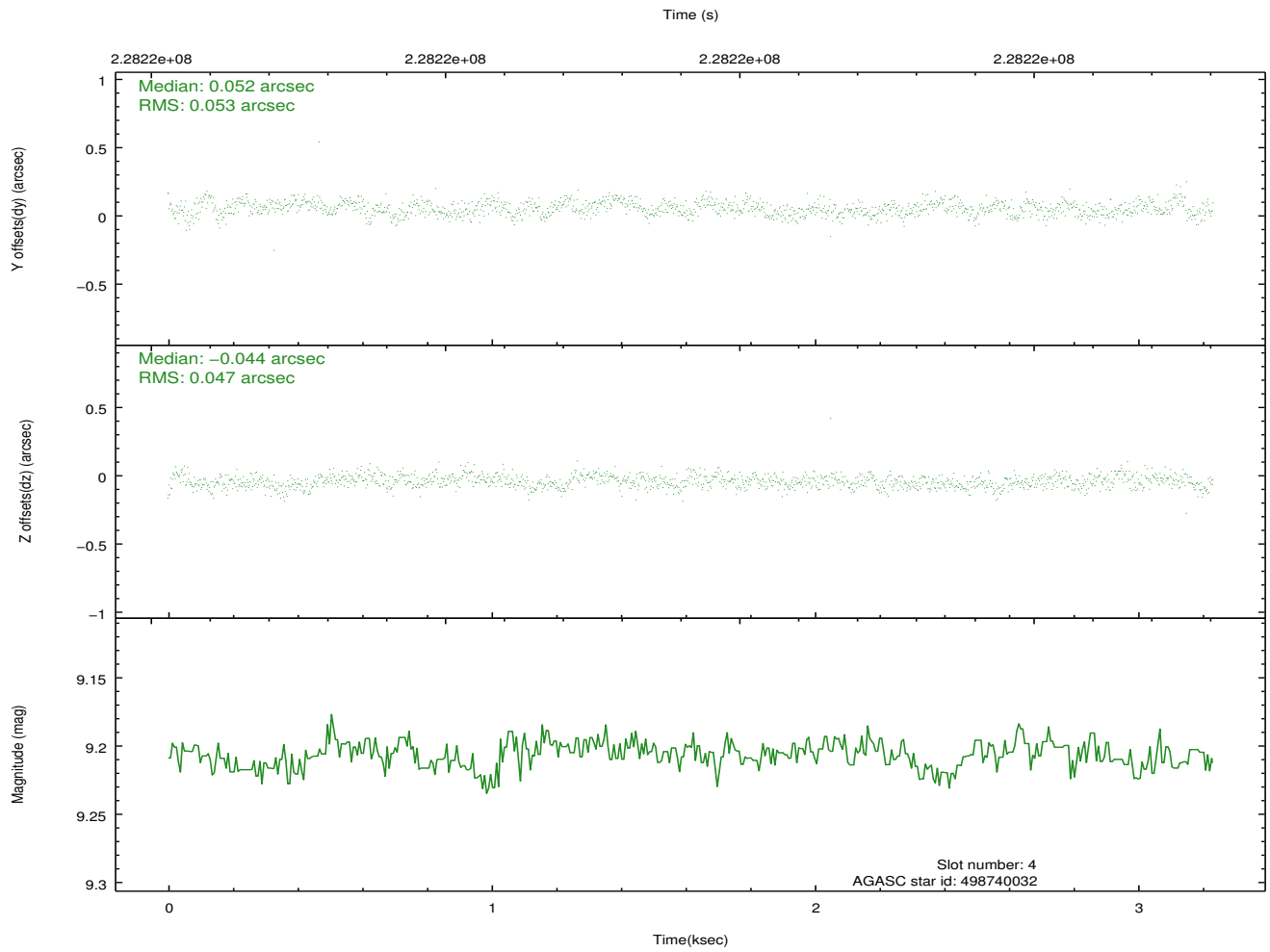
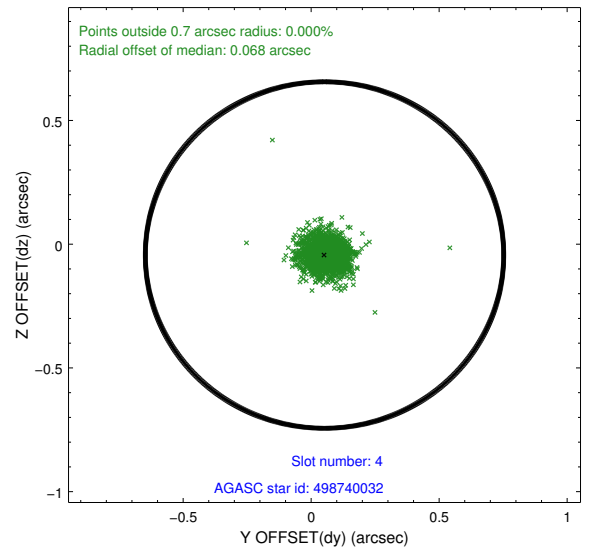
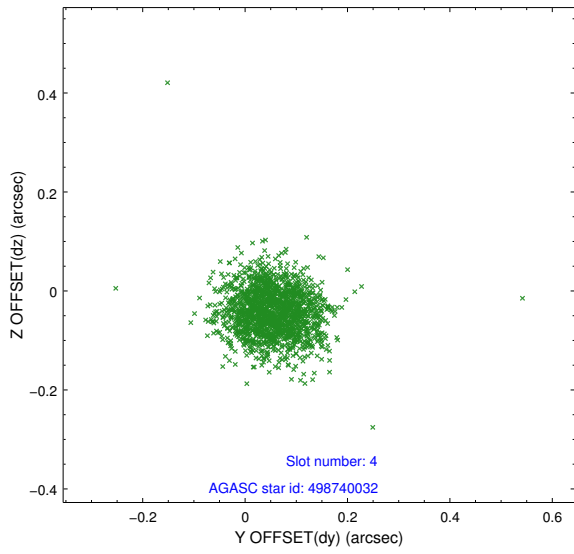
slot	status	id	mag	n_pts	med_dy	med_dz	dr1	dr2	ra	dec	mean_y	mean_z
0	FID	ACIS-S-2	7.11	788	-0.047	-0.017	0.007	0.011	0.000000	0.000000	-759.52	-1732.63
1	FID	ACIS-S-4	7.21	788	0.074	0.027	0.006	0.010	0.000000	0.000000	2152.97	173.89
2	FID	ACIS-S-5	7.23	789	-0.058	-0.002	0.007	0.011	0.000000	0.000000	-1809.86	169.73
3	GUIDE	497828624	8.81	1578	-0.039	-0.066	0.074	0.119	133.330428	53.735809	-492.71	-923.93
4	GUIDE	498740032	9.21	1576	0.052	-0.044	0.072	0.116	133.451823	52.890932	1902.23	968.16
5	GUIDE	498741712	7.75	1578	0.066	0.040	0.051	0.084	133.739337	52.794638	1846.94	1682.09
6	GUIDE	498742248	7.64	1578	-0.070	0.027	0.060	0.097	133.734200	52.956447	1368.08	1350.05
7	GUIDE	498743456	8.81	1577	-0.013	0.044	0.080	0.122	134.055377	53.058707	674.80	1723.10

2.4 Star Slots

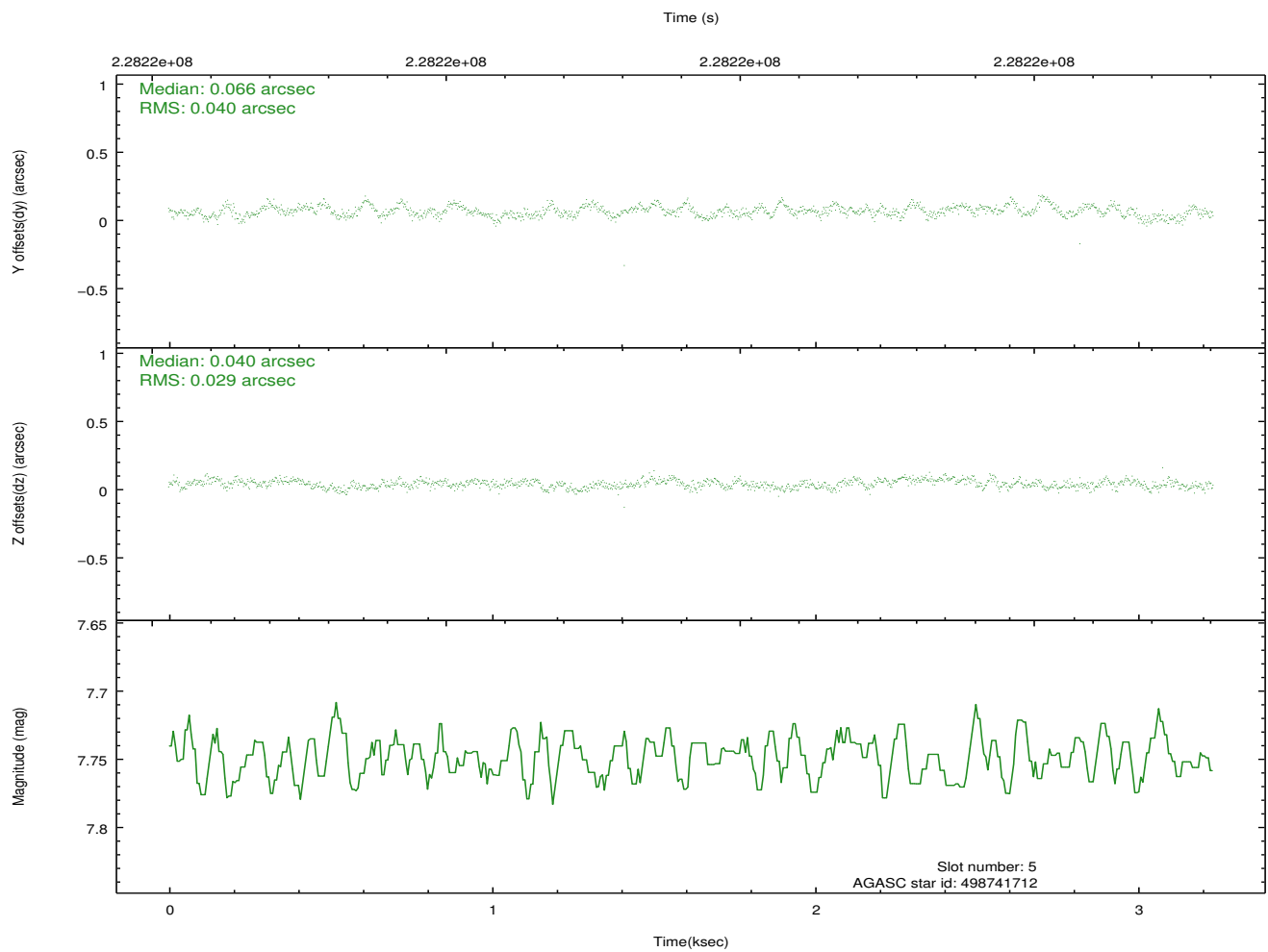
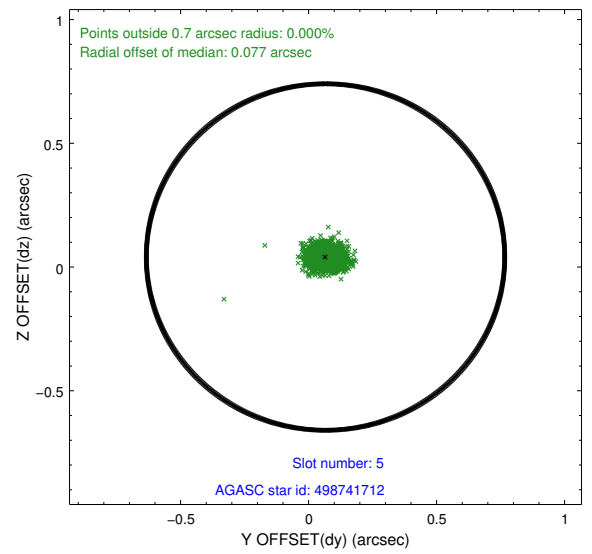
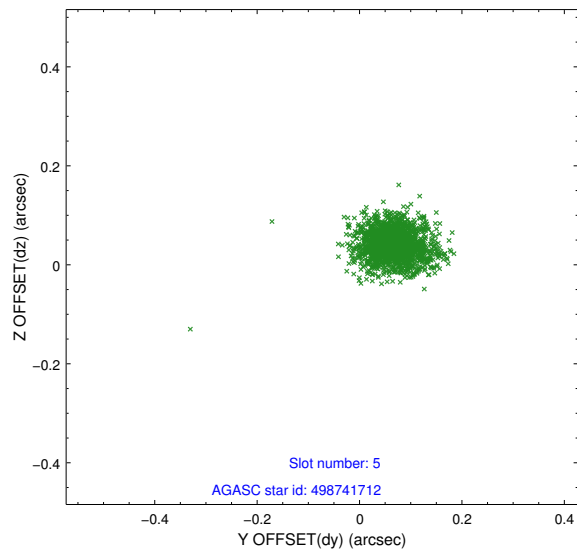
2.4.1 Slot 3



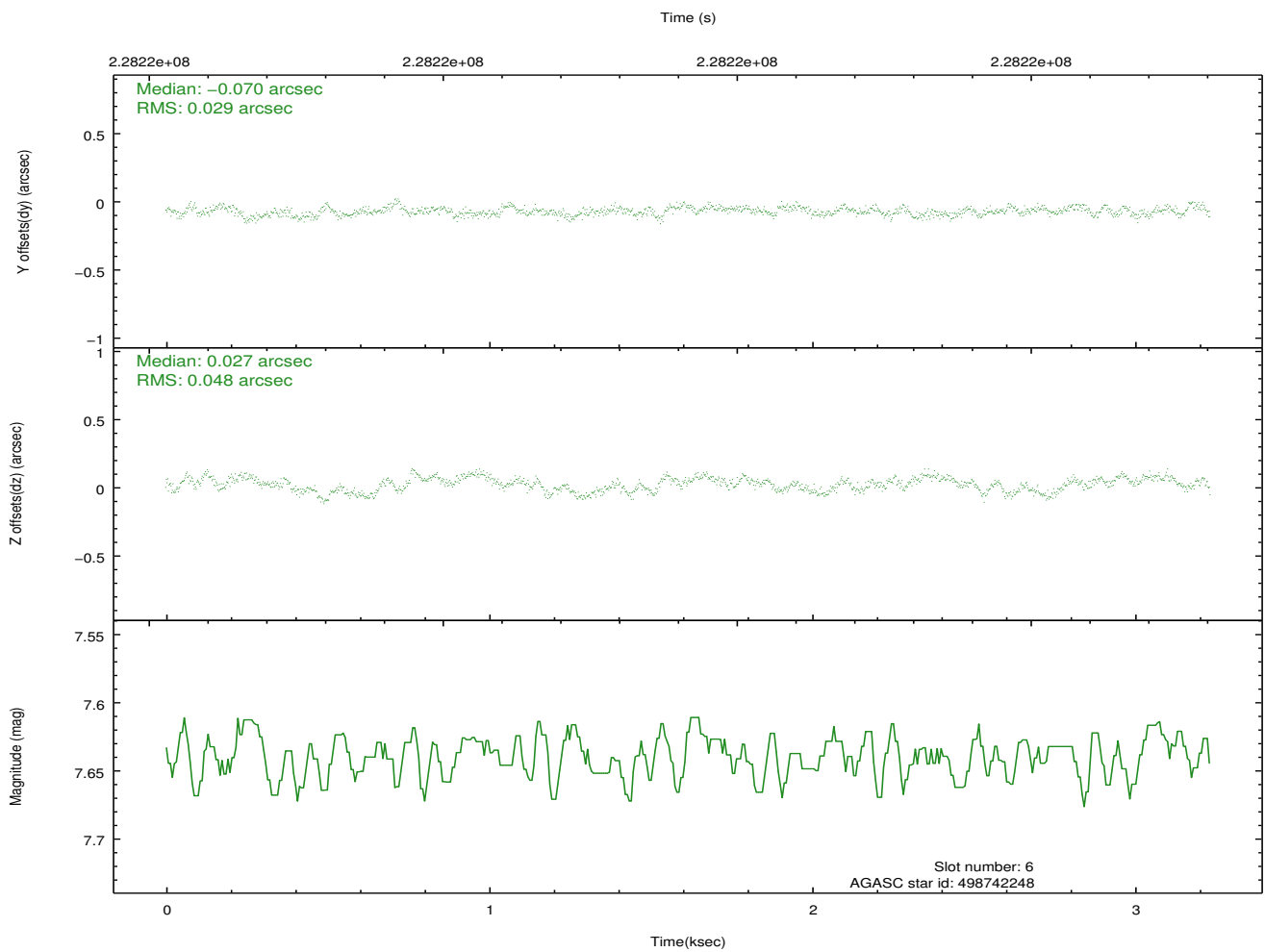
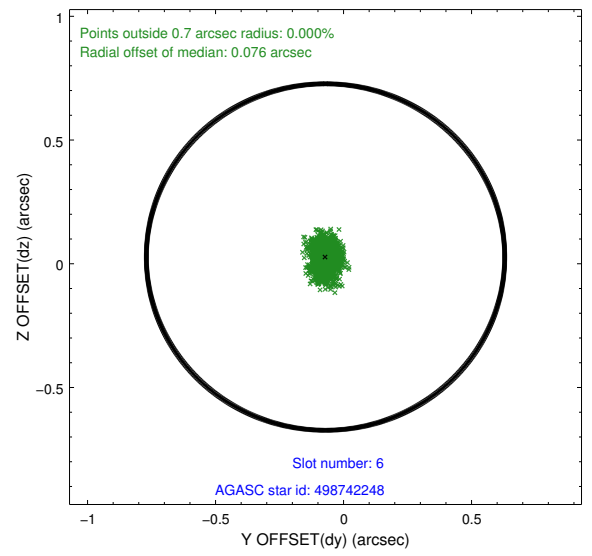
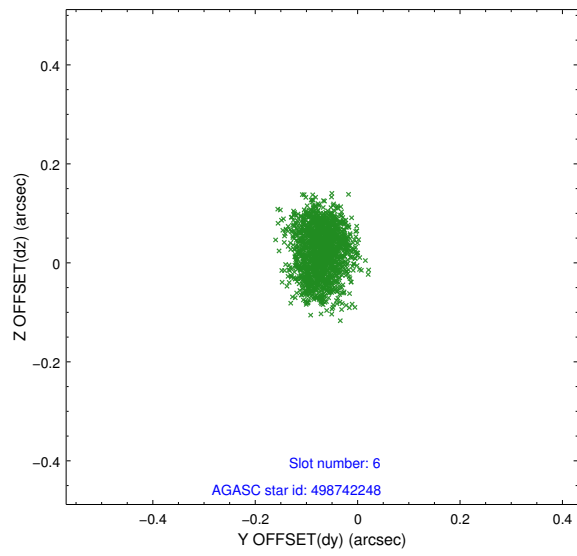
2.4.2 Slot 4



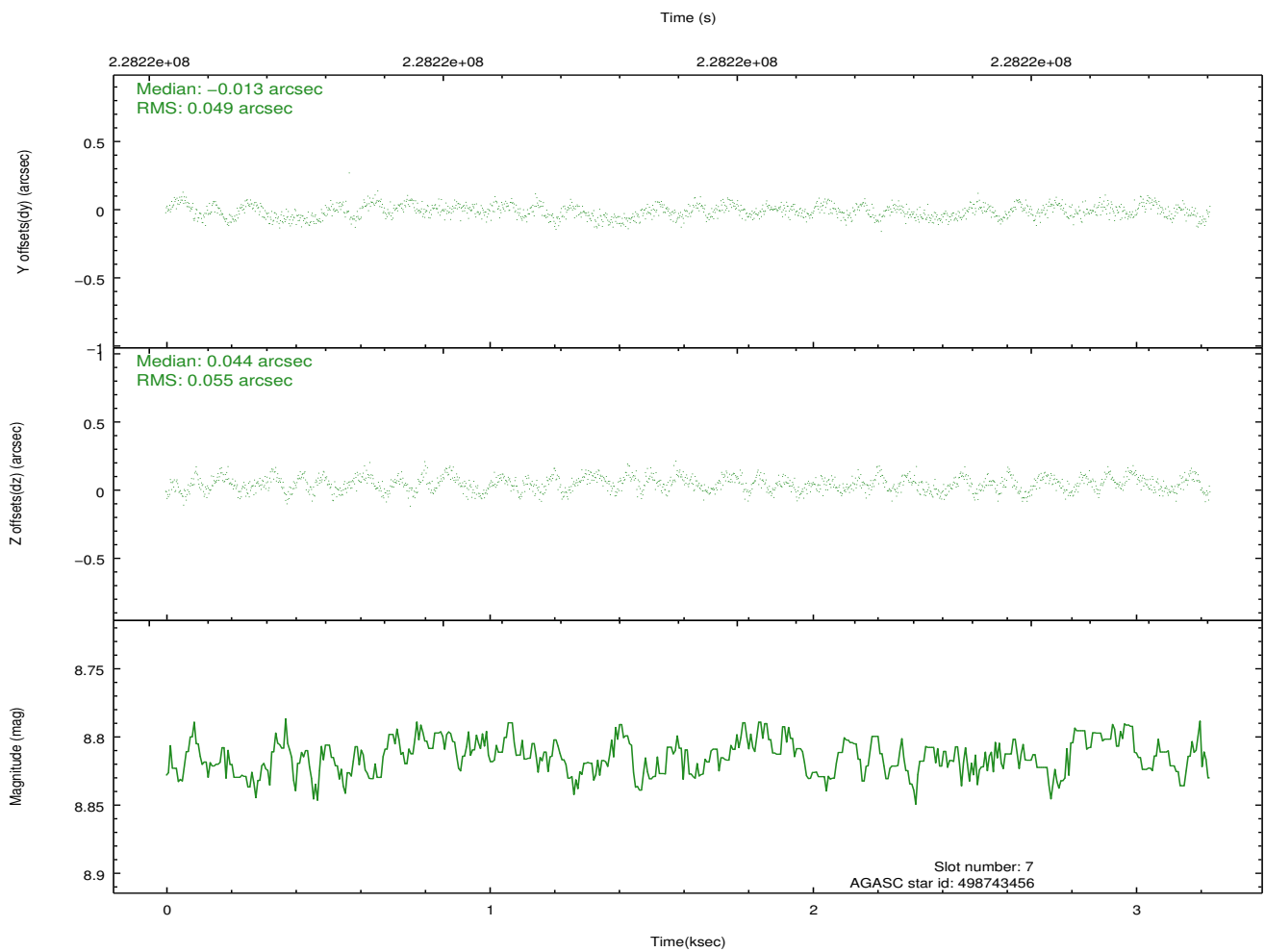
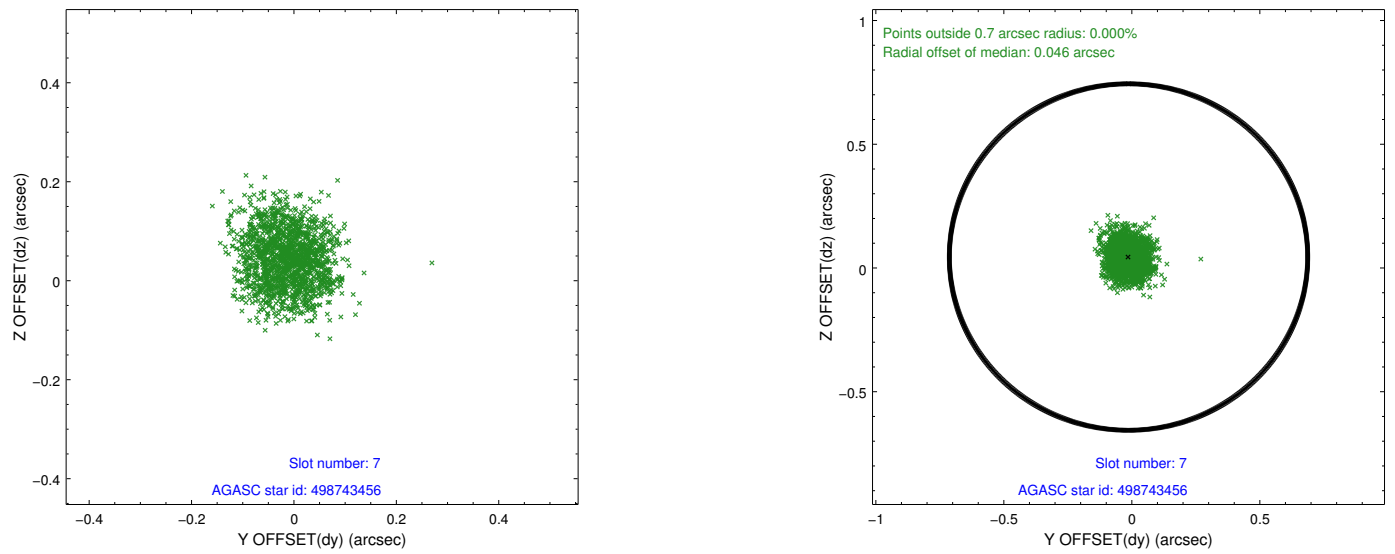
2.4.3 Slot 5



2.4.4 Slot 6

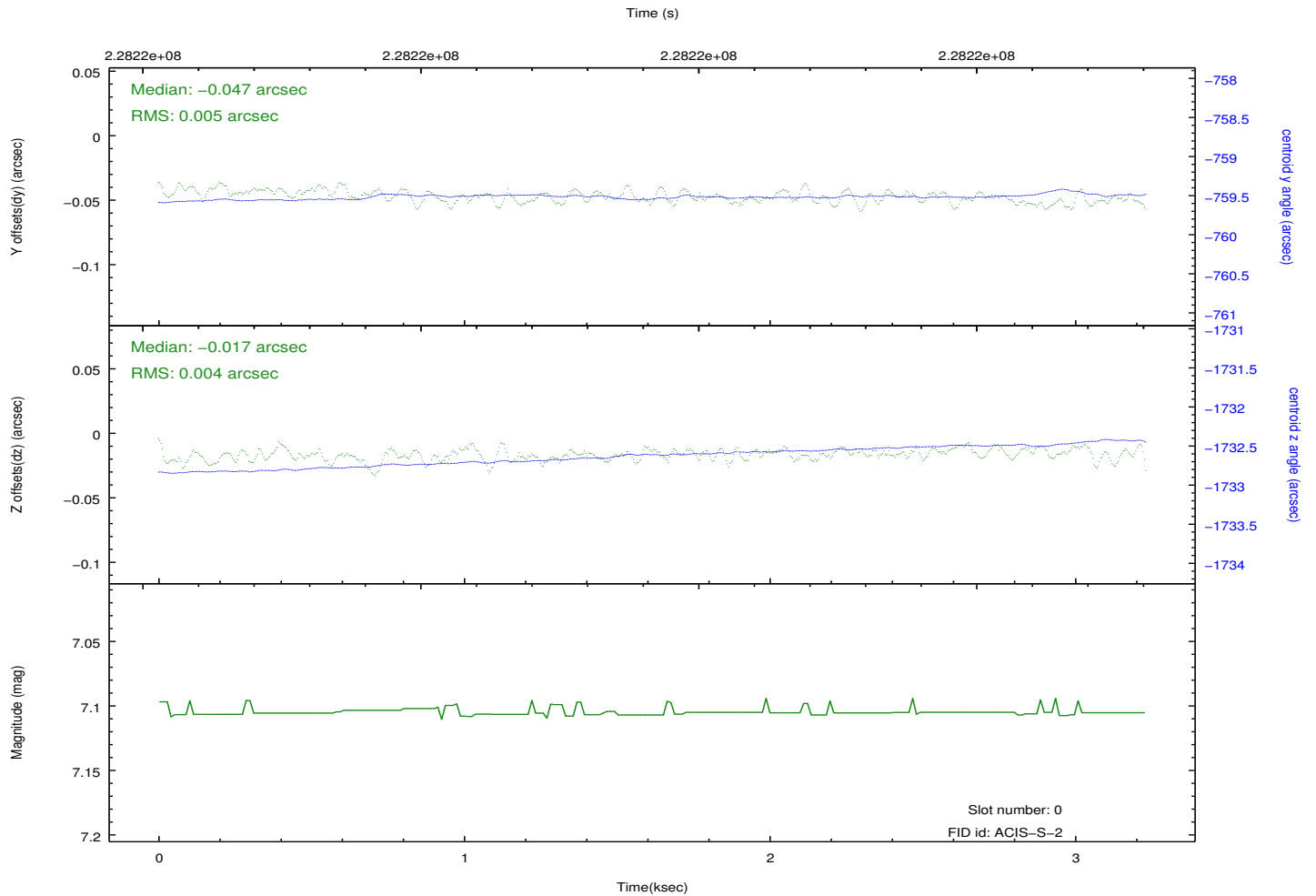
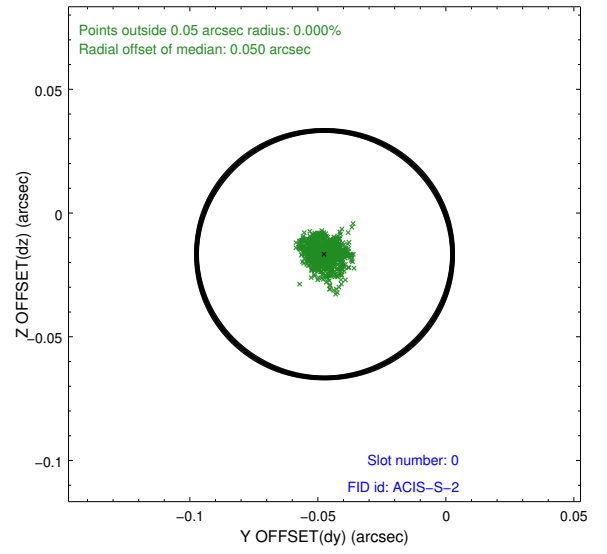
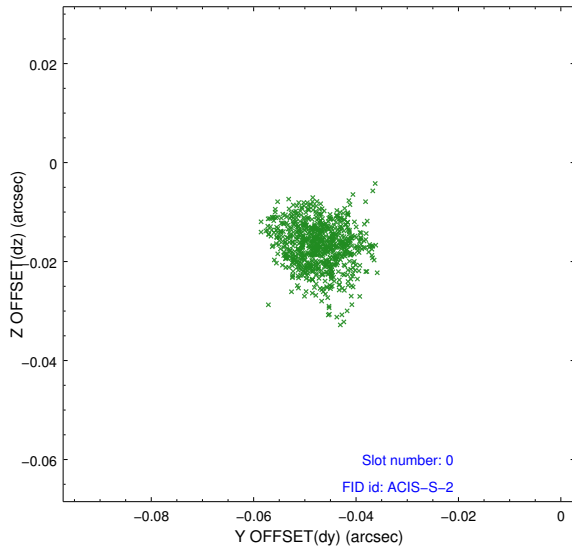


2.4.5 Slot 7

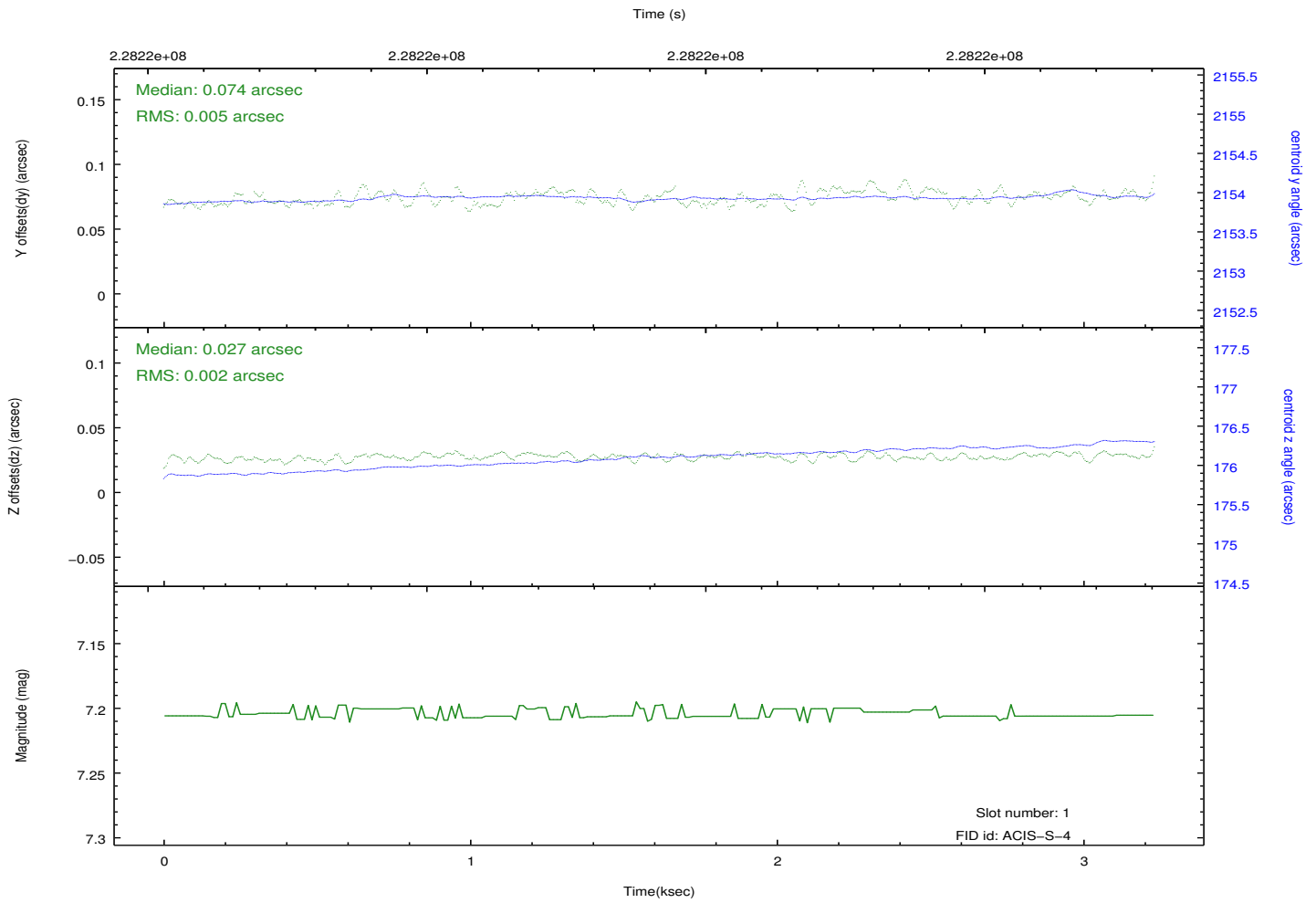
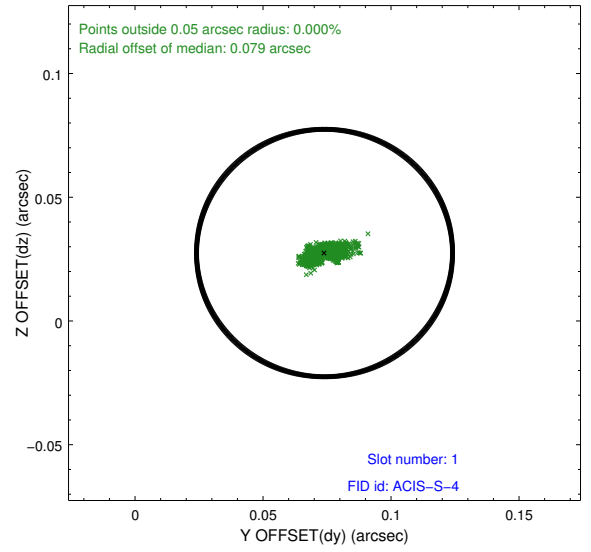
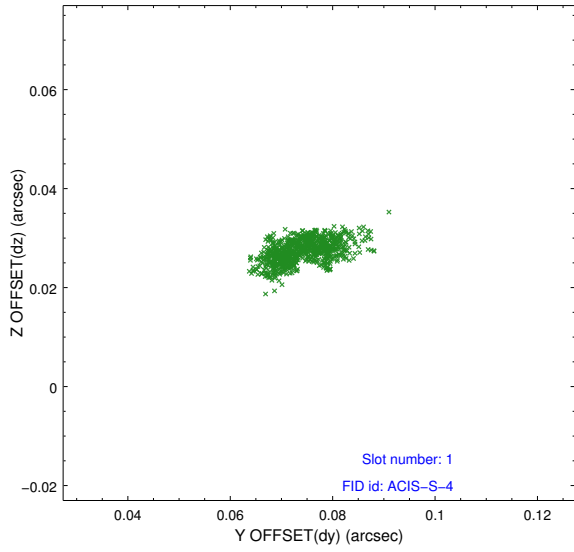


2.5 FID Slots

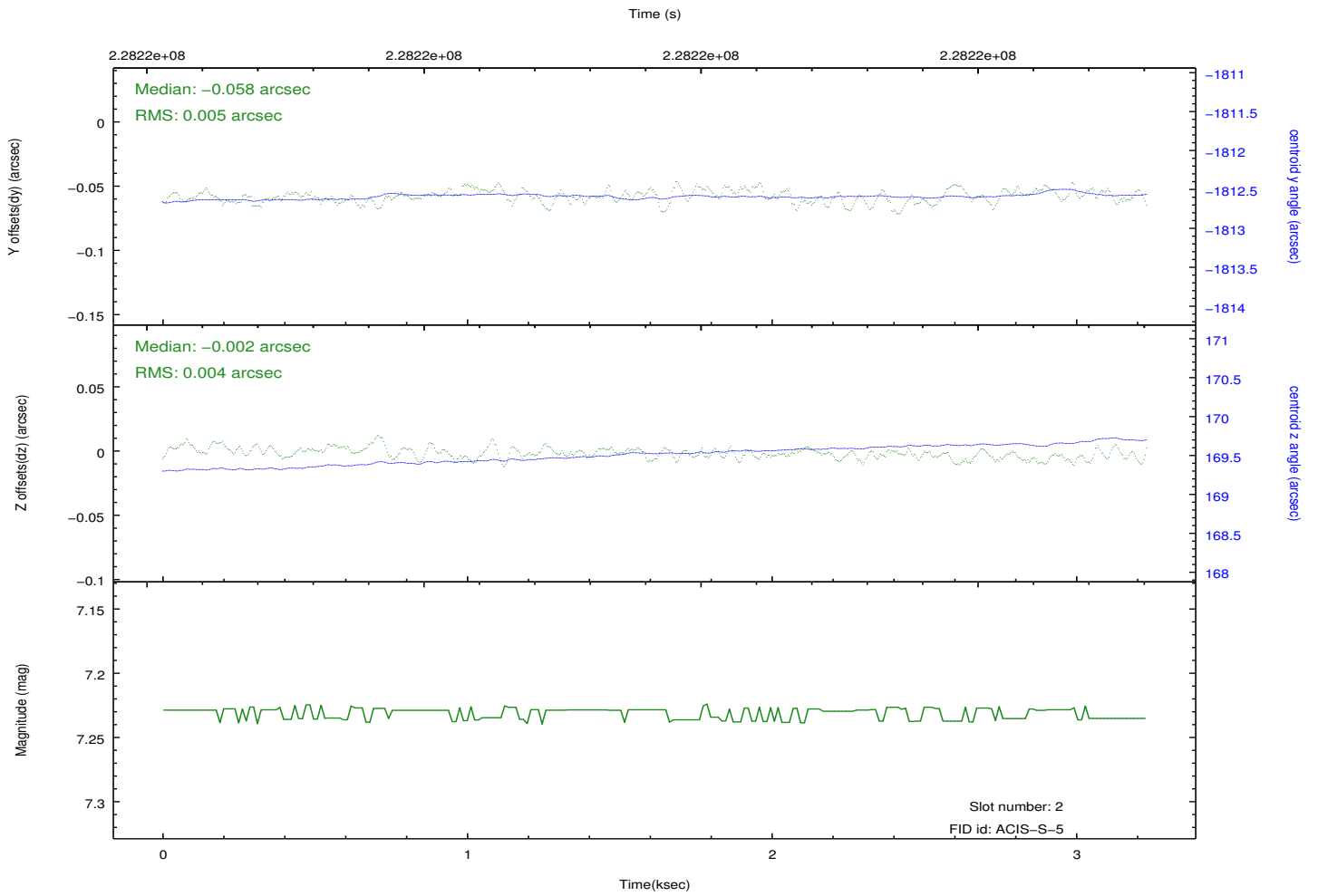
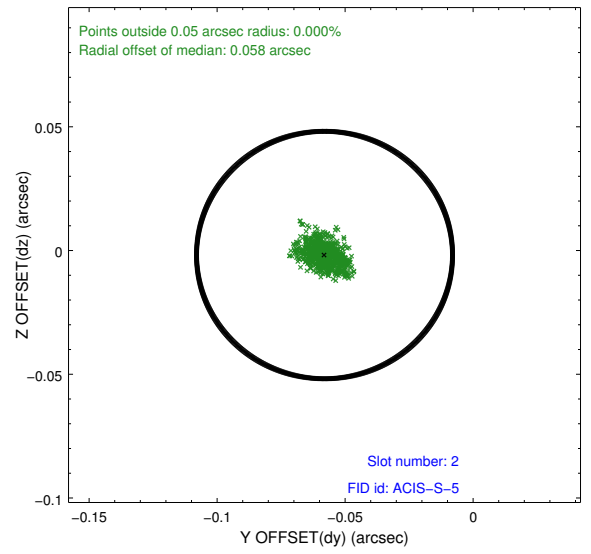
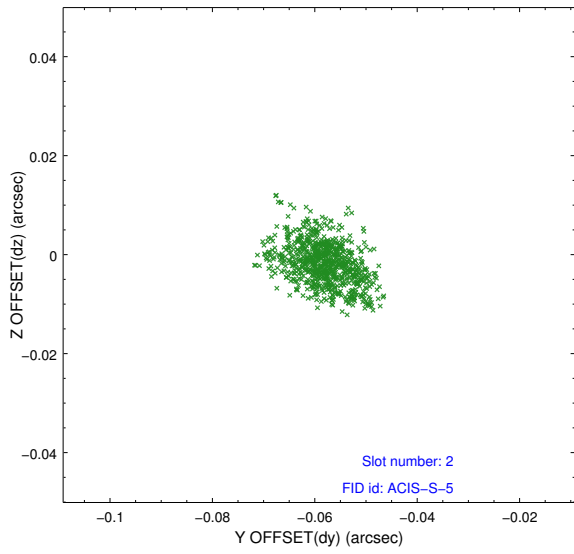
2.5.1 Slot 0



2.5.2 Slot 1



2.5.3 Slot 2



A Summary

A.1 Status

V&V Scientist	Jen Lauer
V&V Date (YYYY-MM-DD)	2013.01.14
V&V Edition	1
V&V Disposition and Status	OK
V&V Charge Time	1.974399

A.2 Comments