

V&V Reference Report

L2 ASCDS Version : 10.9.1

Observation 6267 - L2 Version 5
Chandra X-Ray Center

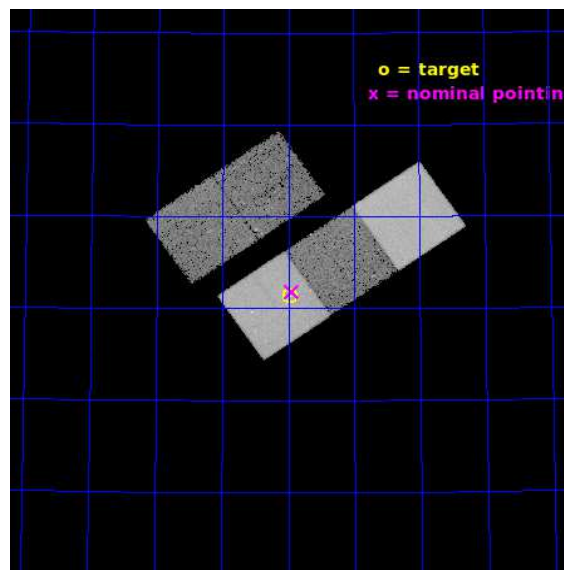
L2 Processing Date : Oct 7 2020

Contents

1	Front	2
2	OBI	3
2.1	OBI	3
2.1.1	Images	3
2.1.2	Bias	3
2.1.3	Parameters	4
2.1.4	Events	4
2.2	Compared Parameters	5
2.3	Aspect	6
2.4	Star Slots	9
2.4.1	Slot 3	9
2.4.2	Slot 4	10
2.4.3	Slot 5	11
2.4.4	Slot 6	12
2.4.5	Slot 7	13
2.5	FID Slots	14
2.5.1	Slot 0	14
2.5.2	Slot 1	15
2.5.3	Slot 2	16
A	Summary	17
A.1	Status	17
A.2	Comments	17

1 Front

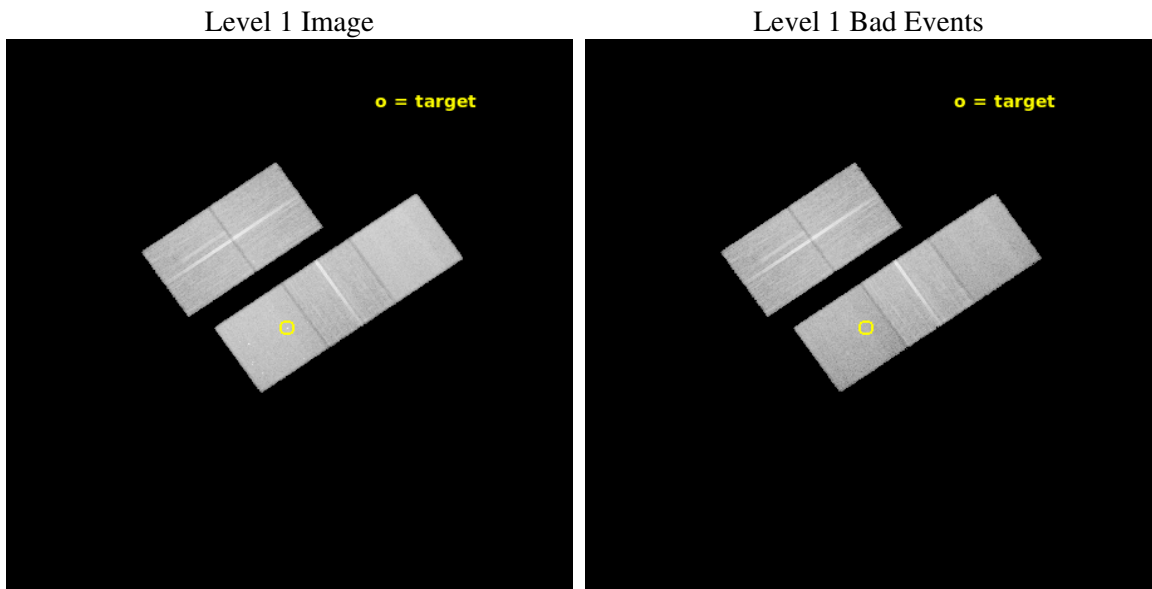
seq_num	700901	Sequence number
obs_id	6267	Observation id
title	ANISOTROPIC INVERSE COMPTON SCATTERING IN THE POWERFUL RADIO GALAXY 3C 325	Proposal title
observer	Dr. Gianfranco Brunetti	Principal investigator
object	3C 325	Source name
dtcycle	0	
cycle	P	events from which exps? Prim/Second/Both
ra_targ	237.494167	Observer's specified target RA [deg]
dec_targ	62.689167	Observer's specified target Dec [deg]
ra_nom	237.48594834339	Nominal RA [deg]
dec_nom	62.697267989357	Nominal Dec [deg]
roll_nom	145.23469149148	Nominal Roll [deg]
revision	5	Processing version of data
ontime	30038.999942213	Sum of GTIs [s]
liveltime	29646.518293578	Livetime [s]
ontime2	30035.858942032	Sum of GTIs [s]
ontime3	30038.999942213	Sum of GTIs [s]
ontime5	30038.999942213	Sum of GTIs [s]
ontime6	30035.858971983	Sum of GTIs [s]
ontime7	30038.999942213	Sum of GTIs [s]
l2events	254419	Number of level 2 events




2 OBI

2.1 OBI

2.1.1 Images



2.1.2 Bias



2.1.3 Parameters

obi_num	0	Obi number	sched_exp_time	30000.000000	[s] Scheduled observation exposure time
ascdsver	10.9.1	Processing system revision	ontime	30038.999942213	Sum of GTIs [s]
caldbver	4.9.2	 	ontime2	30035.858942032	Sum of GTIs [s]
date	2020-10-07T18:59:18	Date and time of file creation	ontime3	30038.999942213	Sum of GTIs [s]
revision	5	Processing version of data	ontime5	30038.999942213	Sum of GTIs [s]
			ontime6	30035.858971983	Sum of GTIs [s]
			ontime7	30038.999942213	Sum of GTIs [s]
			l1events	1044884	Number of level 1 events

2.1.4 Events

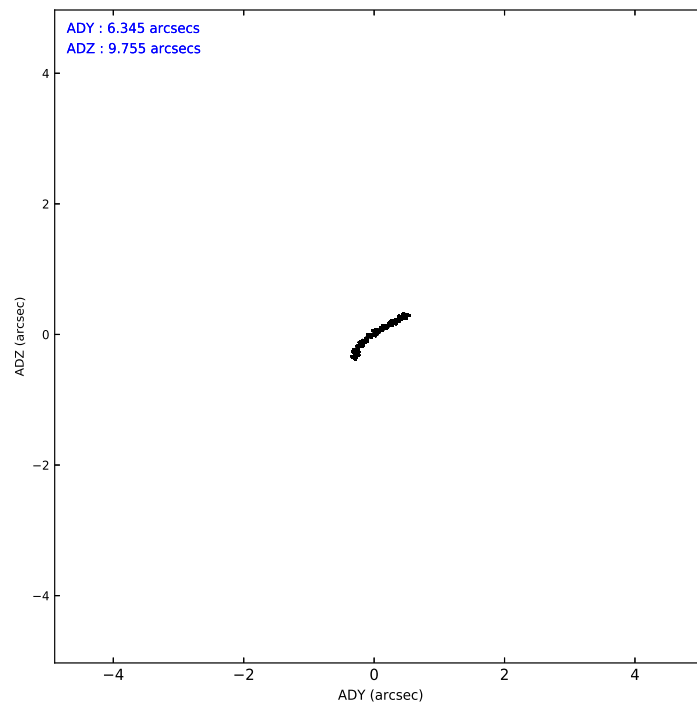
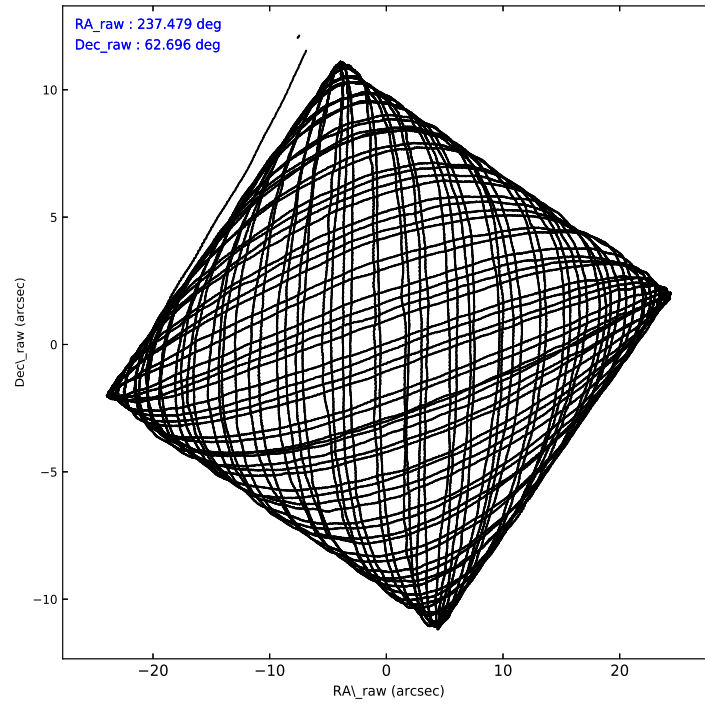
	ccd 2	ccd 3	ccd 5	ccd 6	ccd 7
level 1 events	195984	187601	251555	197128	212616
rejected events	177797	169238	134263	177701	118870
rejected %	90%	90%	53%	90%	55%

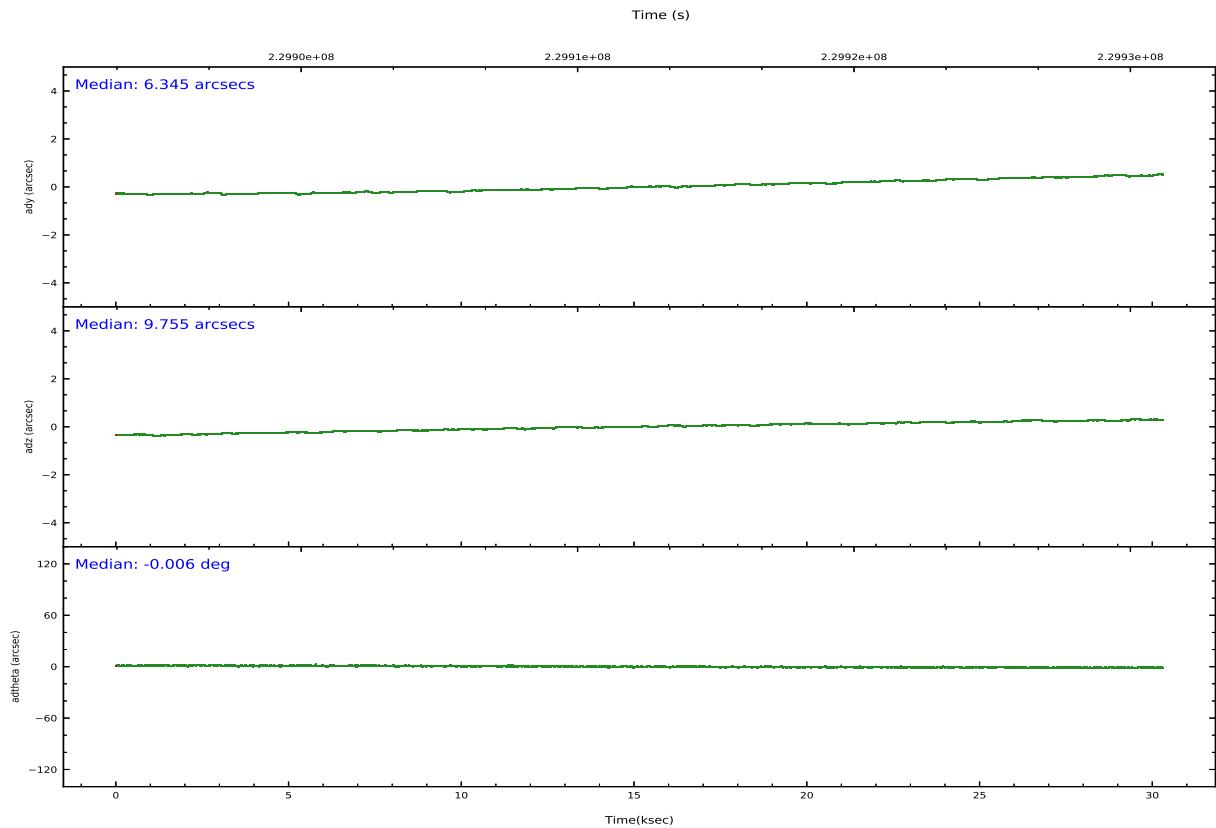
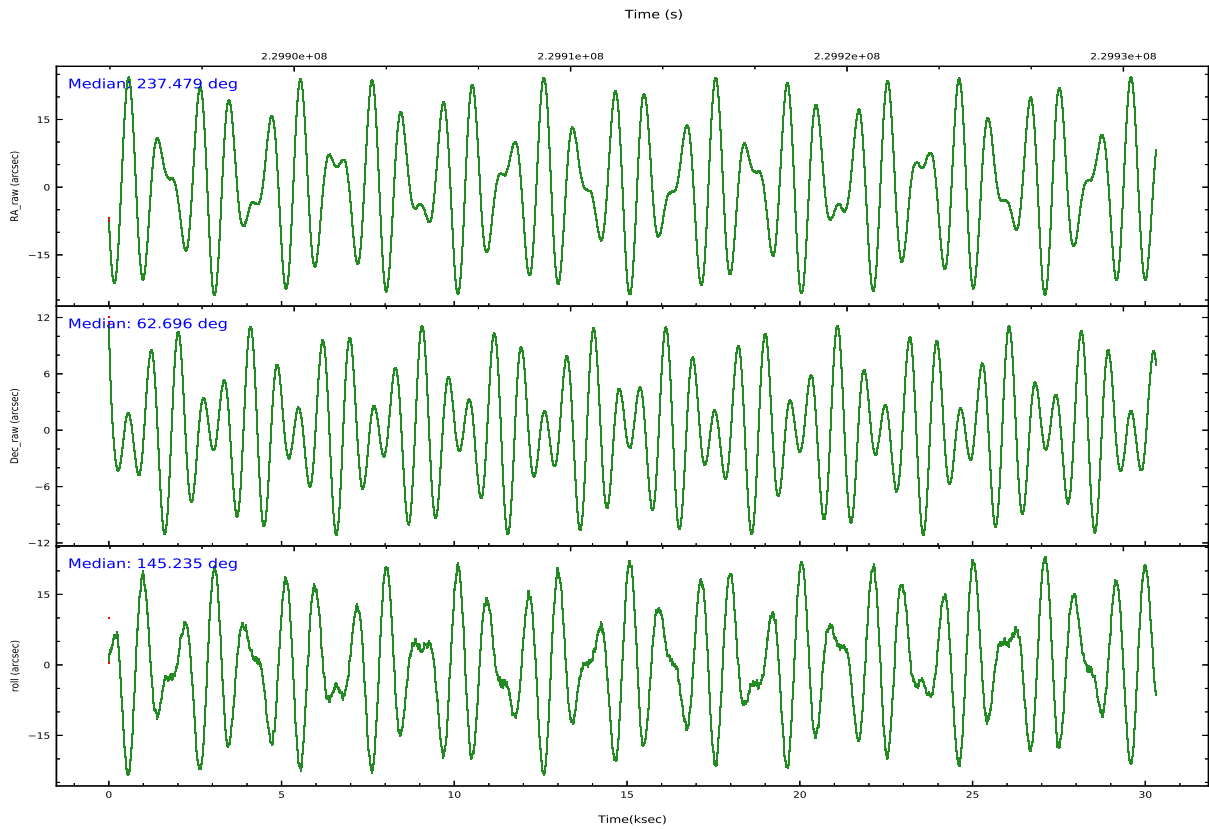
	ccd 2	ccd 3	ccd 5	ccd 6	ccd 7
grade 0 events	6141	6751	6710	6491	8381
	3%	3%	2%	3%	3%
grade 1 events	88	110	149	99	178
	0%	0%	0%	0%	0%
grade 2 events	4401	3917	33882	4235	17919
	2%	2%	13%	2%	8%
grade 3 events	2094	2063	4797	2284	8407
	1%	1%	1%	1%	3%
grade 4 events	2169	2053	4665	2160	8398
	1%	1%	1%	1%	3%
grade 5 events	6263	7736	21506	8111	23356
	3%	4%	8%	4%	10%
grade 6 events	3387	3582	67252	4260	50656
	1%	1%	26%	2%	23%
grade 7 events	171441	161389	112594	169488	95321
	87%	86%	44%	85%	44%

2.2 Compared Parameters

Parameter	Planned	Actual	Parameter	Planned	Actual
Instrument	ACIS	ACIS	Obspar version number	8	8
Detector	ACIS-23567	ACIS-23567	Obspar file type	PREDICTED	ACTUAL
Grating	NONE	NONE	Obspar update status	NONE	UPDATED
Data mode	VFAINT	VFAINT	Number of optional ACIS chips dropped	0	0
Observation mode	POINTING	POINTING	On-chip summing requested	N	N
[deg] Pointing RA	237.538451	237.48594834339	Subarray requested	NONE	NONE
[deg] Pointing Dec	62.694092	62.697267989357	Alternating exposures requested	N	N
[deg] Pointing Roll	145.020651	145.23469149148	[s] Primary exposure time	0.000000	3.1
[mm] SIM focus pos	-0.684267	-0.6828225247311905			
[mm] SIM defocus	0	0.001444936568705701			
[mm] SIM translation stage pos	-190.132523	-190.1400660498719			
[mm] SIM translation stage offset	0	0.00754346686406393			
[s] Observation start time (MET)	229898947.184000	229897955.95567			
Observation start date	2005-04-14T20:48:03	2005-04-14T20:32:35			
[s] Observation end time (MET)	229928947.184000	229929562.34461			
Observation end date	2005-04-15T05:08:03	2005-04-15T05:19:22			
Read mode	TIMED	TIMED			

2.3 Aspect





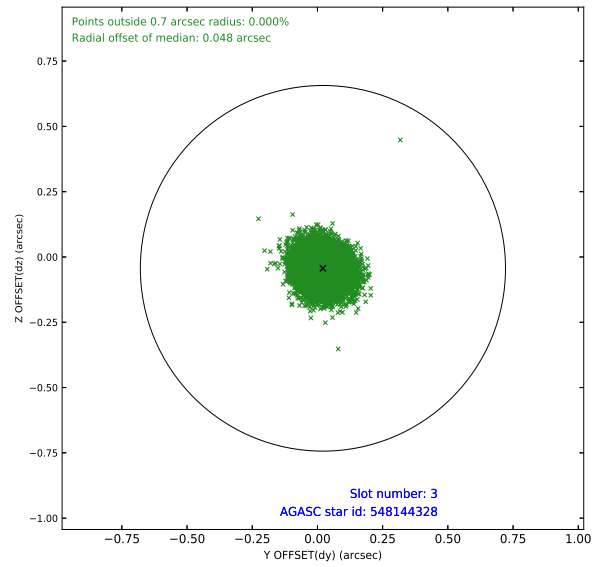
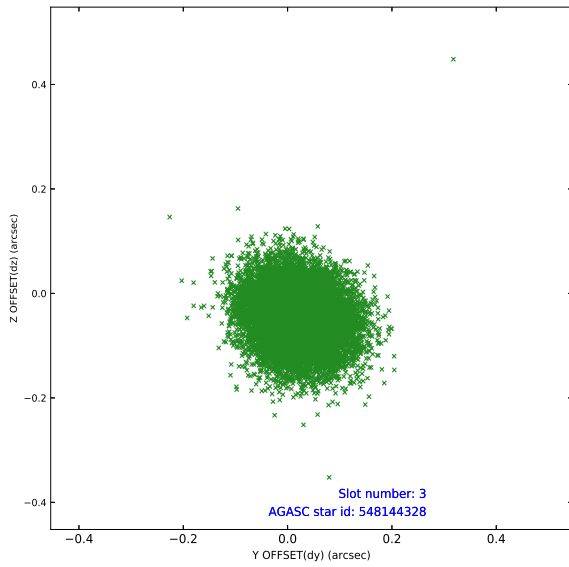
Slot Statistics

slot	status	used	id	mag	n_pts	frac_pts	med_dy	med_dz	dr1	dr2	ra	dec	mean_y	mea
0	FID		ACIS-S-2	7.10	7394	1.000	-0.093	-0.070	0.010	0.016	0.000000	0.000000	-759.14	-1731
1	FID		ACIS-S-4	7.20	7394	1.000	0.159	0.064	0.010	0.020	0.000000	0.000000	2154.30	177
2	FID		ACIS-S-5	7.23	7393	1.000	-0.098	0.016	0.009	0.017	0.000000	0.000000	-1811.96	171
3	GUIDE	used	548144328	9.27	14774	1.000	0.021	-0.043	0.074	0.121	238.146367	62.317666	-1607.15	523
4	GUIDE	used	548145888	8.78	14778	1.000	0.013	0.104	0.084	0.141	237.124487	62.344352	-153.65	1426
5	GUIDE	used	548541328	9.16	14785	1.000	-0.066	-0.076	0.080	0.128	237.408583	62.671659	129.57	189
6	GUIDE	used	548550376	9.00	14784	1.000	0.050	0.002	0.071	0.115	236.215563	62.860309	2137.26	737
7	GUIDE	used	548550496	8.42	14781	1.000	-0.018	0.022	0.066	0.109	237.278131	63.142551	1273.12	-1080

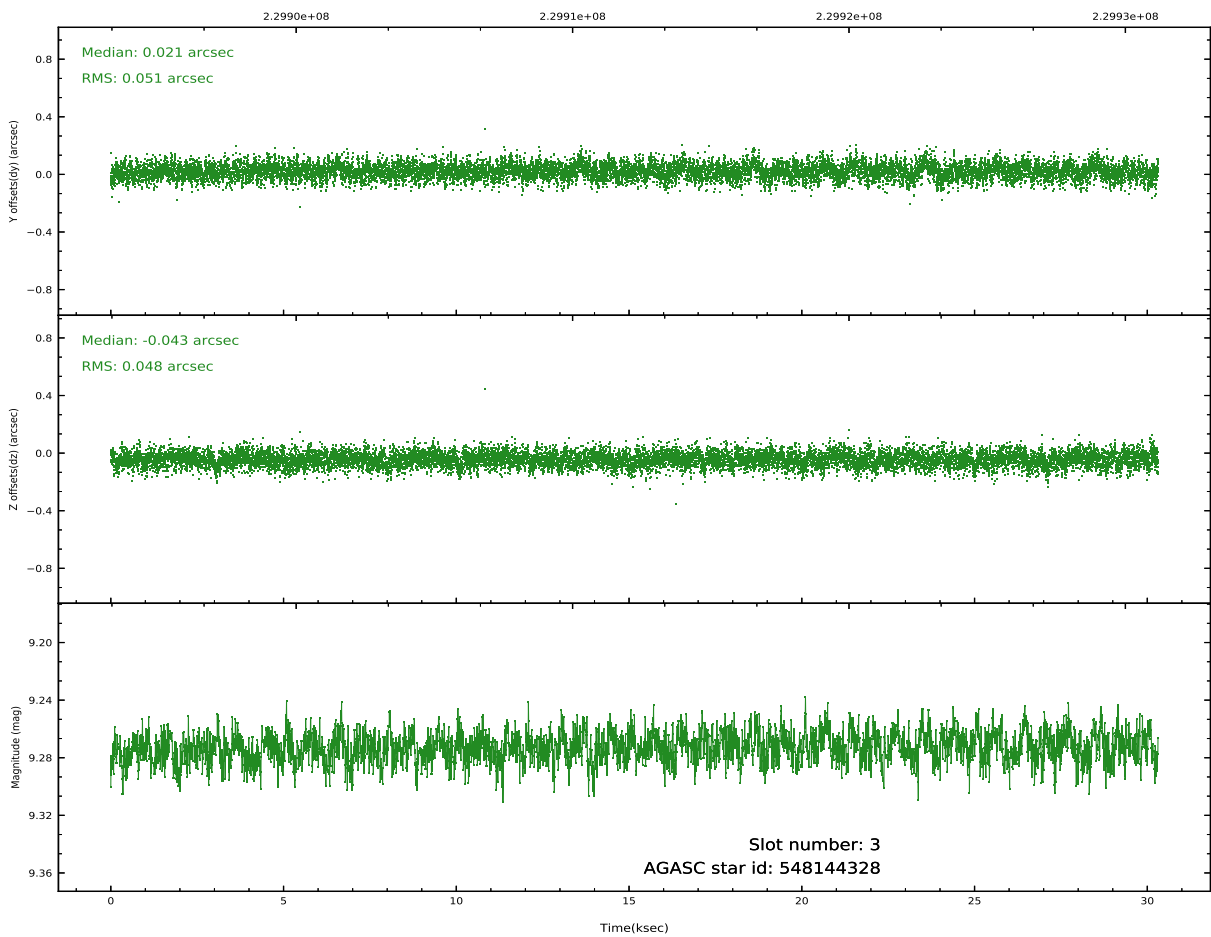
∞

2.4 Star Slots

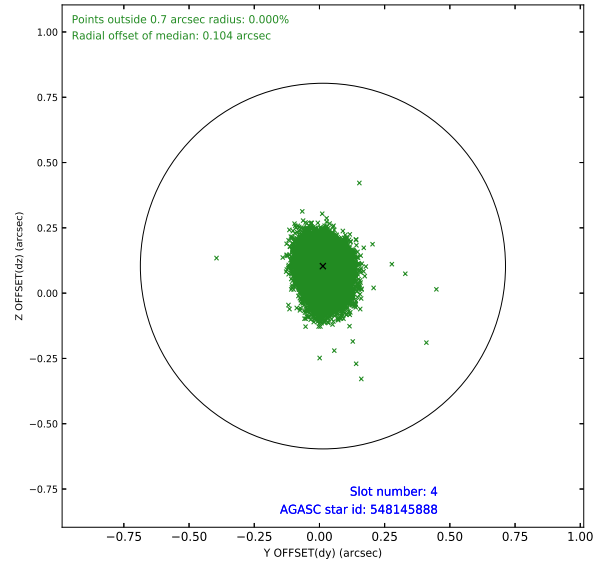
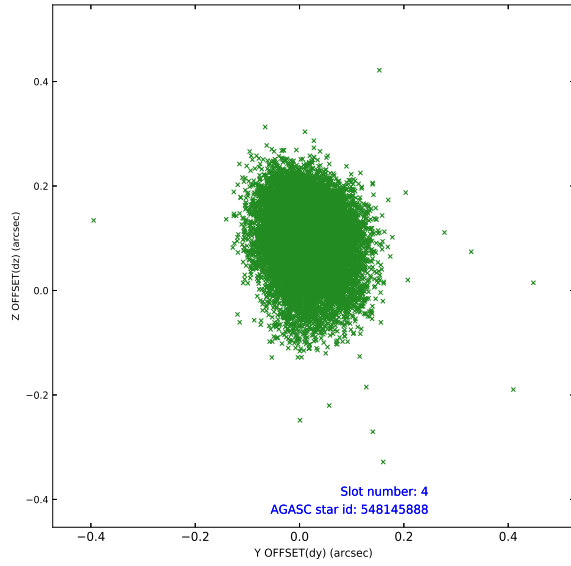
2.4.1 Slot 3



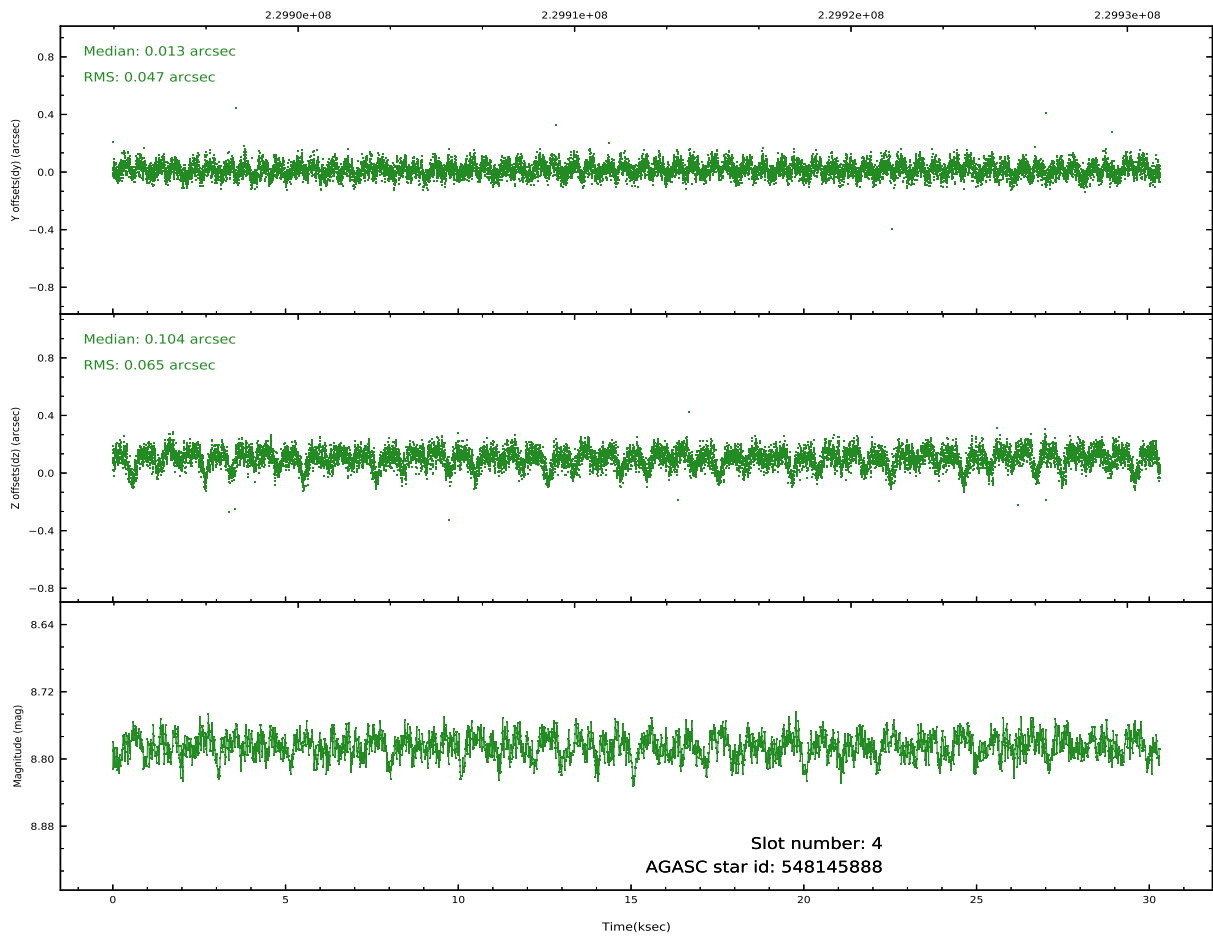
Time (s)



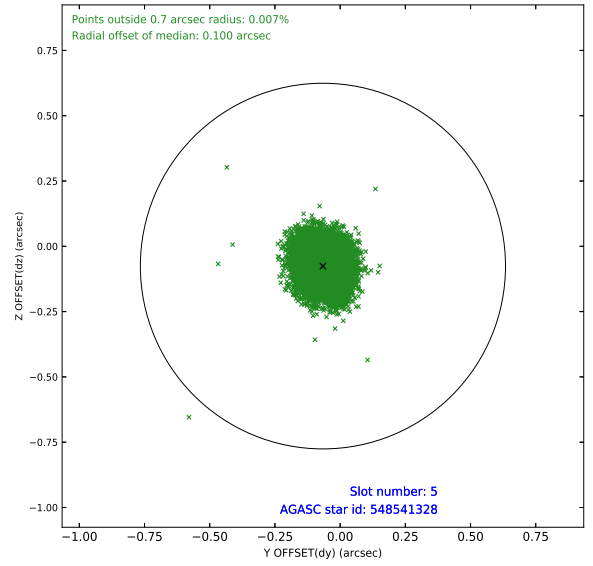
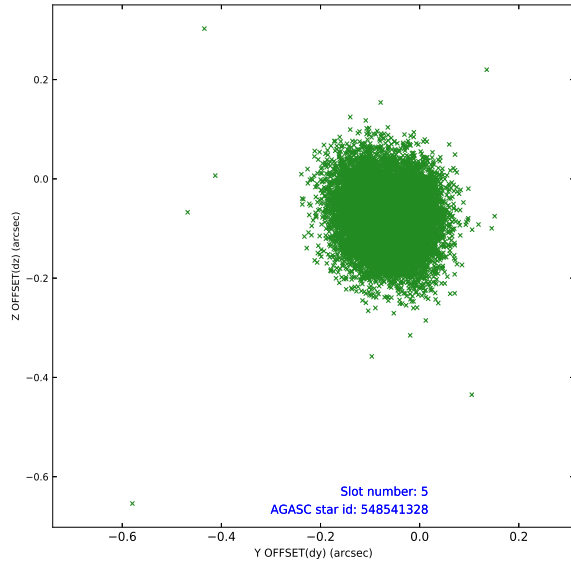
2.4.2 Slot 4



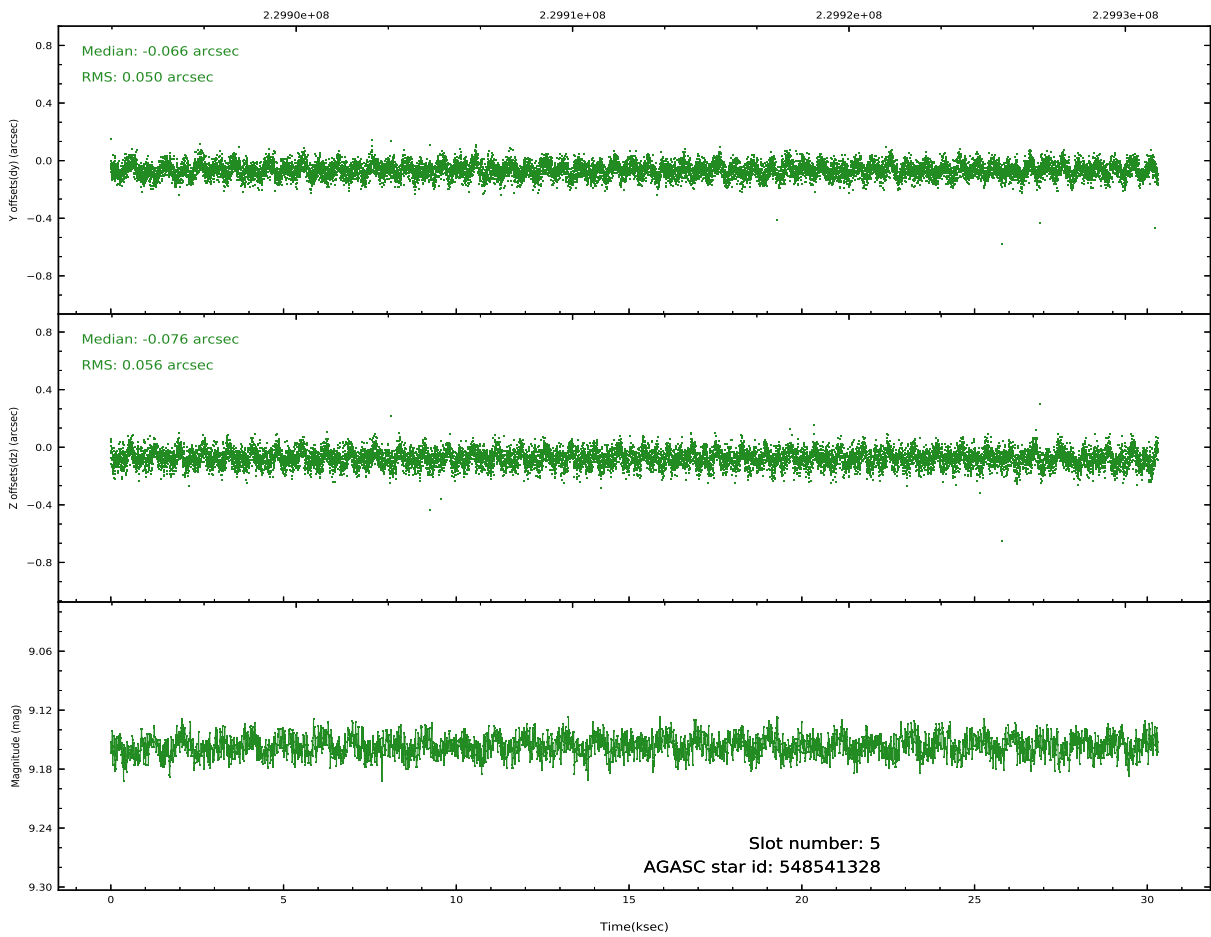
Time (s)



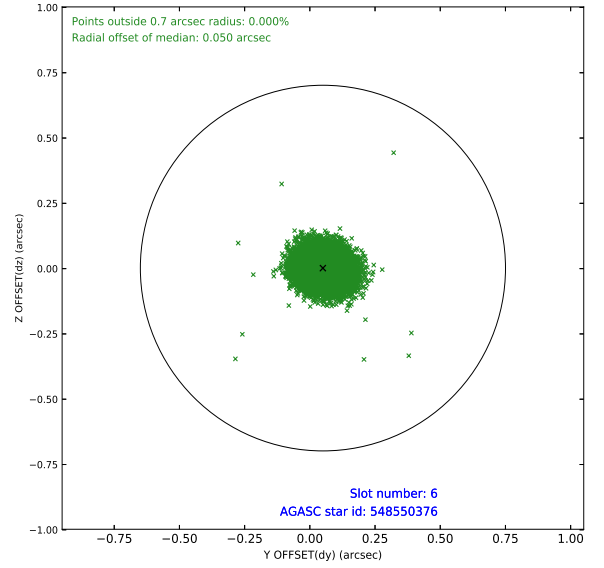
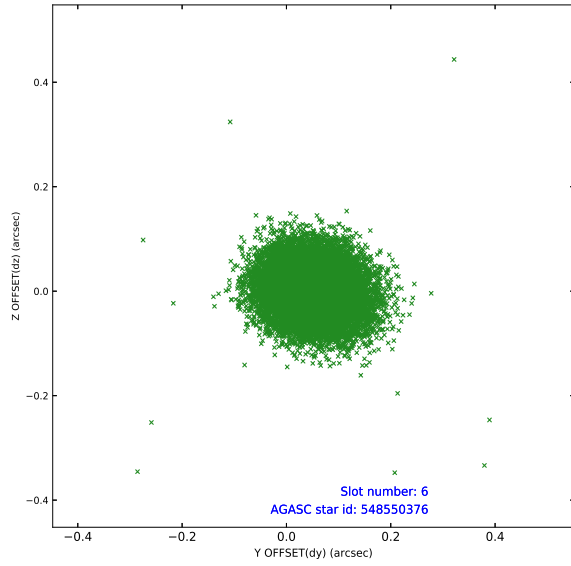
2.4.3 Slot 5



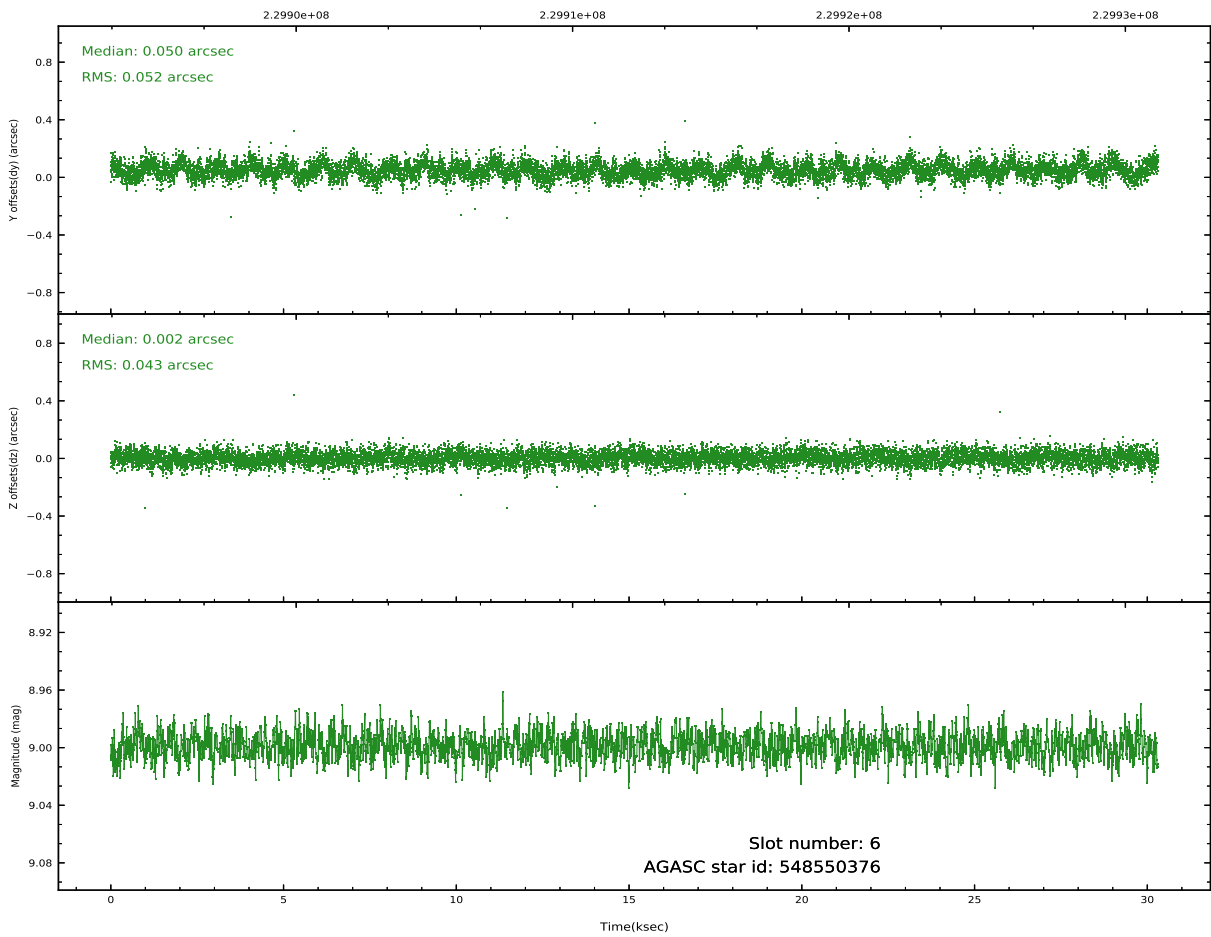
Time (s)



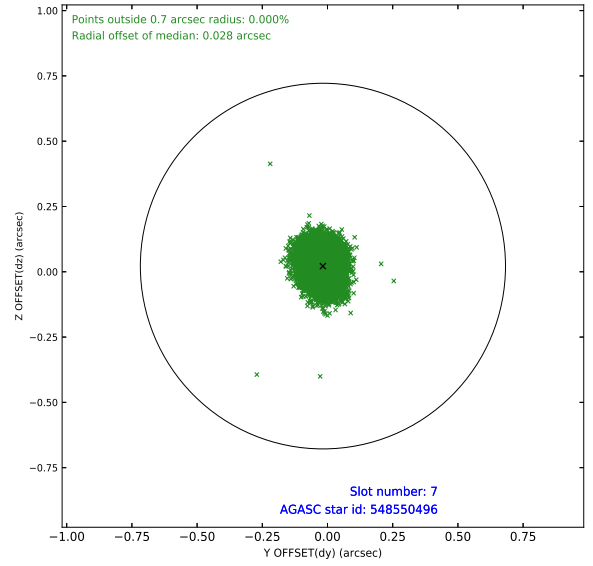
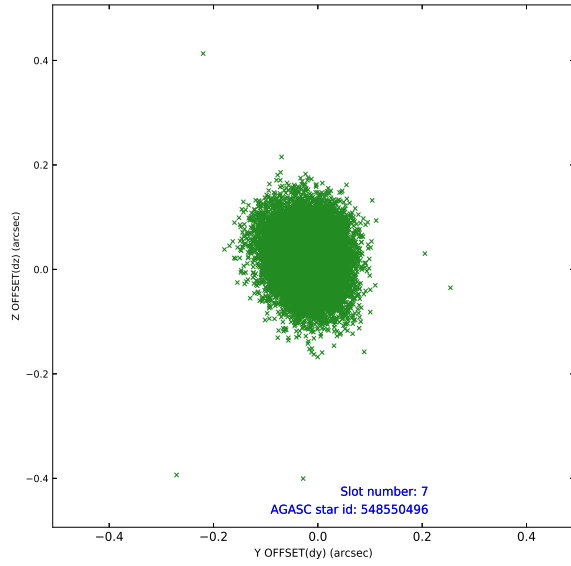
2.4.4 Slot 6



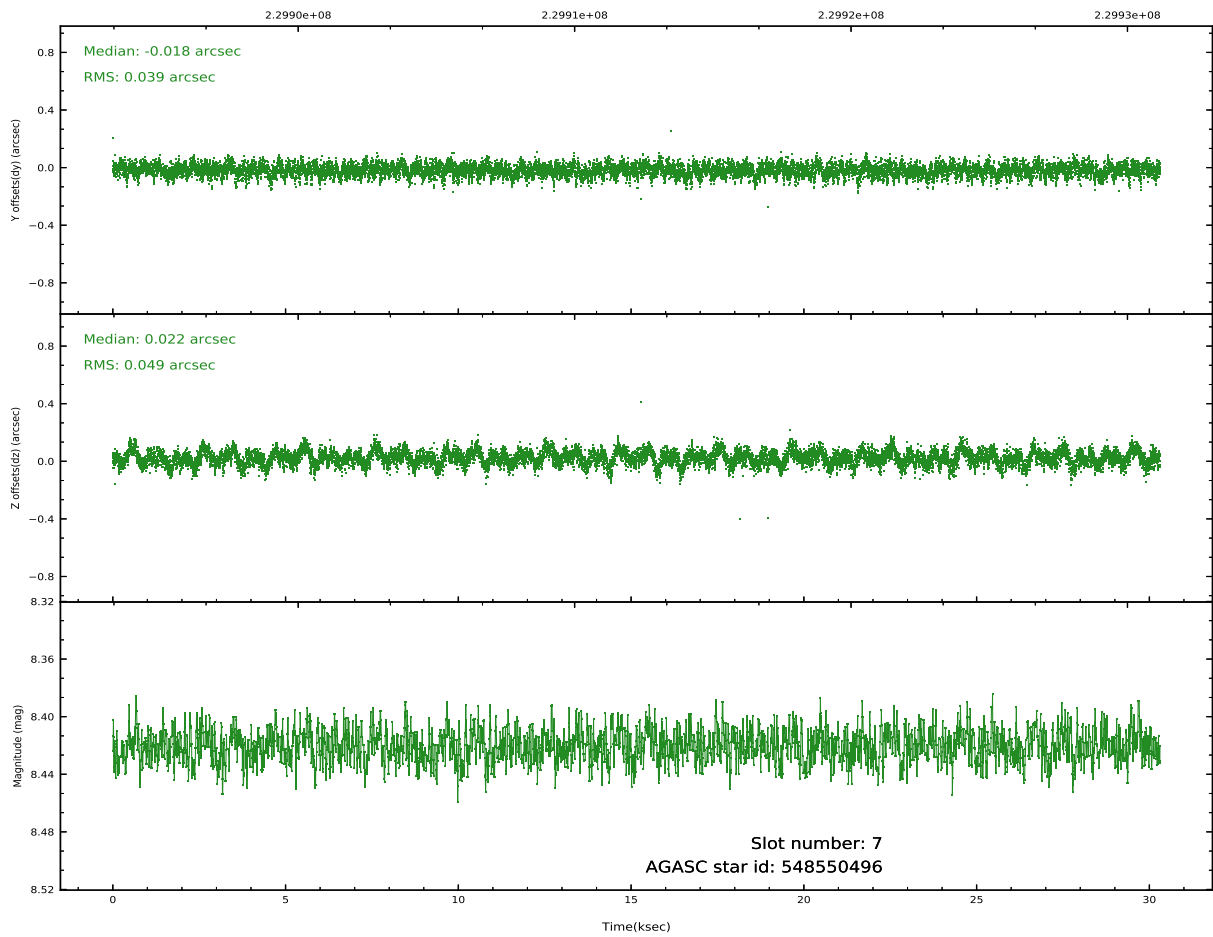
Time (s)



2.4.5 Slot 7

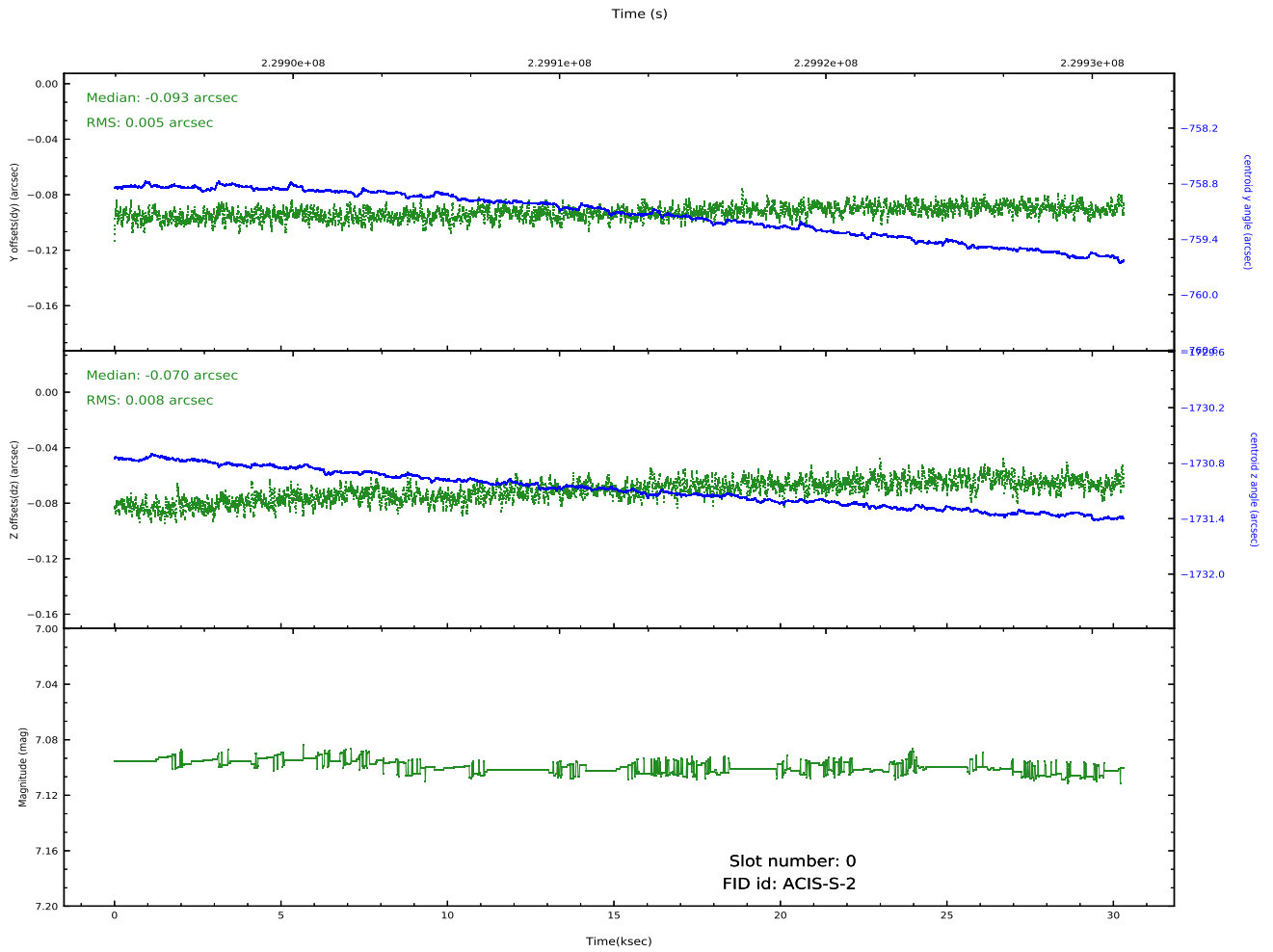
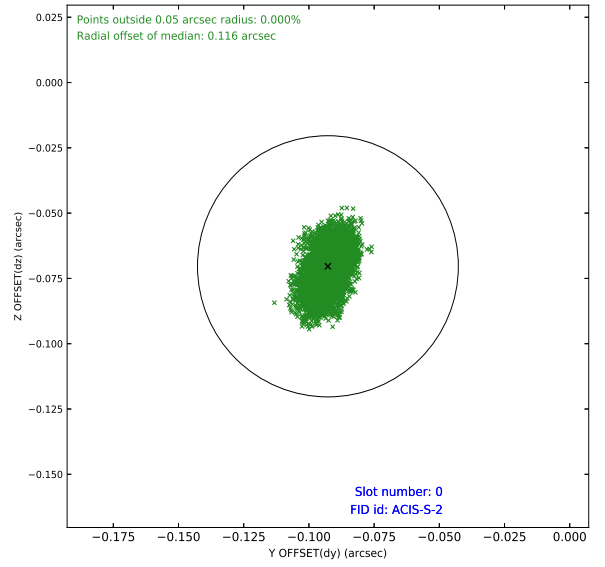
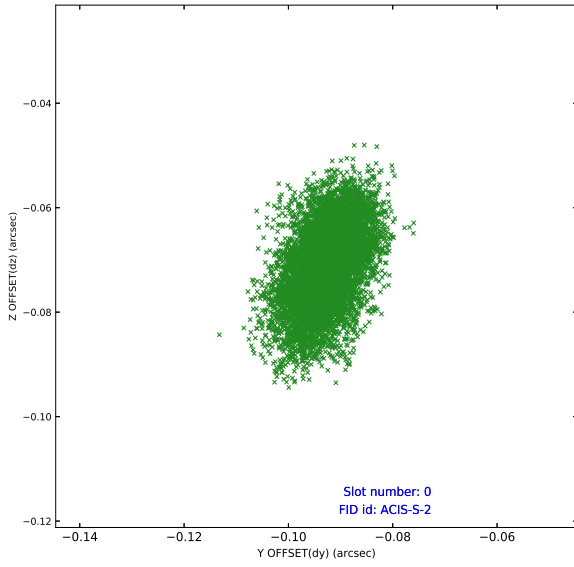


Time (s)

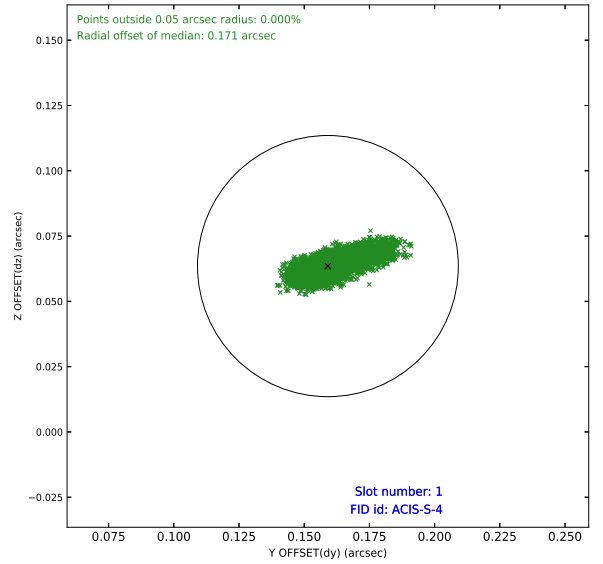
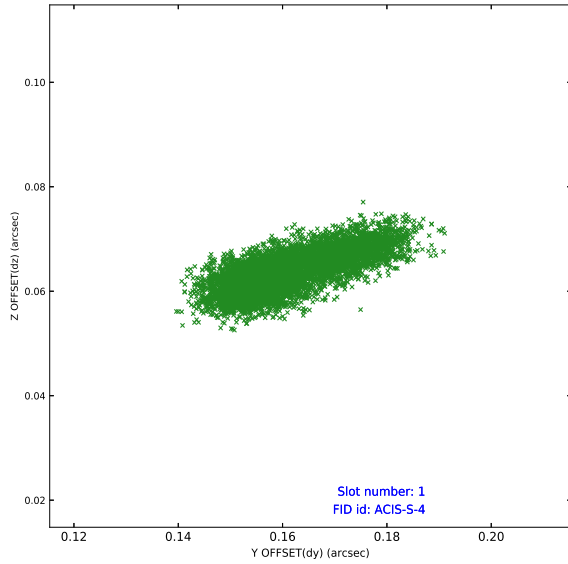


2.5 FID Slots

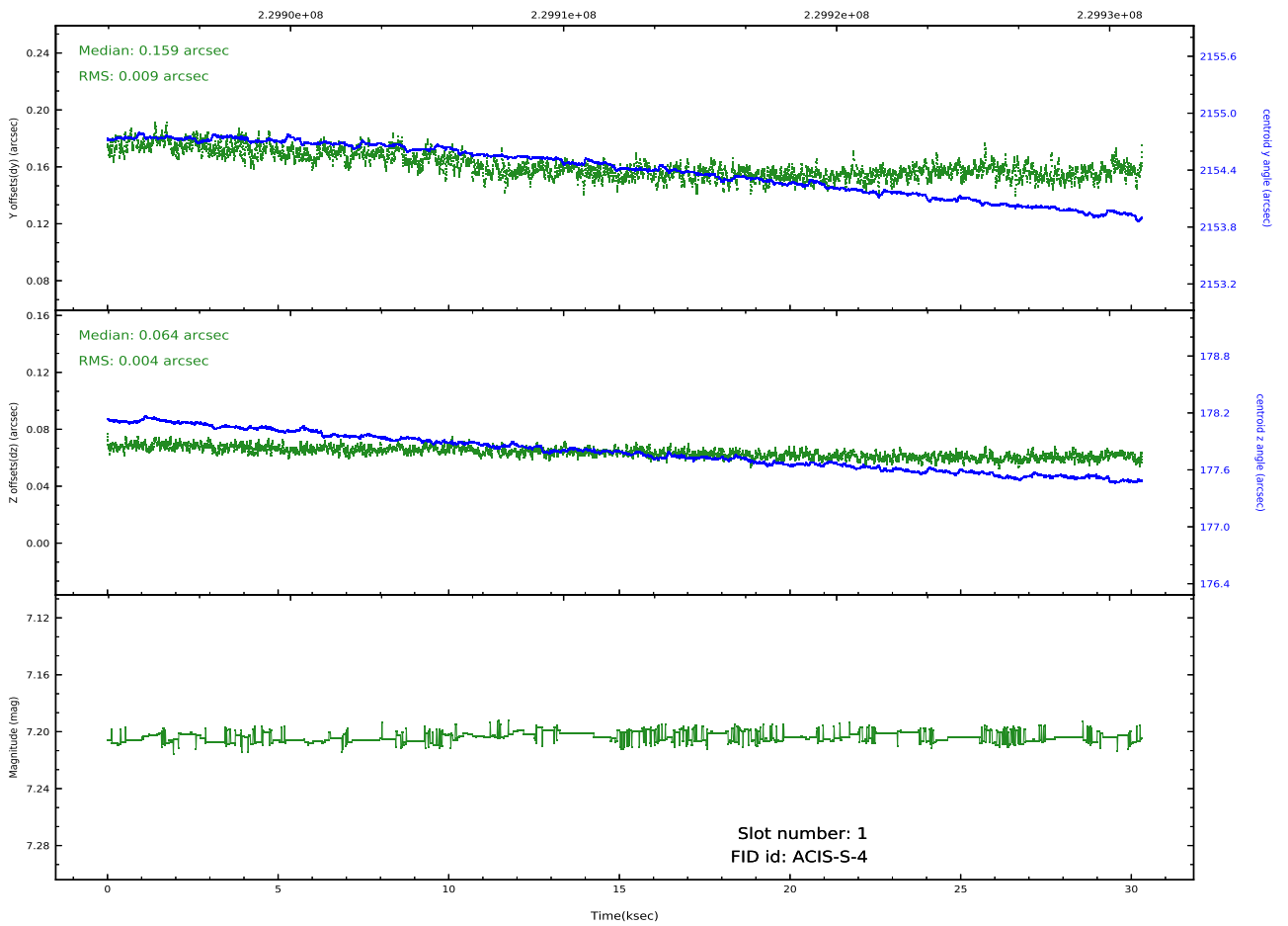
2.5.1 Slot 0



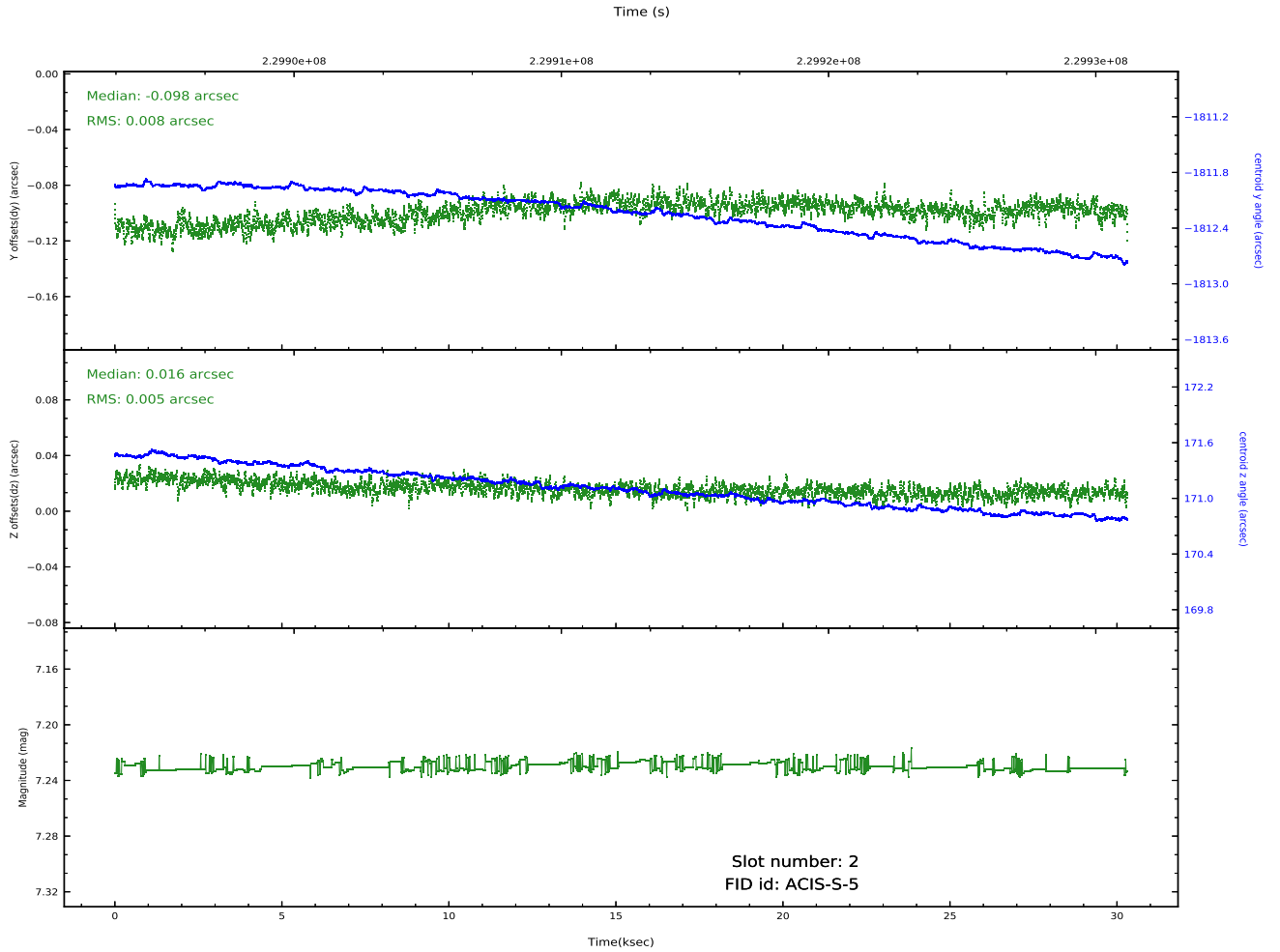
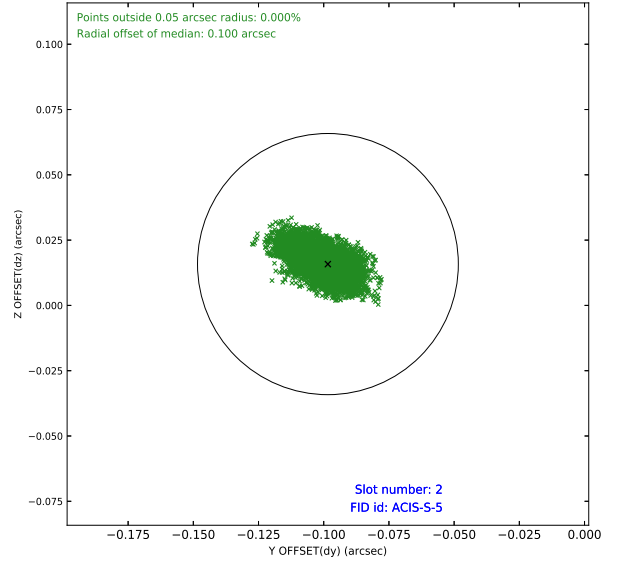
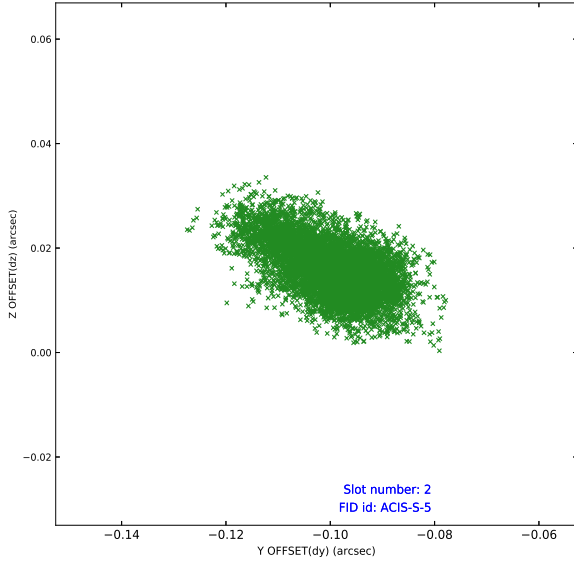
2.5.2 Slot 1



Time (s)



2.5.3 Slot 2



A Summary

A.1 Status

V&V Scientist	Beth Sundheim
V&V Date (YYYY-MM-DD)	2020.10.08
V&V Edition	1
V&V Disposition and Status	OK
V&V Charge Time	30.03899

A.2 Comments