

V&V Reference Report

L2 ASCDS Version : 8.5.1.1

Observation 6068 - L2 Version 3
Chandra X-Ray Center


L2 Processing Date : Dec 21 2012

Contents

1	Front	2
2	OBI	3
2.1	OBI	3
2.1.1	Images	3
2.1.2	Bias	3
2.1.3	Parameters	4
2.1.4	Events	4
2.2	Compared Parameters	5
2.3	Aspect	6
2.4	Star Slots	9
2.4.1	Slot 3	9
2.4.2	Slot 4	10
2.4.3	Slot 5	11
2.4.4	Slot 6	12
2.4.5	Slot 7	13
2.5	FID Slots	14
2.5.1	Slot 0	14
2.5.2	Slot 1	15
2.5.3	Slot 2	16
A	Summary	17
A.1	Status	17
A.2	Comments	17

1 Front

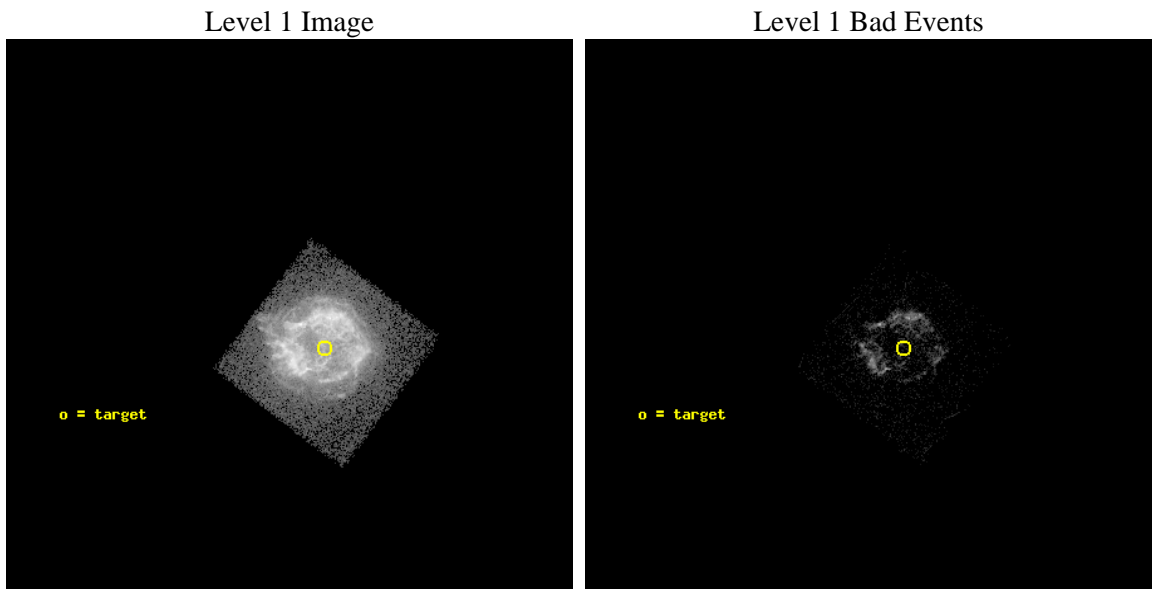
seq_num	590395	Sequence number
obs_id	6068	Observation id
title	AO6A Observations of the Standard Candles Cas A and G21.5-09	Propo
observer	Dr. CXC Calibration	Principal investigator
object	Cas A[S3,-120,-2.0,0,0]	Source name
dtcycle	0	
cycle	P	events from which exps? Prim/Second/Both
ra_targ	350.8575	Observer's specified target RA [deg]
dec_targ	58.814833	Observer's specified target Dec [deg]
ra_nom	350.91730536464	Nominal RA [deg]
dec_nom	58.836135425838	Nominal Dec [deg]
roll_nom	37.086518802573	Nominal Roll [deg]
revision	3	Processing version of data
ontime	1236.8553261161	Sum of GTIs [s]
livetime	1221.1935192319	Livetime [s]
ontime2	2040.6552587748	Sum of GTIs [s]
ontime3	2046.9730094671	Sum of GTIs [s]
ontime5	2047.0550894737	Sum of GTIs [s]
ontime6	2047.0140494704	Sum of GTIs [s]
ontime7	1236.8553261161	Sum of GTIs [s]
ontime8	2046.9319694936	Sum of GTIs [s]
l2events	367629	Number of level 2 events




2 OBI

2.1 OBI

2.1.1 Images



2.1.2 Bias



2.1.3 Parameters

obi_num	0	Obi number	sched_exp_time	2000.000000	[s] Scheduled observation exposure time
ascdsver	8.5.1.1	Processing system revision	ontime	1236.8553261161	Sum of GTIs [s]
caldbver	4.5.5	 	ontime2	2040.6552587748	Sum of GTIs [s]
date	2012-12-22T01:38:25	Date and time of file creation	ontime3	2046.9730094671	Sum of GTIs [s]
revision	3	Processing version of data	ontime5	2047.0550894737	Sum of GTIs [s]
			ontime6	2047.0140494704	Sum of GTIs [s]
			ontime7	1236.8553261161	Sum of GTIs [s]
			ontime8	2046.9319694936	Sum of GTIs [s]
			l1events	392822	Number of level 1 events

2.1.4 Events

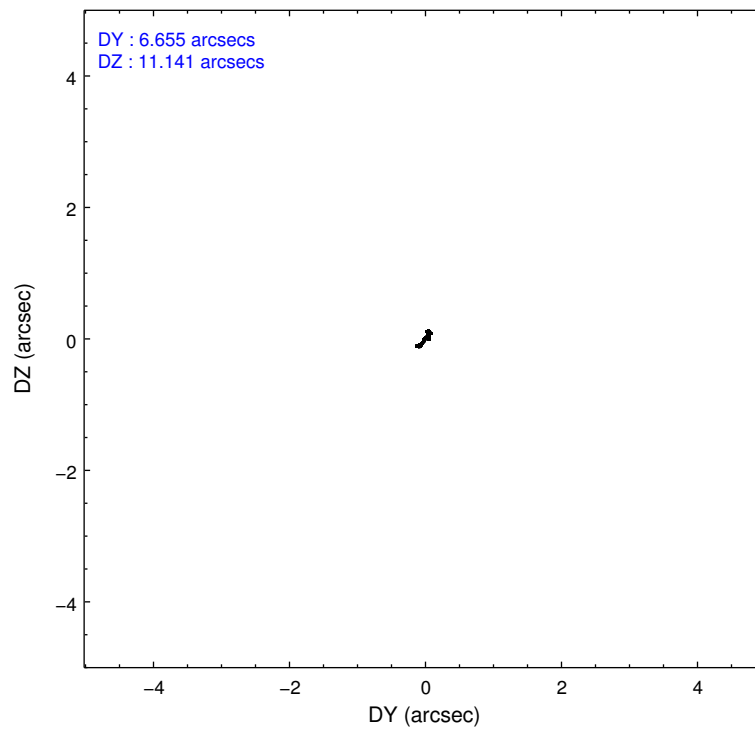
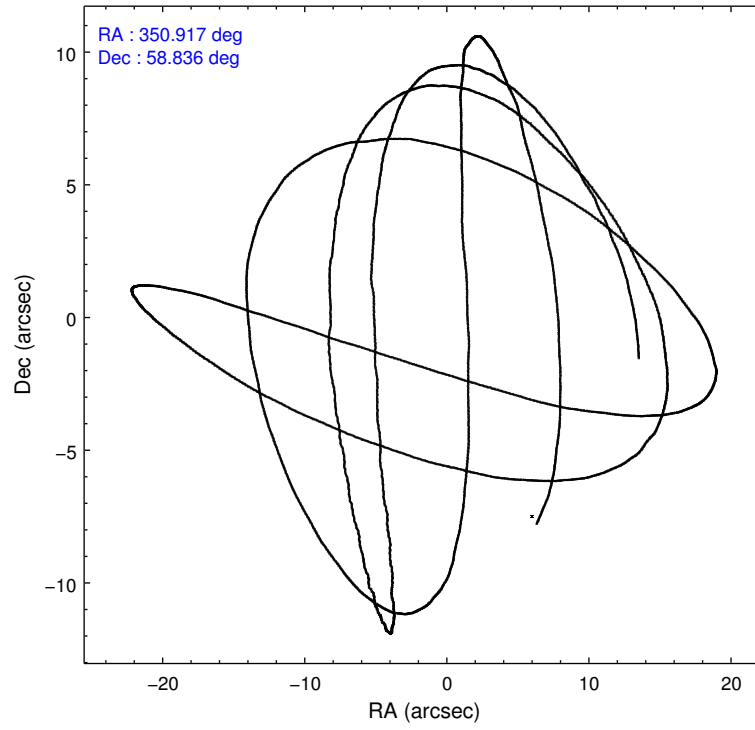
	ccd 2	ccd 3	ccd 5	ccd 6	ccd 7	ccd 8
level 1 events	0	0	0	0	392822	0
rejected events	0	0	0	0	21576	0
rejected %	0%	0%	0%	0%	5%	0%

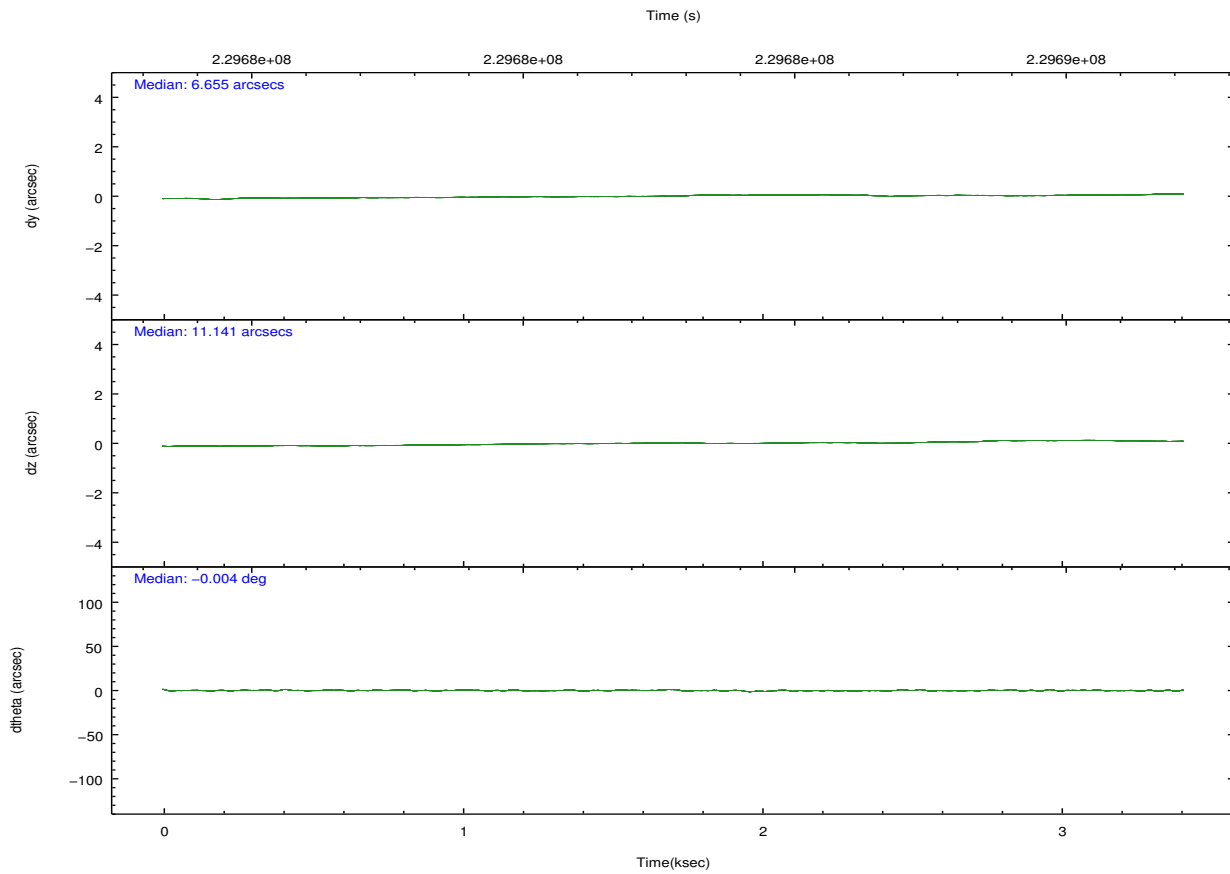
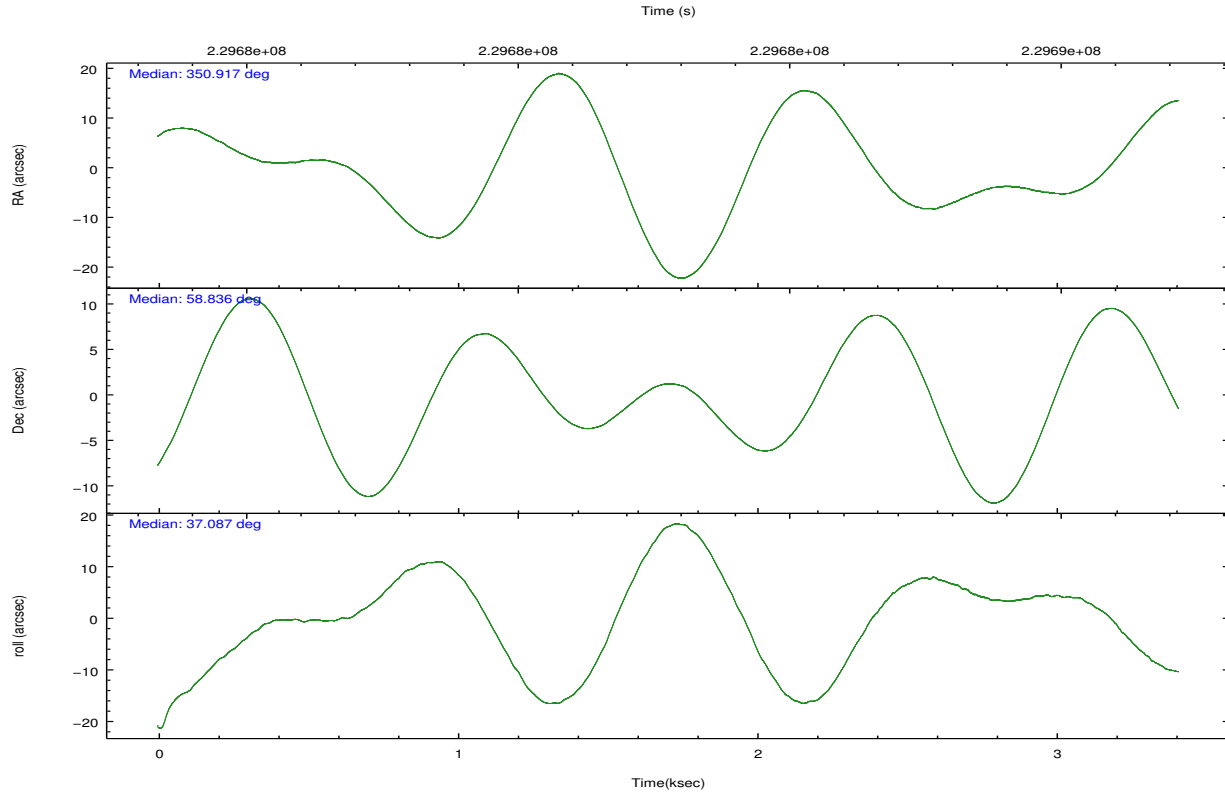
	ccd 2	ccd 3	ccd 5	ccd 6	ccd 7	ccd 8
grade 0 events	0	0	0	0	94652	0
	0%	0%	0%	0%	24%	0%
grade 1 events	0	0	0	0	1835	0
	0%	0%	0%	0%	0%	0%
grade 2 events	0	0	0	0	99915	0
	0%	0%	0%	0%	25%	0%
grade 3 events	0	0	0	0	43641	0
	0%	0%	0%	0%	11%	0%
grade 4 events	0	0	0	0	43482	0
	0%	0%	0%	0%	11%	0%
grade 5 events	0	0	0	0	7337	0
	0%	0%	0%	0%	1%	0%
grade 6 events	0	0	0	0	90599	0
	0%	0%	0%	0%	23%	0%
grade 7 events	0	0	0	0	11361	0
	0%	0%	0%	0%	2%	0%

2.2 Compared Parameters

Parameter	Planned	Actual	Parameter	Planned	Actual
Instrument	ACIS	ACIS	Obspar format version number	7	7
Detector	ACIS-235678	ACIS-235678	Obspar file type	PREDICTED	ACTUAL
Grating	NONE	NONE	Obspar update status	NONE	UPDATED
Data mode	FAINT	FAINT	Number of optional ACIS chips dropped	0	0
Observation mode	POINTING	POINTING	On-chip summing requested	N	N
[deg] Pointing RA	350.897293	350.9173053646427	Subarray requested	NONE	NONE
[deg] Pointing Dec	58.810737	58.83613542583763	Alternating exposures requested	N	N
[deg] Pointing Roll	36.947028	37.086518802573	[s] Primary exposure time	0.000000	3.2
[s] Window start time (MET)	223603264.184000	223603264.184000			
[s] Window stop time (MET)	233884864.184000	233884864.184000			
[mm] SIM focus pos	-0.684267	-0.6828225247311905			
[mm] SIM defocus	0	0.001444936568705701			
[mm] SIM translation stage pos	-190.132523	-190.1425803651734			
[mm] SIM translation stage offset	0	0.01005778216563158			
[s] Observation start time (MET)	229684253.184000	229682632.14589			
Observation start date	2005-04-12T09:09:49	2005-04-12T08:43:52			
[s] Observation end time (MET)	229686253.184000	229686446.68356			
Observation end date	2005-04-12T09:43:09	2005-04-12T09:47:26			
Read mode	TIMED	TIMED			

2.3 Aspect





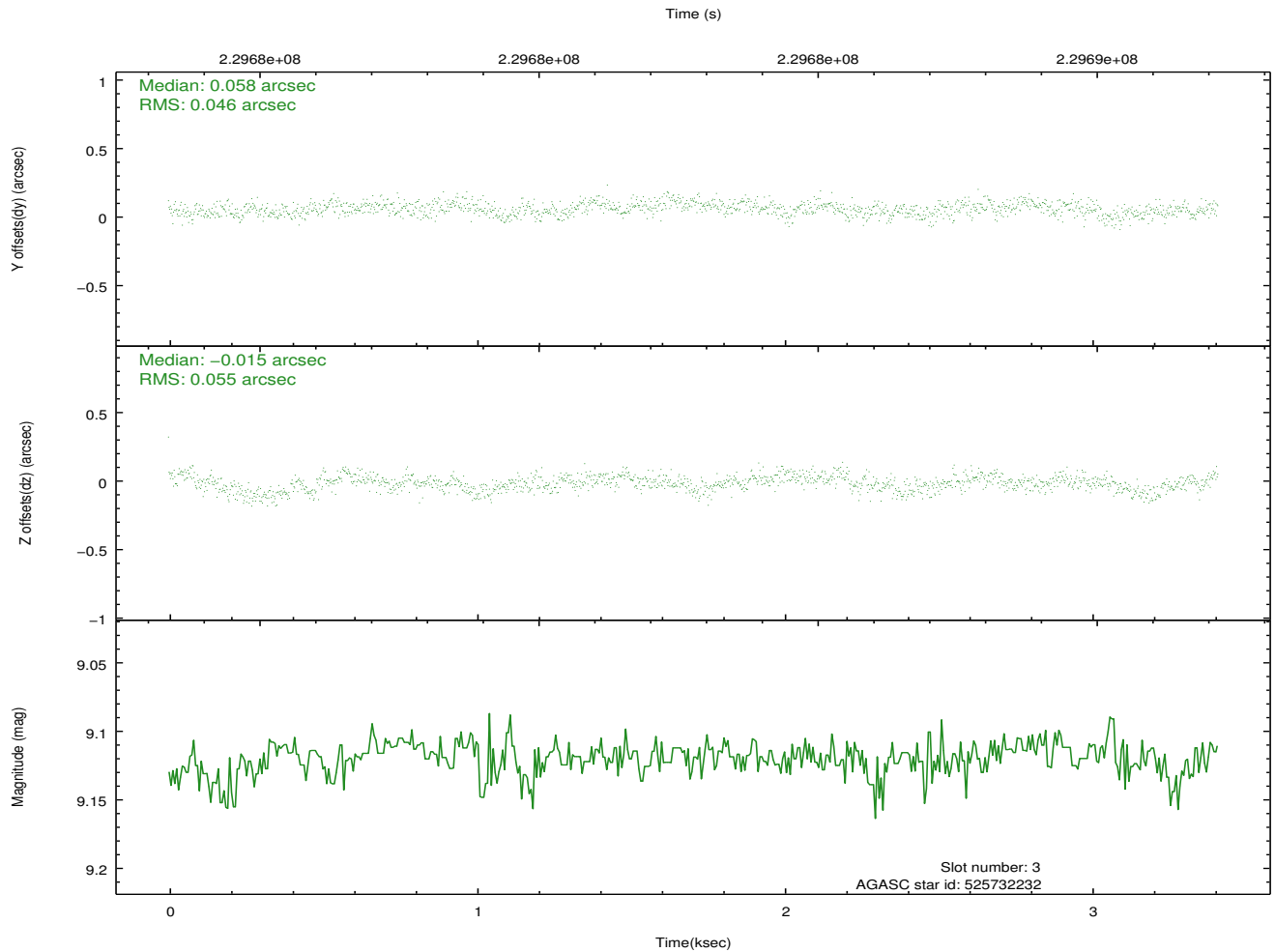
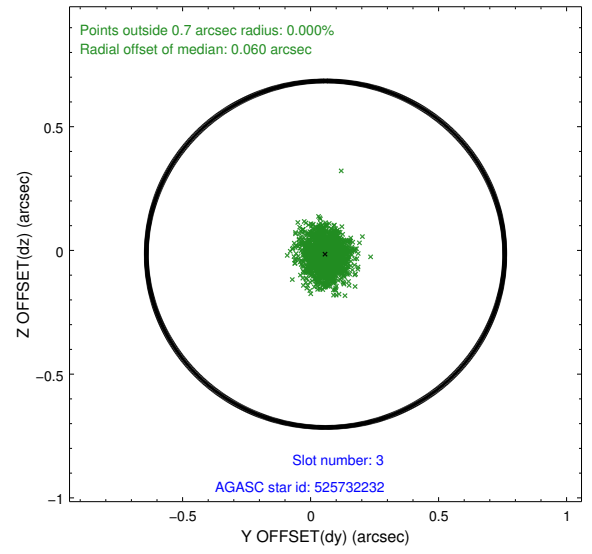
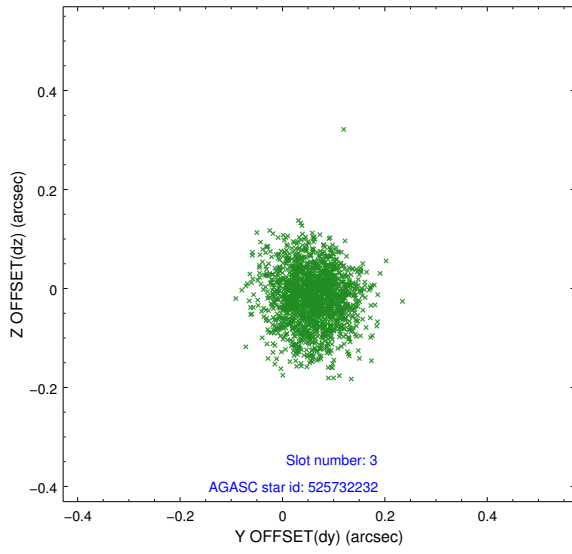
Slot Statistics

slot	status	id	mag	n_pts	med_dy	med_dz	dr1	dr2	ra	dec	mean_y	mean_z
0	FID	ACIS-S-2	7.10	832	-0.057	-0.041	0.006	0.011	0.000000	0.000000	-759.44	-1732.41
1	FID	ACIS-S-4	7.20	832	0.059	0.023	0.007	0.011	0.000000	0.000000	2153.10	174.23
2	FID	ACIS-S-6	7.35	832	-0.030	0.025	0.007	0.011	0.000000	0.000000	404.95	813.73
3	GUIDE	525732232	9.12	1664	0.058	-0.015	0.078	0.124	351.669550	58.757012	1040.91	-1015.64
4	GUIDE	525732488	8.41	1663	0.035	-0.061	0.061	0.095	350.087090	58.516915	-1847.32	76.78
5	GUIDE	525732528	9.38	1665	-0.006	0.033	0.090	0.148	351.607241	59.298932	2101.79	625.79
6	GUIDE	525735456	6.72	1665	-0.171	-0.166	0.053	0.086	350.628183	59.307249	680.38	1726.67
7	GUIDE	525735976	8.75	1663	0.089	0.208	0.083	0.128	350.142956	58.277622	-2289.93	-668.03

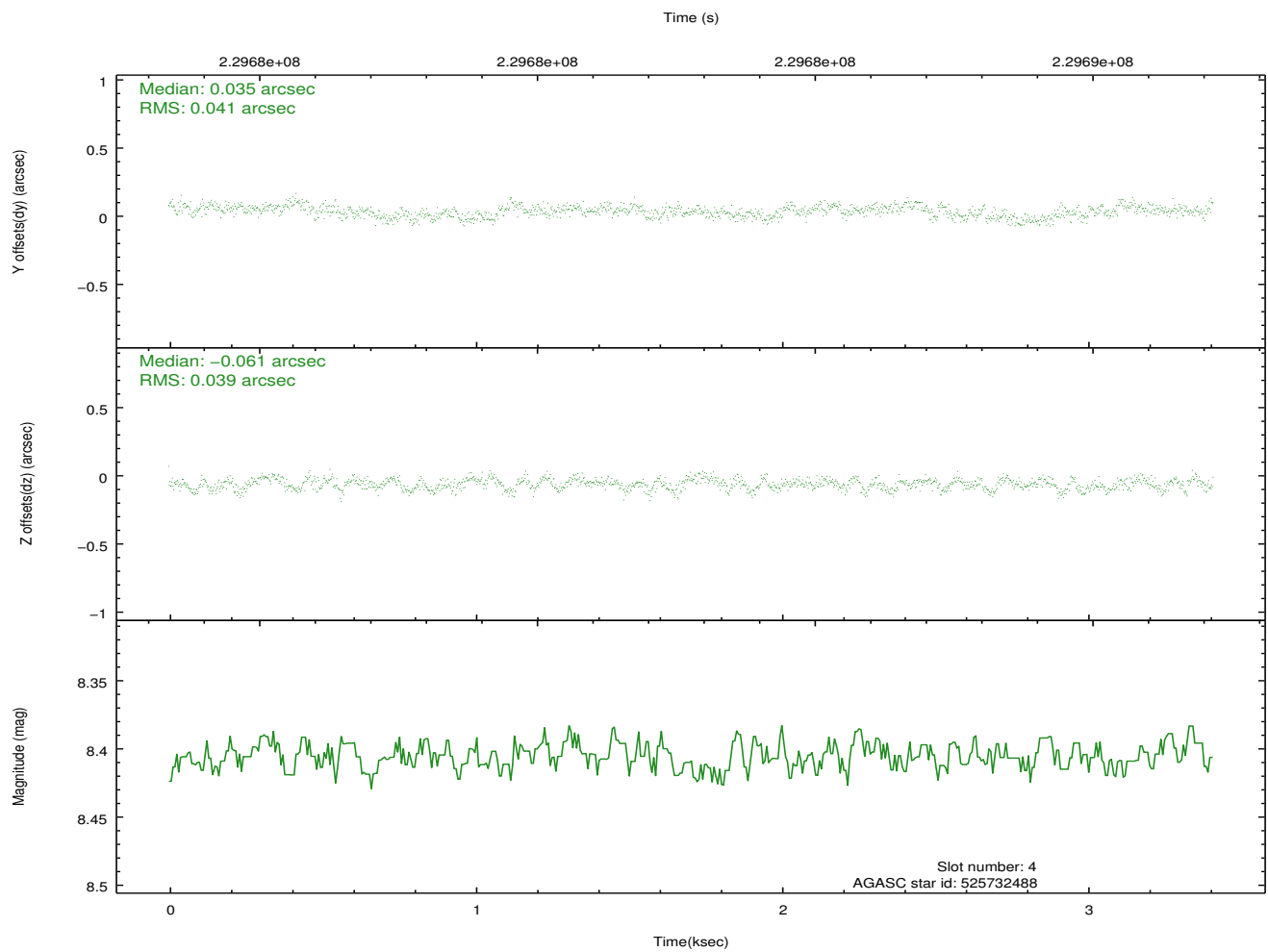
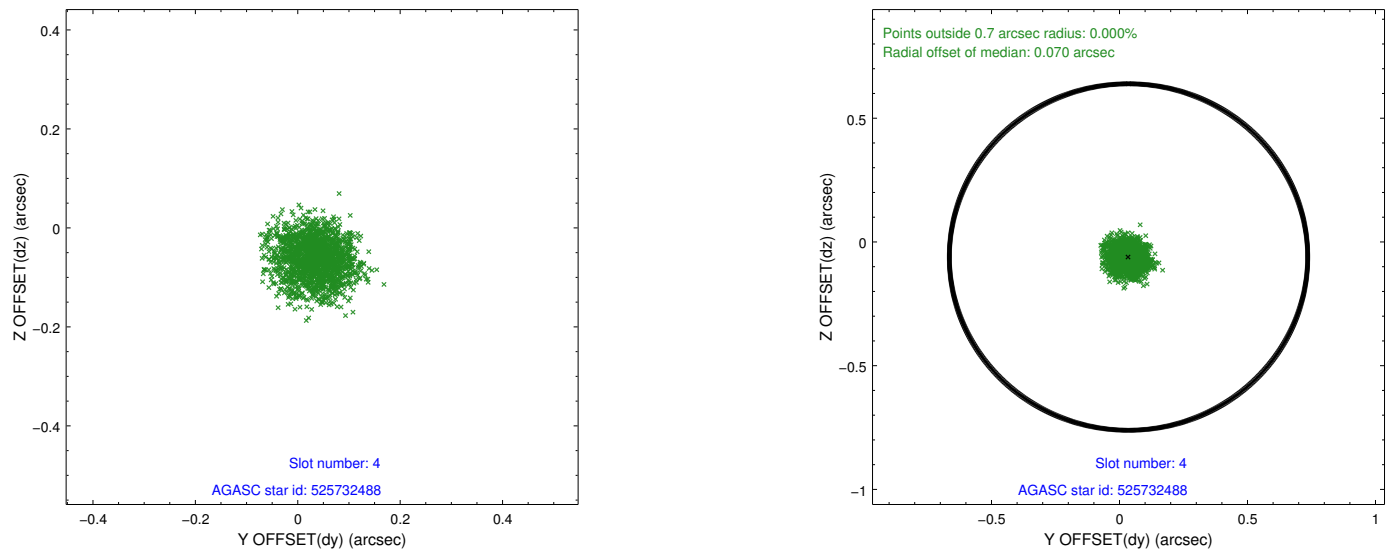
∞

2.4 Star Slots

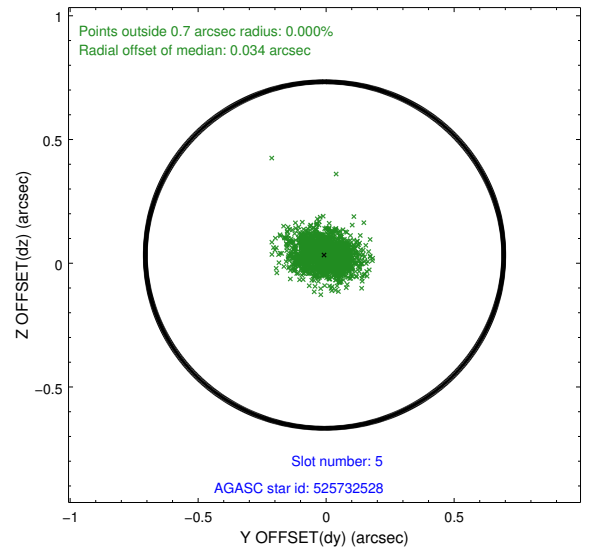
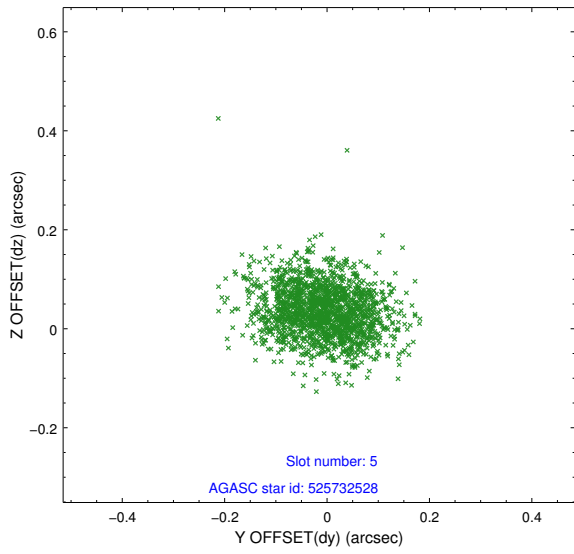
2.4.1 Slot 3



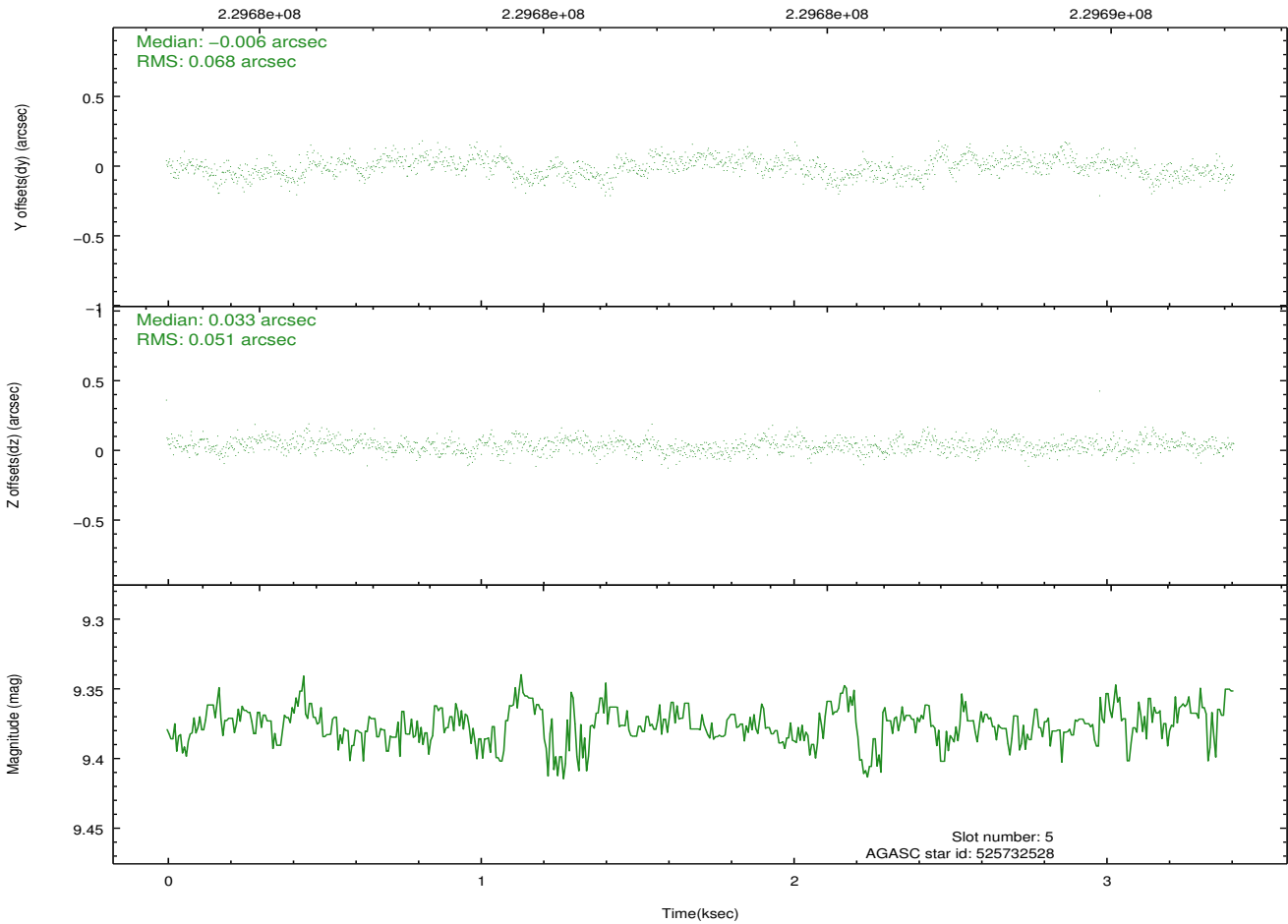
2.4.2 Slot 4



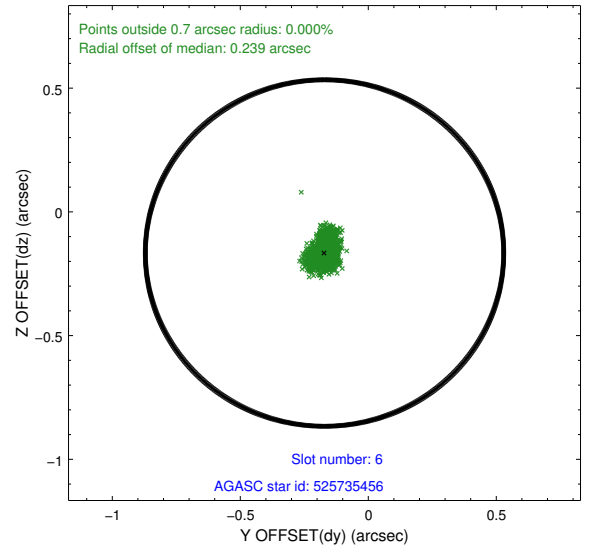
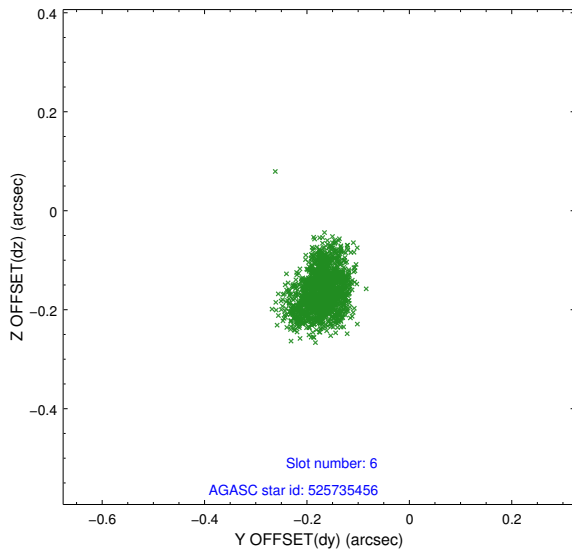
2.4.3 Slot 5



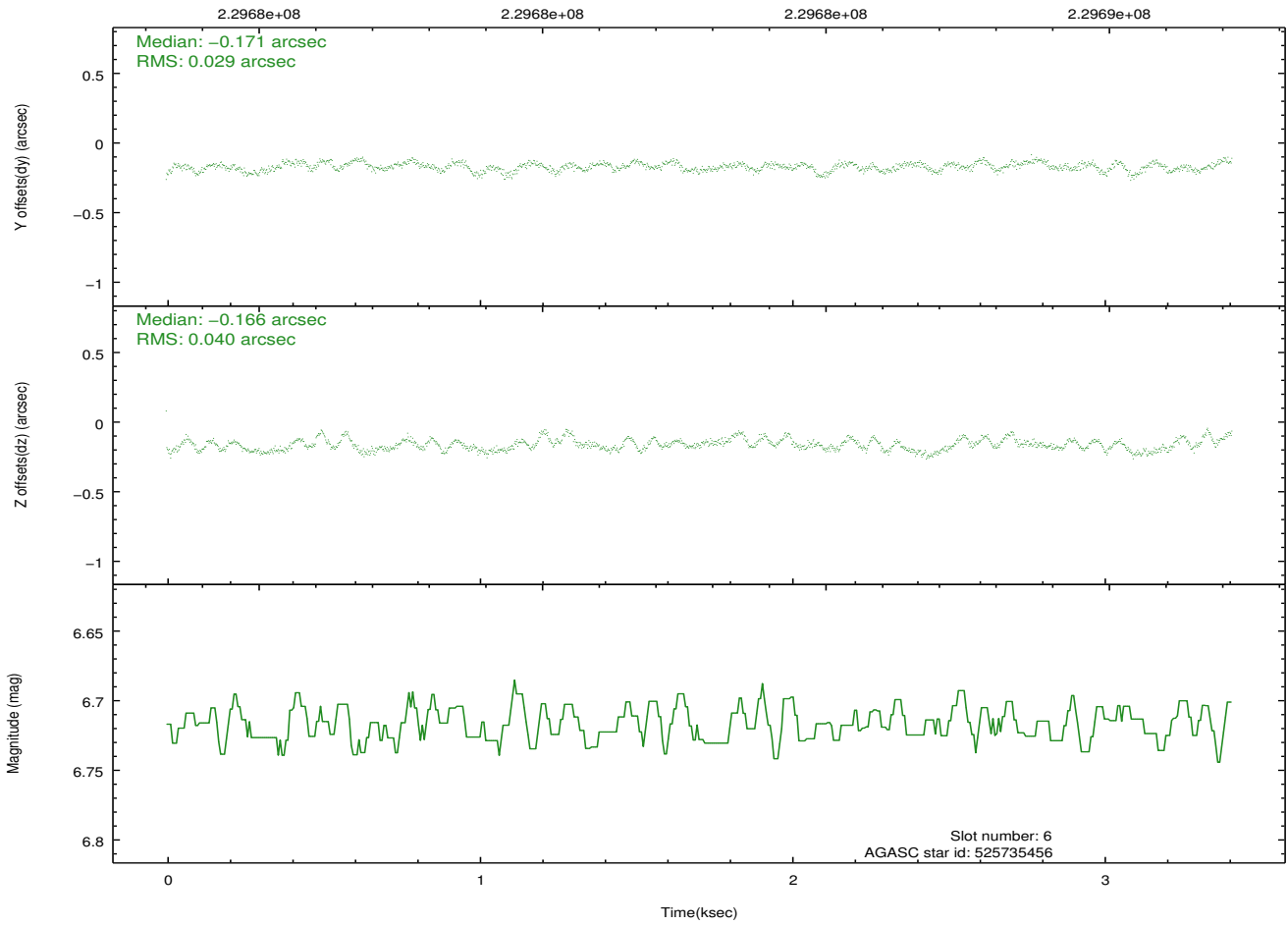
Time (s)



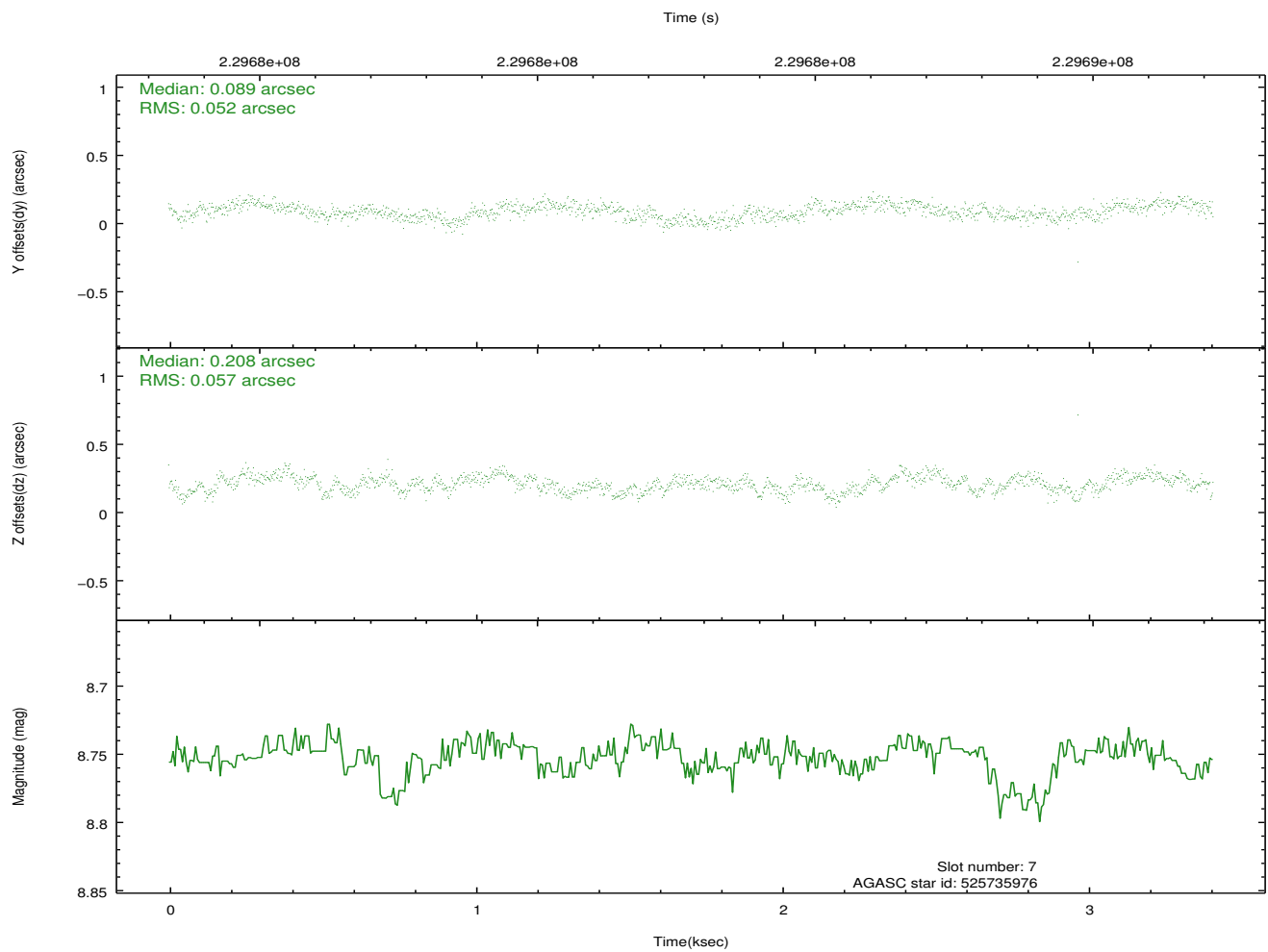
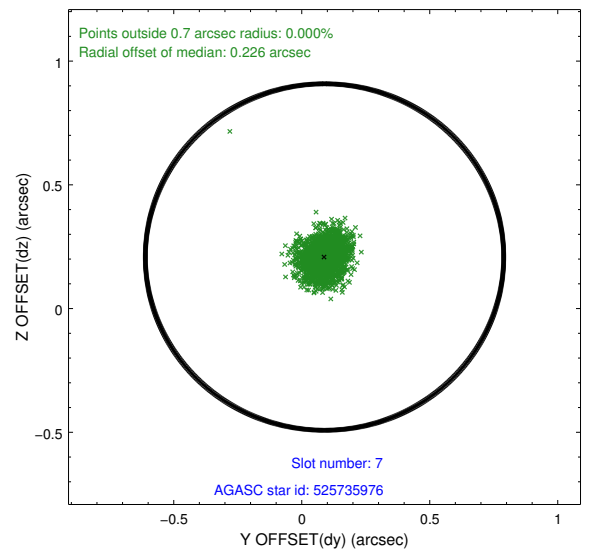
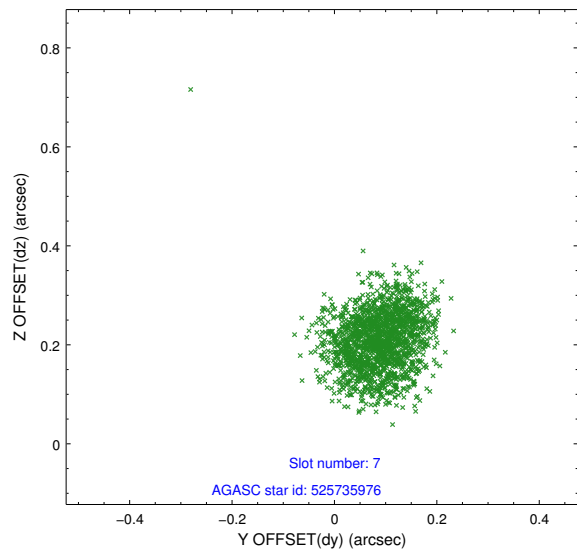
2.4.4 Slot 6



Time (s)

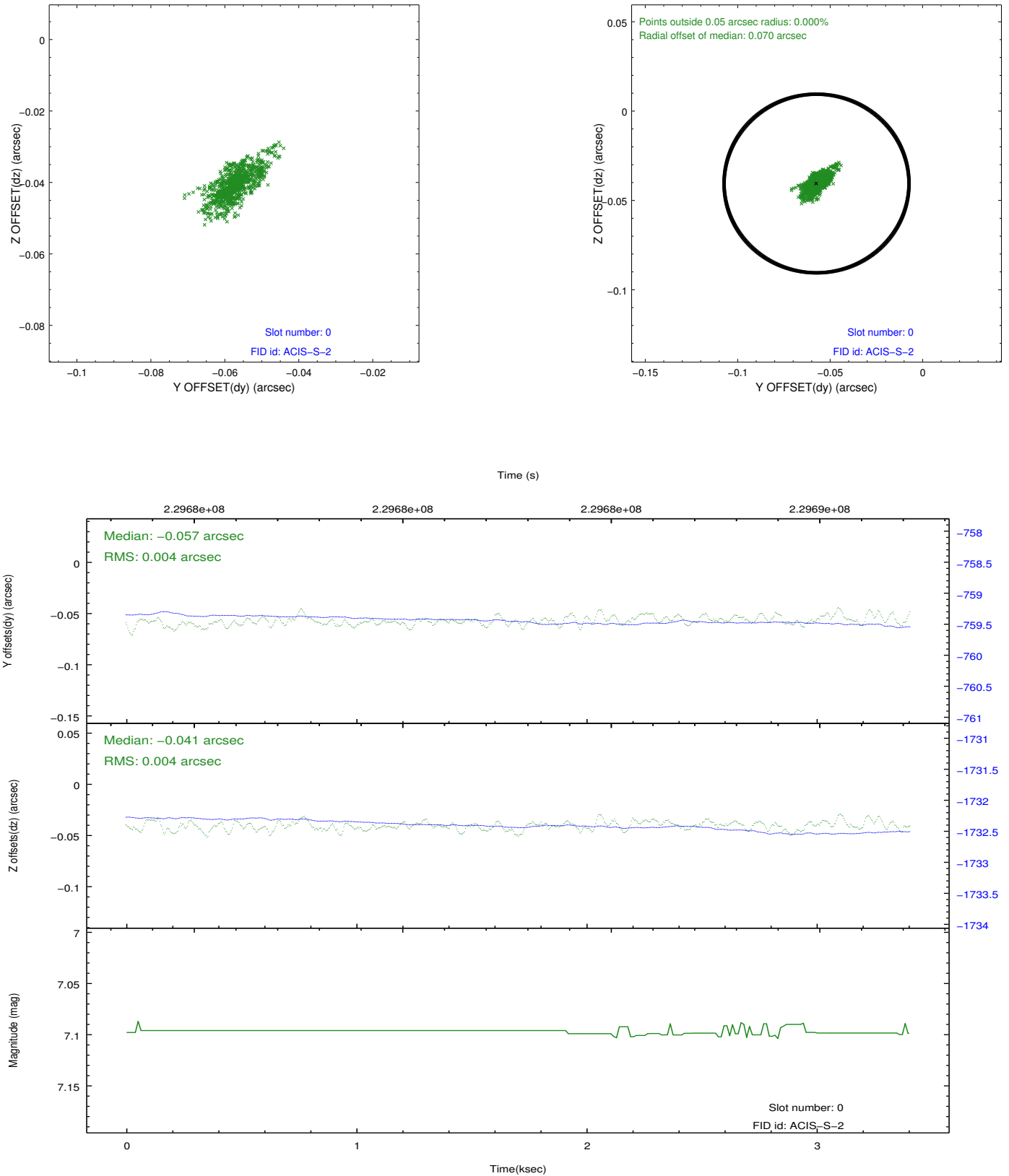


2.4.5 Slot 7

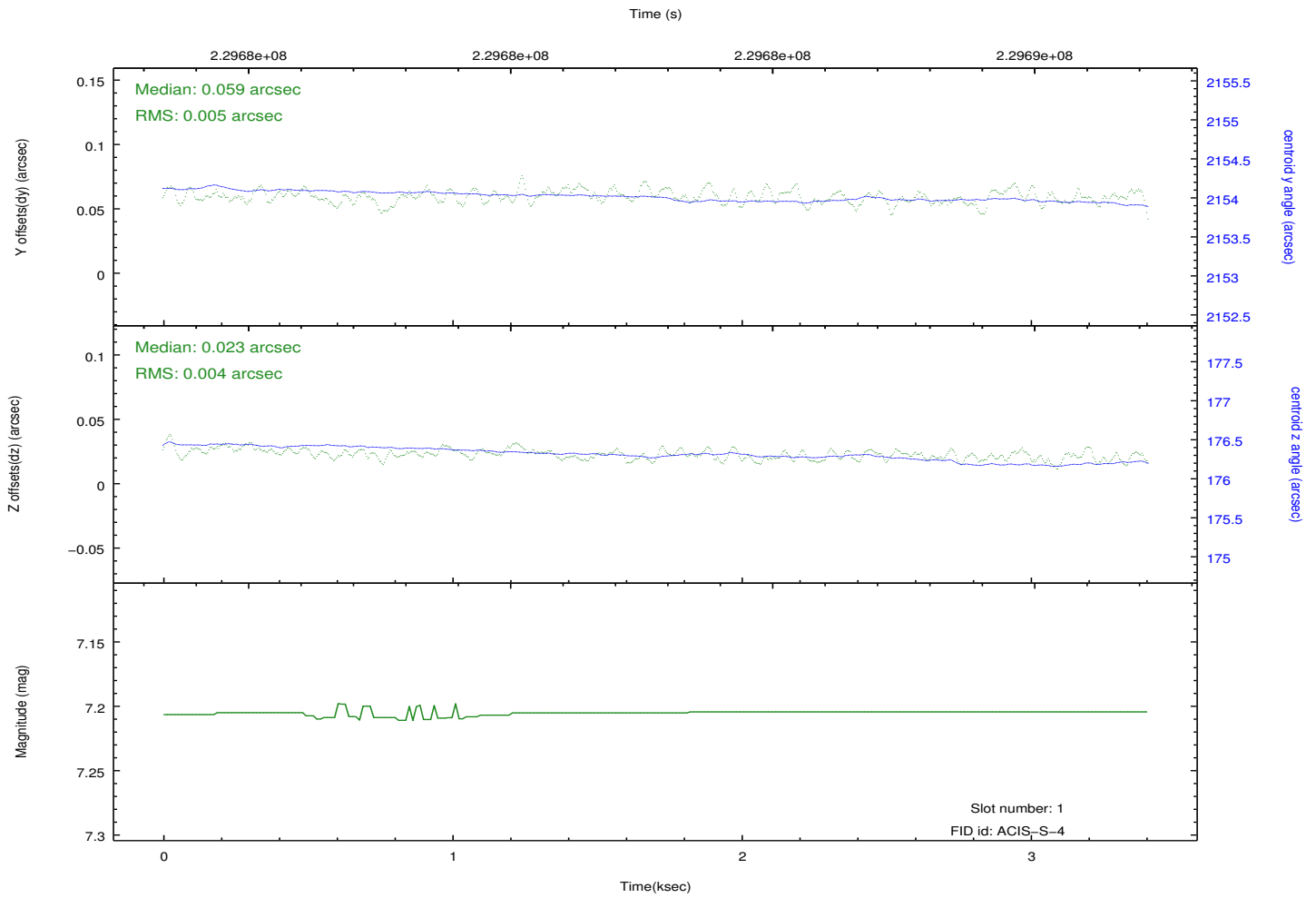
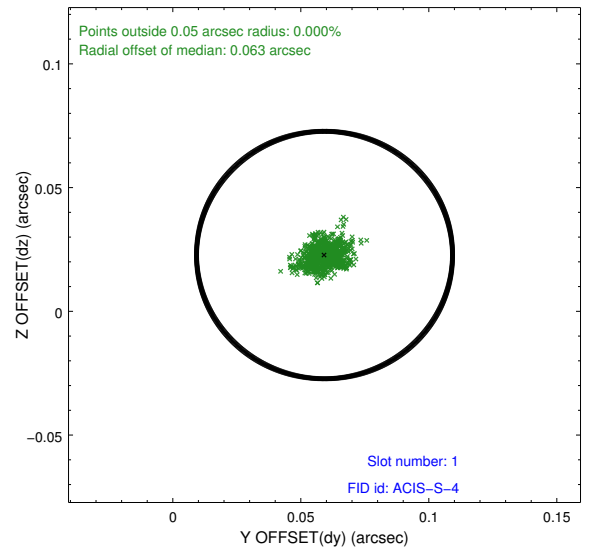
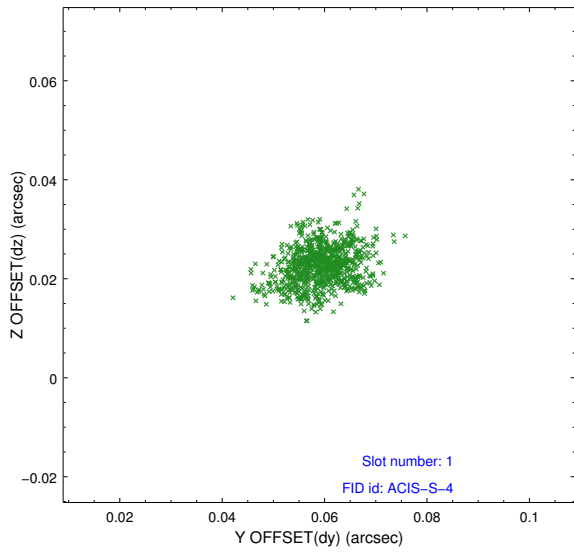


2.5 FID Slots

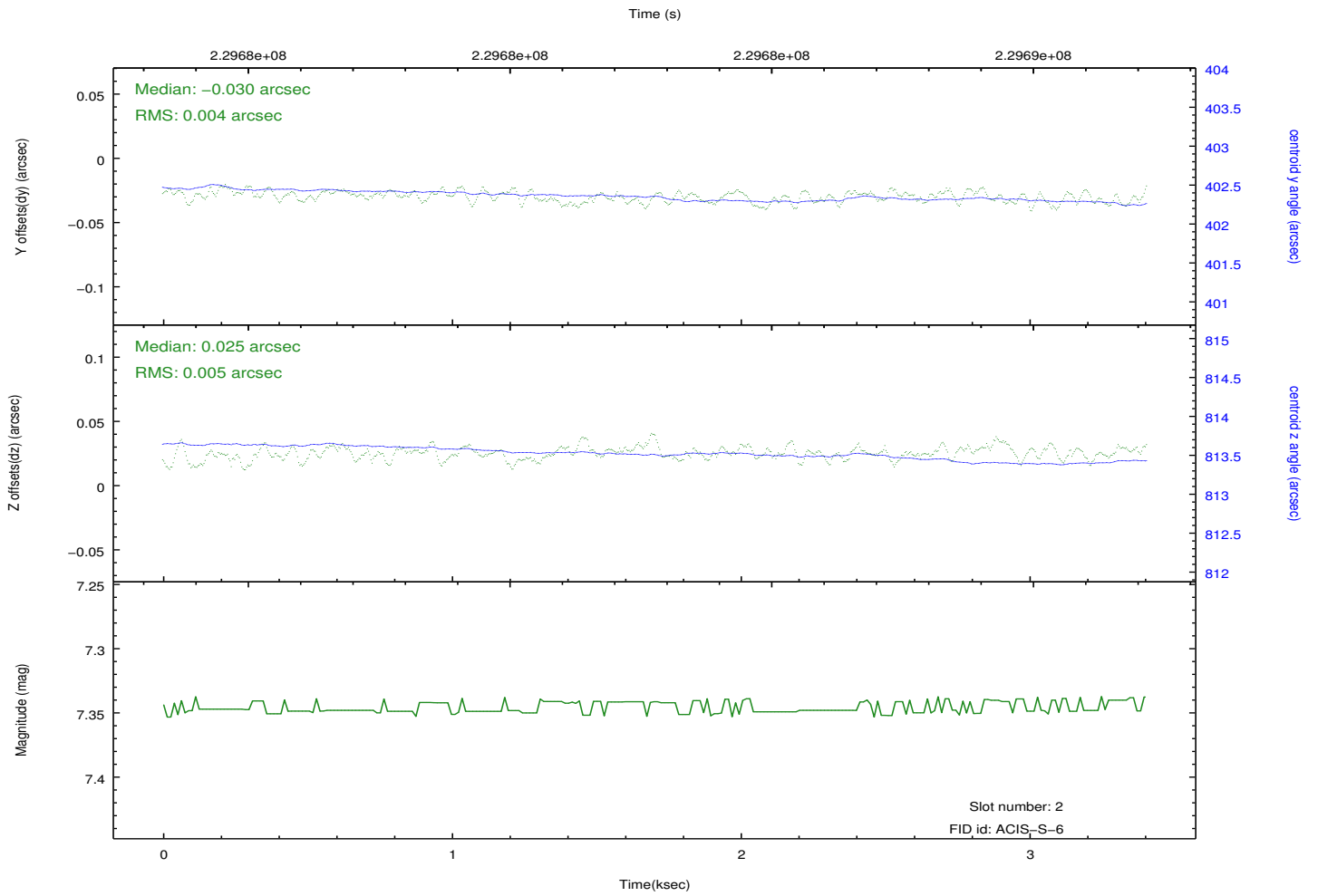
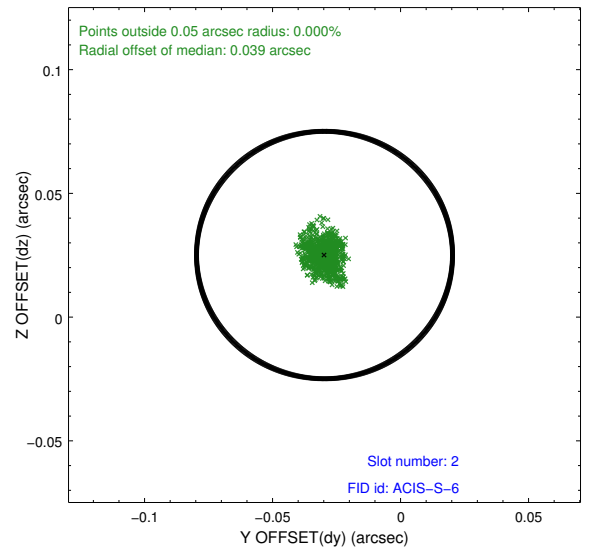
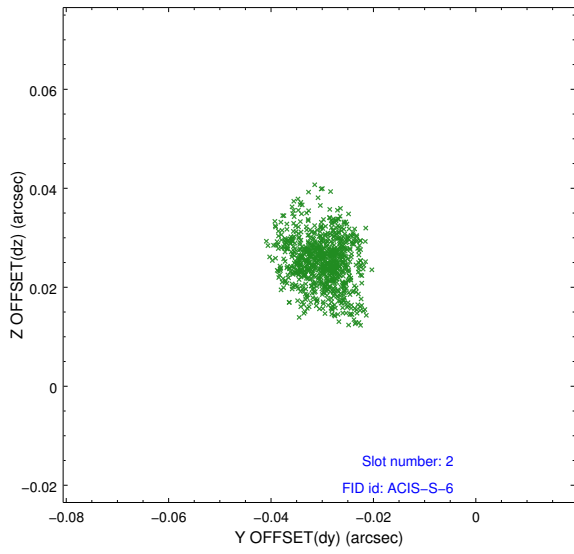
2.5.1 Slot 0



2.5.2 Slot 1



2.5.3 Slot 2



A Summary

A.1 Status

V&V Scientist	Jen Lauer
V&V Date (YYYY-MM-DD)	2013.01.15
V&V Edition	1
V&V Disposition and Status	OK
V&V Charge Time	1.237759

A.2 Comments

Window constraint met.