

# V&V Reference Report

## L2 ASCDS Version : 8.5.1.1

Observation 15031 - L2 Version 2  
Chandra X-Ray Center


L2 Processing Date : Nov 30 2014

## Contents

<b>1</b>	<b>Front</b>	<b>2</b>
<b>2</b>	<b>OBI</b>	<b>3</b>
2.1	OBI . . . . .	3
2.1.1	Images . . . . .	3
2.1.2	Bias . . . . .	3
2.1.3	Parameters . . . . .	4
2.1.4	Events . . . . .	4
2.2	Compared Parameters . . . . .	5
2.3	Aspect . . . . .	6
2.4	Star Slots . . . . .	9
2.4.1	Slot 3 . . . . .	9
2.4.2	Slot 4 . . . . .	10
2.4.3	Slot 5 . . . . .	11
2.4.4	Slot 6 . . . . .	12
2.4.5	Slot 7 . . . . .	13
2.5	FID Slots . . . . .	14
2.5.1	Slot 0 . . . . .	14
2.5.2	Slot 1 . . . . .	15
2.5.3	Slot 2 . . . . .	16
<b>A</b>	<b>Summary</b>	<b>17</b>
A.1	Status . . . . .	17
A.2	Comments . . . . .	17

# 1 Front


seq_num	702838	Sequence number
obs_id	15031	Observation id
title	Are Double-Peaked Optical Emission Lines Reliable Indicators of Dual AGNs?	Proposal title
observer	Dr. Claire Max	Principal investigator
object	SDSS J094032.25+311328.6	Source name
dtcycle	0	&#160
cycle	P	events from which exps? Prim/Second/Both
ra_targ	145.134583	Observer's specified target RA [deg]
dec_targ	31.224722	Observer's specified target Dec [deg]
ra_nom	145.13121511989	Nominal RA [deg]
dec_nom	31.225762581026	Nominal Dec [deg]
roll_nom	102.51084895568	Nominal Roll [deg]
revision	2	Processing version of data
ontime	20068.201817334	Sum of GTIs [s]
livetime	19805.995986595	Livetime [s]
ontime2	20068.03765732	Sum of GTIs [s]
ontime3	20068.119737327	Sum of GTIs [s]
ontime6	20061.87877667	Sum of GTIs [s]
ontime7	20068.201817334	Sum of GTIs [s]
ontime8	20064.937667072	Sum of GTIs [s]
l2events	110262	Number of level 2 events




## 2 OBI

### 2.1 OBI

#### 2.1.1 Images



#### 2.1.2 Bias



### 2.1.3 Parameters

obi_num	0	Obi number	sched_exp_time	20000.000000	[s] Scheduled observation exposure time
ascdsver	10.3	Processing system revision	ontime	20068.201817334	Sum of GTIs [s]
caldbver	4.6.4	&#160	ontime2	20068.03765732	Sum of GTIs [s]
date	2014-12-01T02:21:18	Date and time of file creation	ontime3	20068.119737327	Sum of GTIs [s]
revision	2	Processing version of data	ontime6	20061.87877667	Sum of GTIs [s]
			ontime7	20068.201817334	Sum of GTIs [s]
			ontime8	20064.937667072	Sum of GTIs [s]
			l1events	618451	Number of level 1 events

### 2.1.4 Events

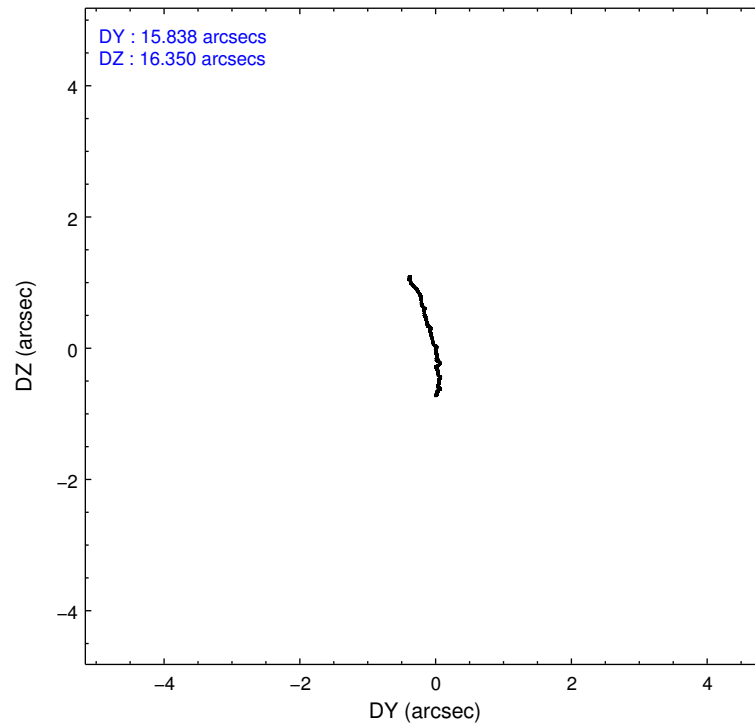
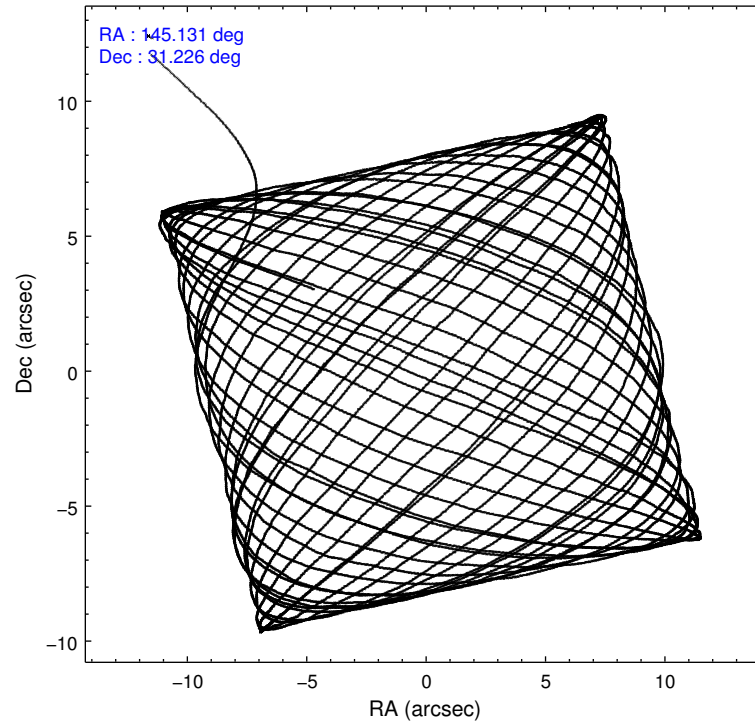
	ccd 2	ccd 3	ccd 6	ccd 7	ccd 8
level 1 events	106336	104618	112587	148317	146593
rejected events	93826	92554	99062	83080	107387
rejected %	88%	88%	87%	56%	73%

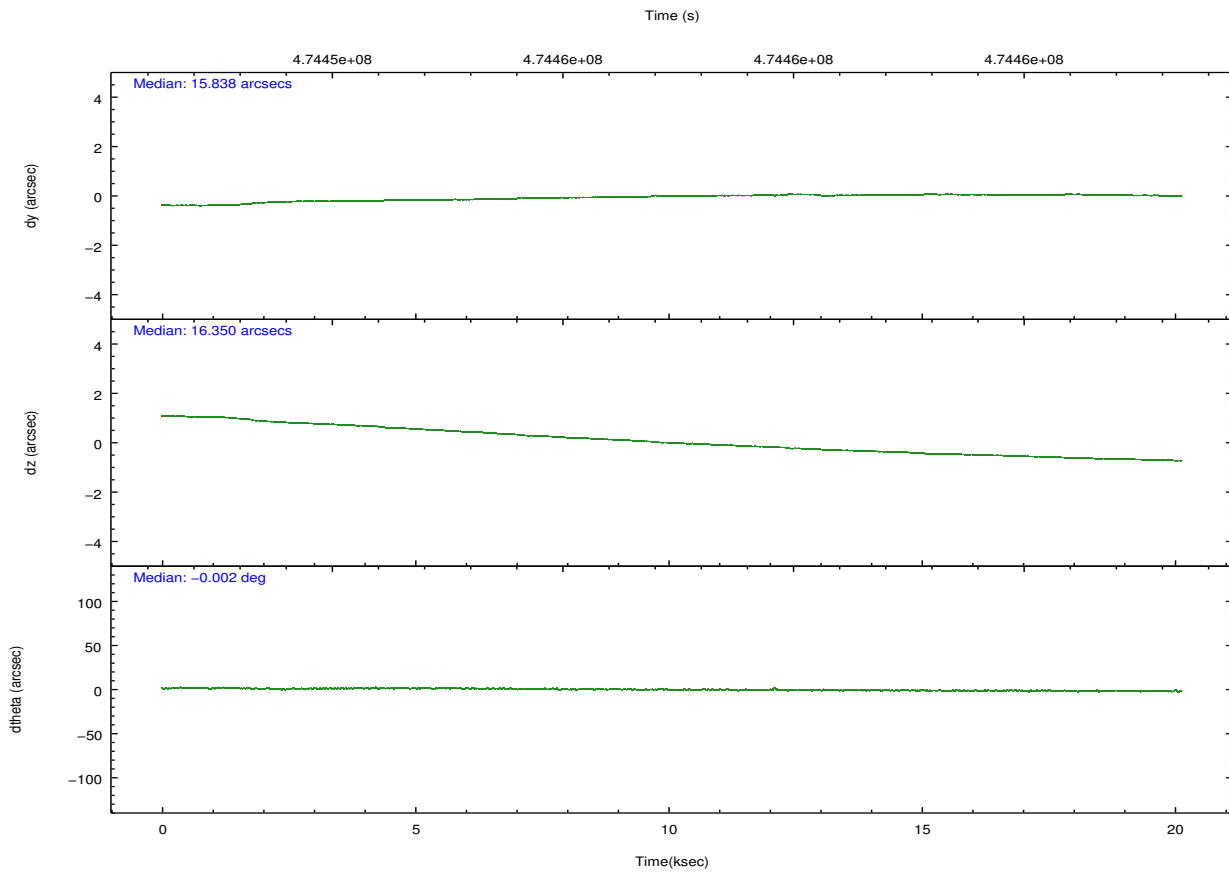
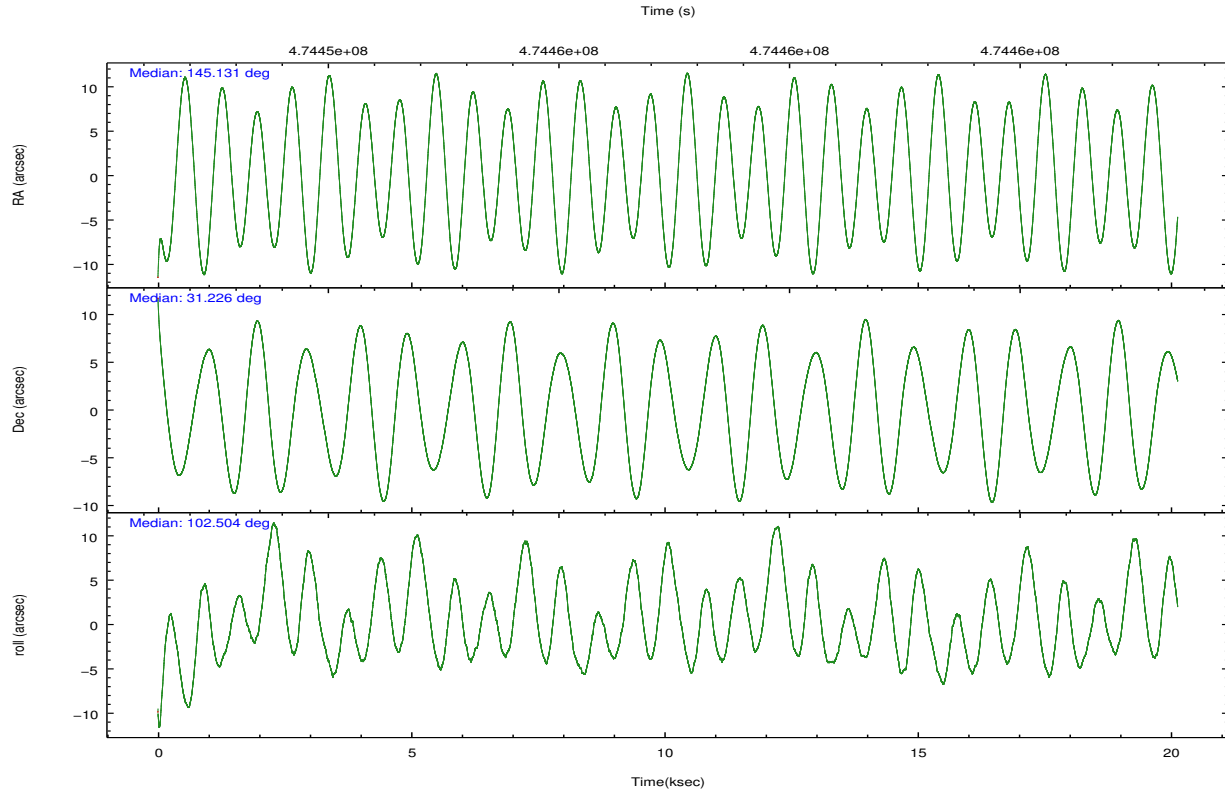
	ccd 2	ccd 3	ccd 6	ccd 7	ccd 8
grade 0 events	4429	4351	4592	5713	11327
	4%	4%	4%	3%	7%
grade 1 events	54	50	60	173	118
	0%	0%	0%	0%	0%
grade 2 events	3032	2652	3184	13341	9368
	2%	2%	2%	8%	6%
grade 3 events	1287	1300	1327	5695	3930
	1%	1%	1%	3%	2%
grade 4 events	1333	1254	1361	5591	3822
	1%	1%	1%	3%	2%
grade 5 events	4716	5740	5741	15584	8377
	4%	5%	5%	10%	5%
grade 6 events	2433	2510	3065	34924	10760
	2%	2%	2%	23%	7%
grade 7 events	89052	86761	93257	67296	98891
	83%	82%	82%	45%	67%

## 2.2 Compared Parameters

Parameter	Planned	Actual	Parameter	Planned	Actual
Instrument	ACIS	ACIS	Obspar format version number	7	7
Detector	ACIS-23678	ACIS-23678	Obspar file type	PREDICTED	ACTUAL
Grating	NONE	NONE	Obspar update status	NONE	UPDATED
Data mode	VFAINT	VFAINT	CCD I0 on	N	N
Observation mode	POINTING	POINTING	CCD I1 on	N	N
[deg] Pointing RA	145.153172	145.1312151198908	CCD I2 on	O2	Y
[deg] Pointing Dec	31.205853	31.22576258102568	CCD I3 on	O3	Y
[deg] Pointing Roll	102.342835	102.5108489556828	CCD S0 on	N	N
[mm] SIM focus pos	-0.684267	-0.6828225247311905	CCD S1 on	N	N
[mm] SIM defocus	0	0.001444936568705701	CCD S2 on	O4	Y
[mm] SIM translation stage pos	-190.132523	-190.1400660498719	CCD S3 on	Y	Y
[mm] SIM translation stage offset	0	0.00754346686406393	CCD S4 on	O1	Y
[s] Observation start time (MET)	474447417.184000	474446295.66096	CCD S5 on	N	N
Observation start date	2013-01-13T06:55:50	2013-01-13T06:38:15	Number of optional ACIS chips dropped	0	0
[s] Observation end time (MET)	474467417.184000	474468045.64963	On-chip summing requested	N	N
Observation end date	2013-01-13T12:29:10	2013-01-13T12:40:45	Subarray requested	NONE	NONE
Read mode	TIMED	TIMED	Alternating exposures requested	N	N
			[s] Primary exposure time	0.000000	3.1

## 2.3 Aspect





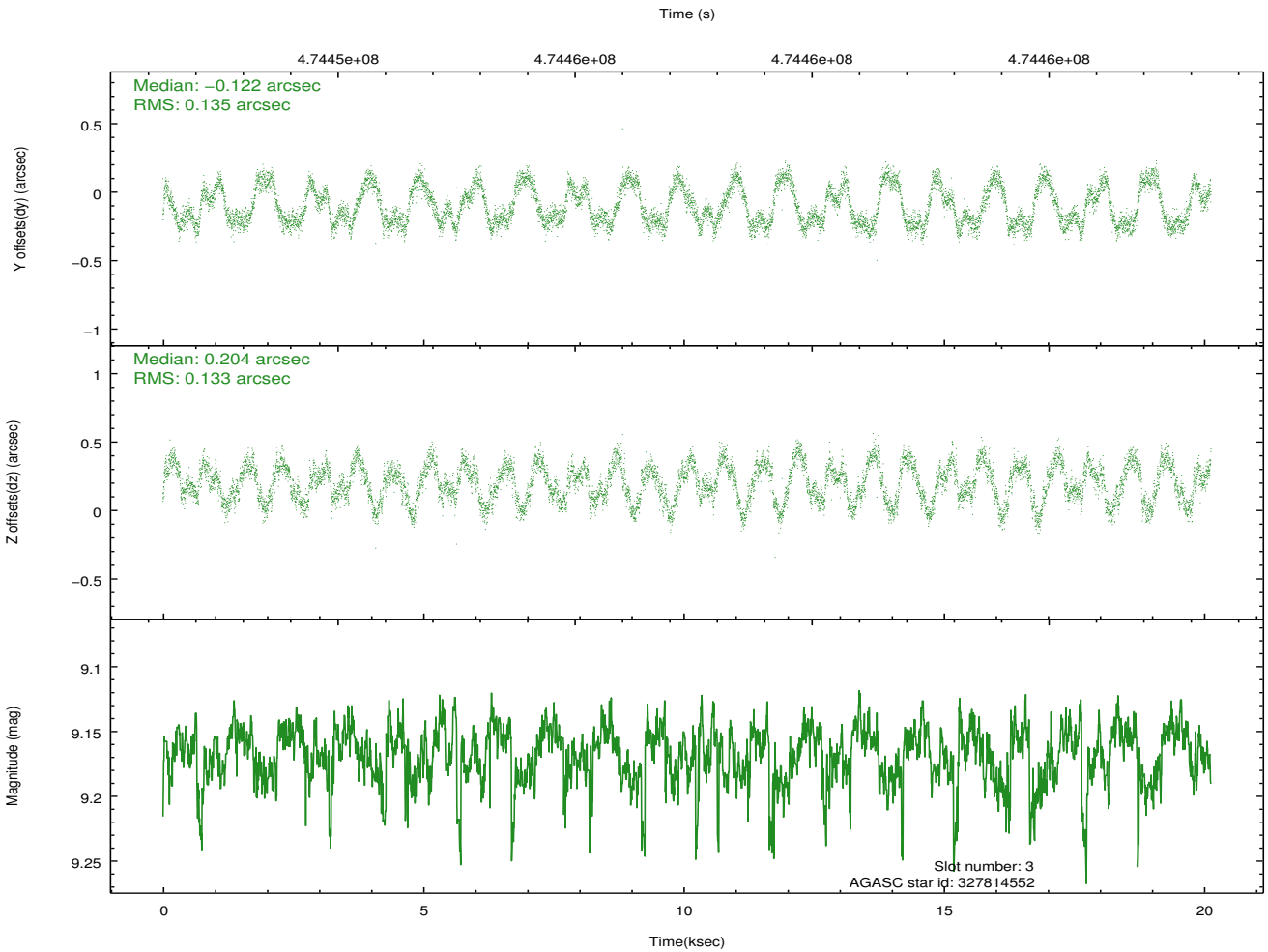
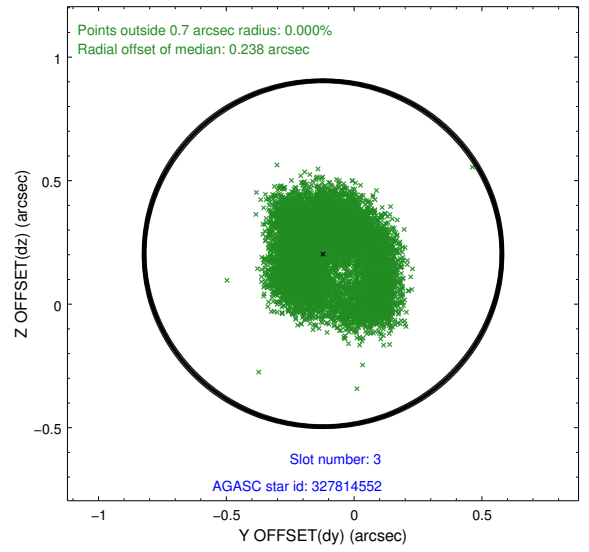
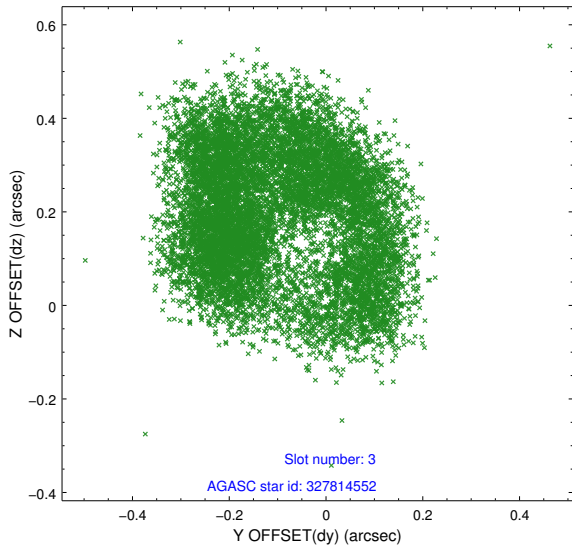
### Slot Statistics

slot	status	used	id	mag	n_pts	med_dy	med_dz	dr1	dr2	ra	dec	mean_y	mean_z
0	FID		ACIS-S-2	6.94	4912	-0.113	-0.068	0.008	0.015	0.000000	0.000000	-768.92	-1737.89
1	FID		ACIS-S-4	7.03	4912	0.151	0.052	0.008	0.014	0.000000	0.000000	2144.59	170.43
2	FID		ACIS-S-6	7.15	4911	-0.066	0.023	0.008	0.015	0.000000	0.000000	393.42	808.06
3	GUIDE	used	327814552	9.17	9817	-0.122	0.204	0.207	0.303	145.822744	31.473280	507.61	-2214.75
4	GUIDE	used	327815112	8.73	9811	0.166	-0.271	0.093	0.156	144.648802	30.761471	-1225.65	1865.40
5	GUIDE	used	327815568	9.43	9807	-0.155	0.093	0.136	0.212	145.770601	31.620687	1059.94	-2168.86
6	GUIDE	used	327816488	8.32	9820	-0.082	0.124	0.083	0.126	145.171481	31.594713	1355.95	-353.79
7	GUIDE	used	327819592	9.50	9812	0.170	-0.135	0.146	0.231	145.212589	30.742324	-1668.48	177.27

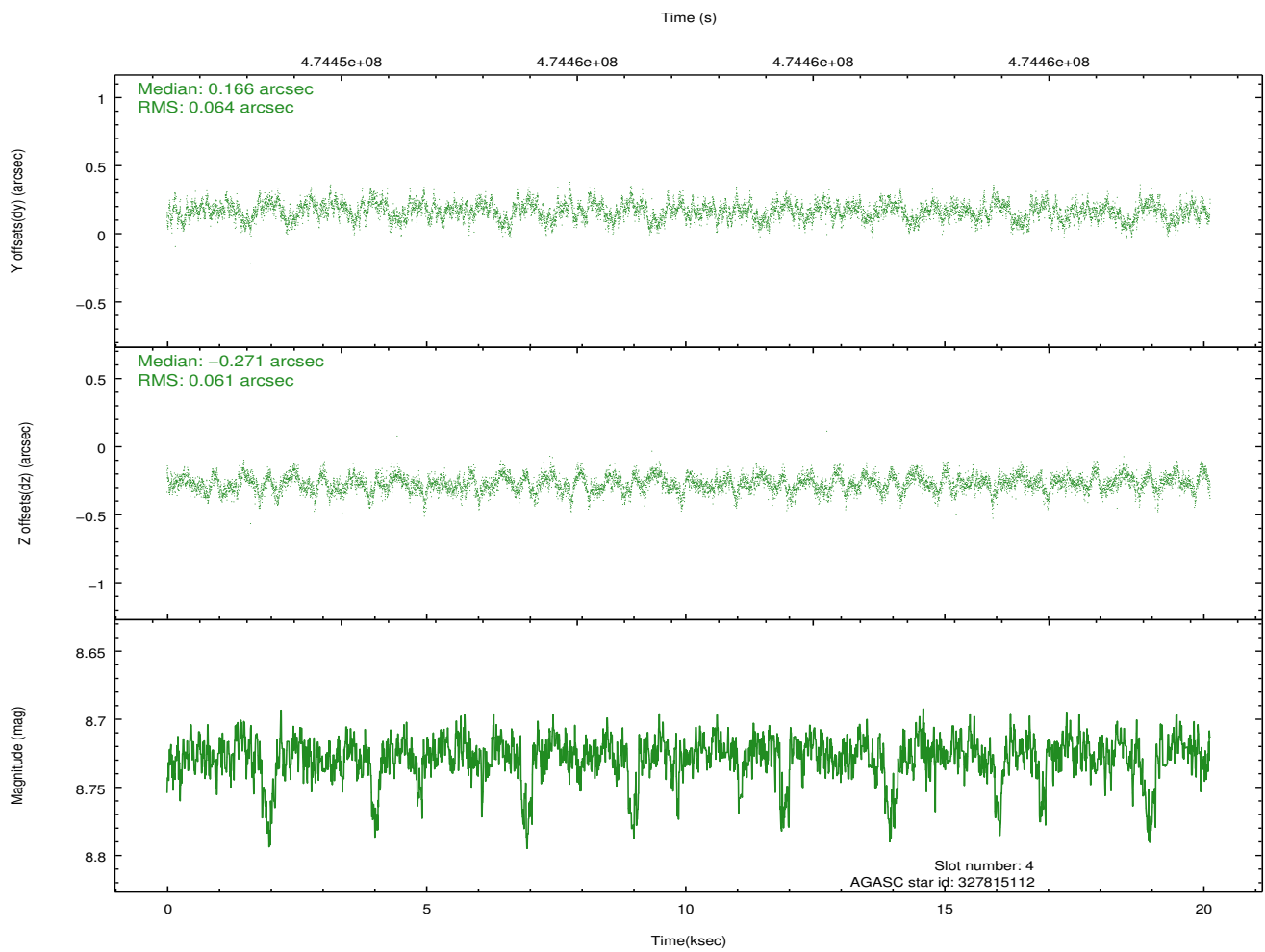
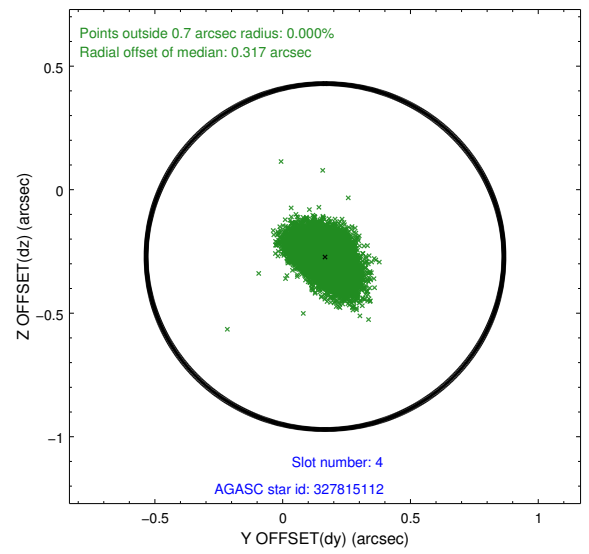
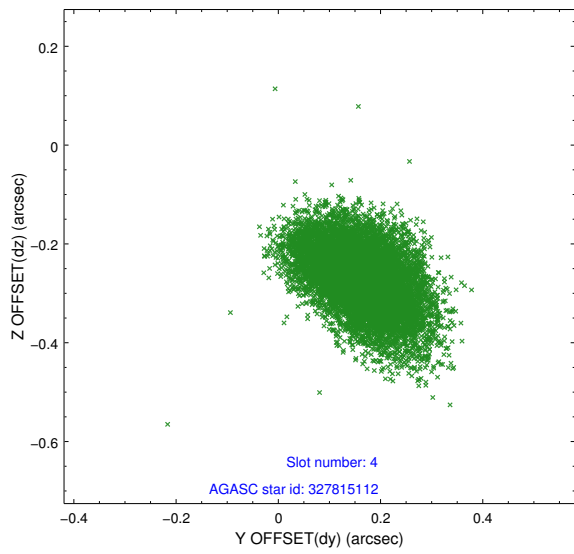
∞

## 2.4 Star Slots

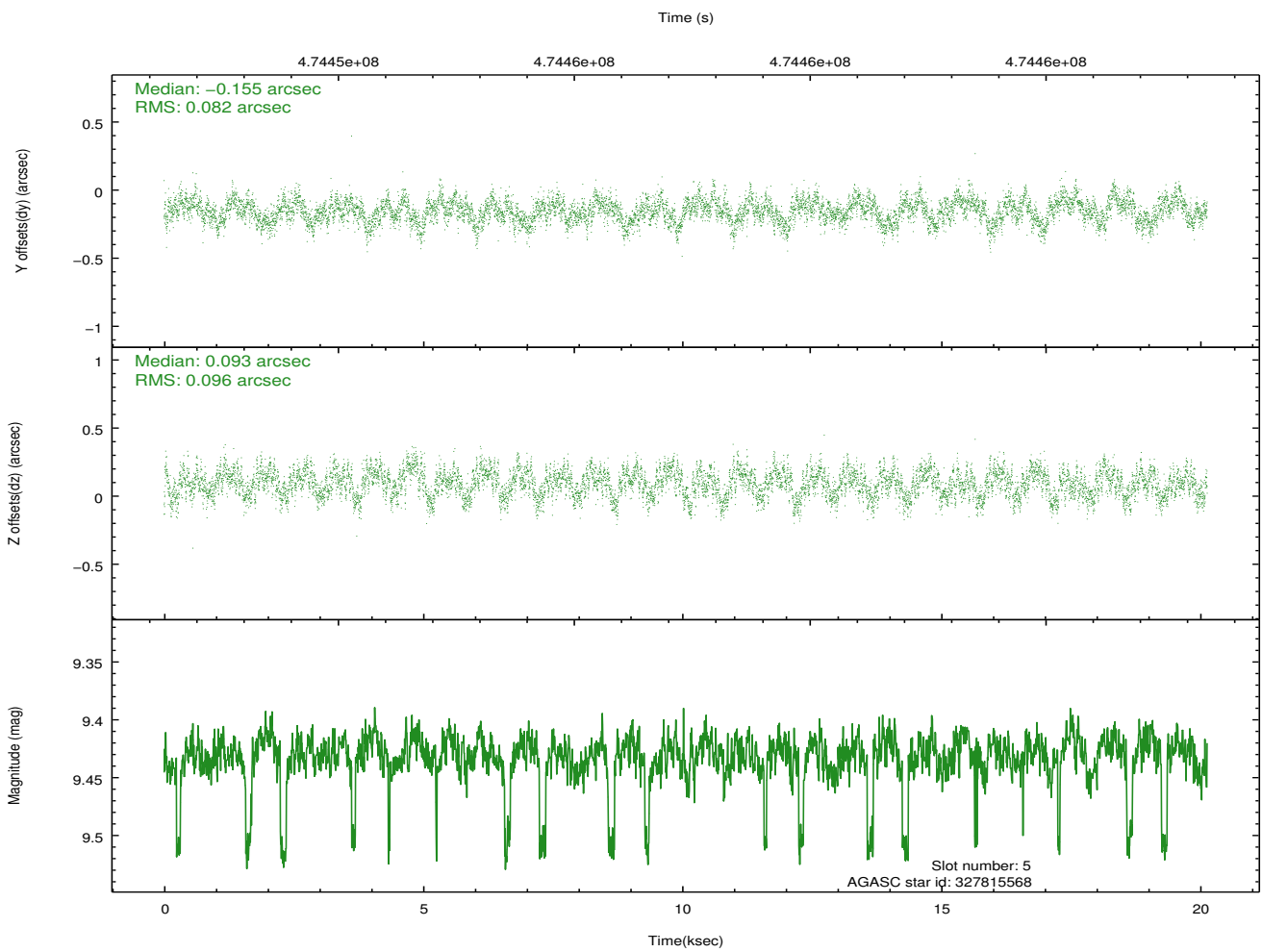
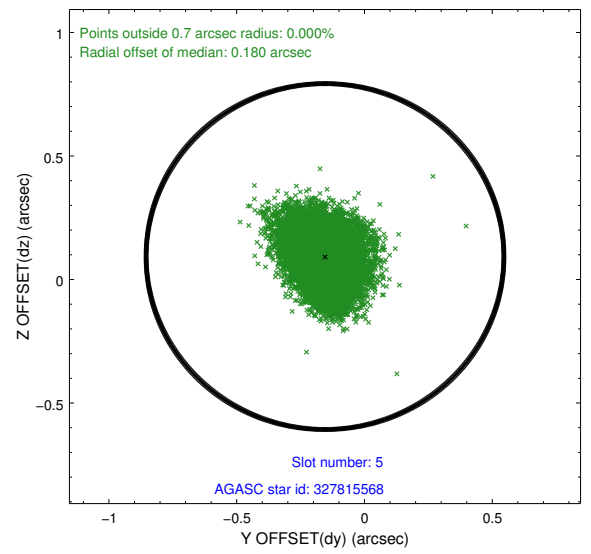
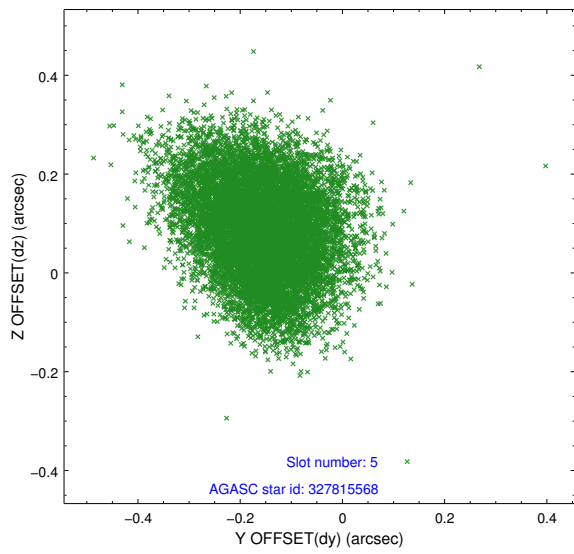
### 2.4.1 Slot 3



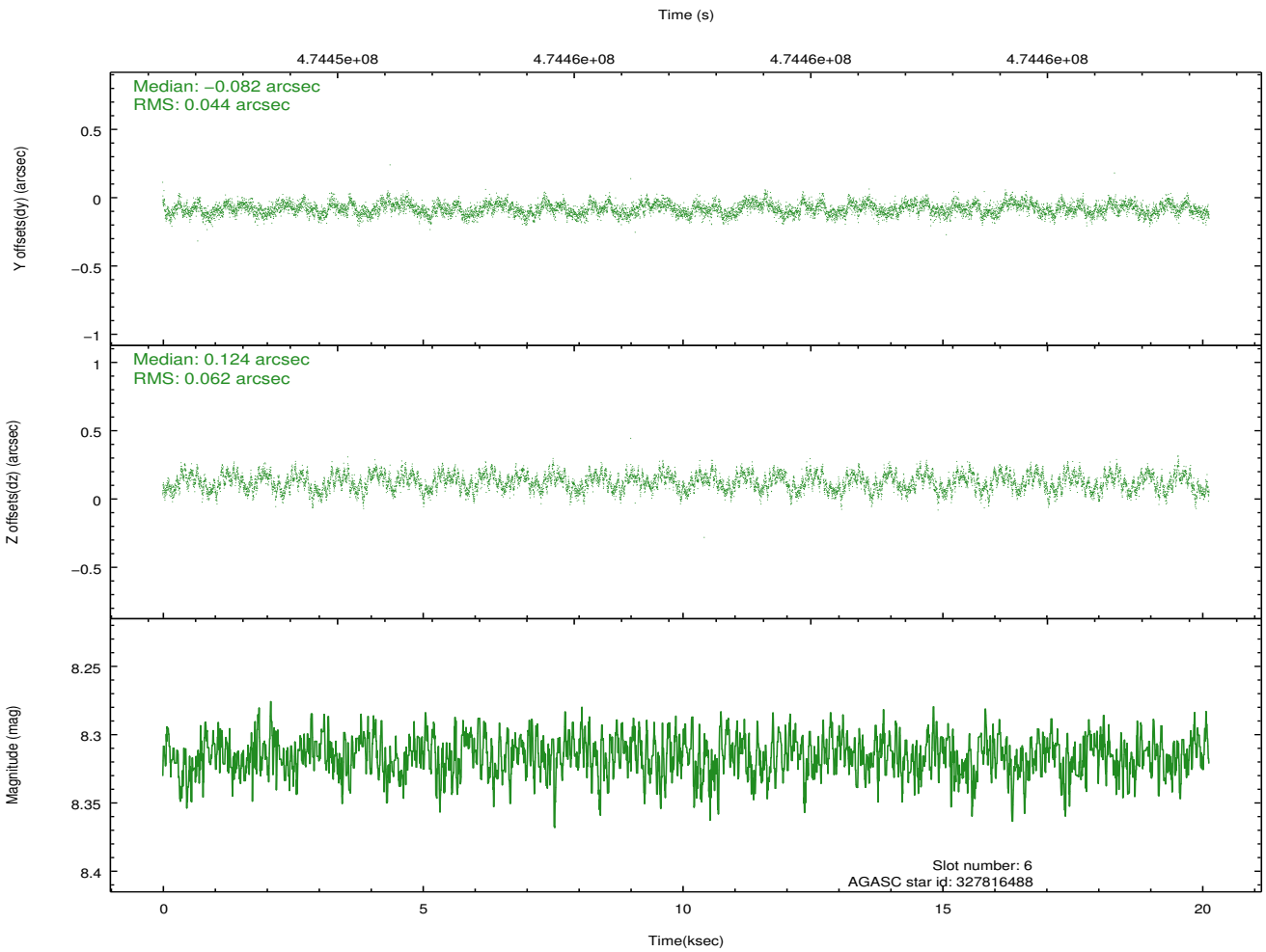
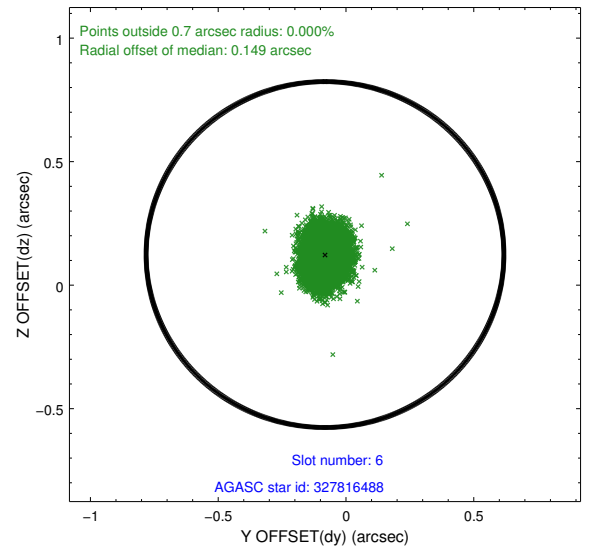
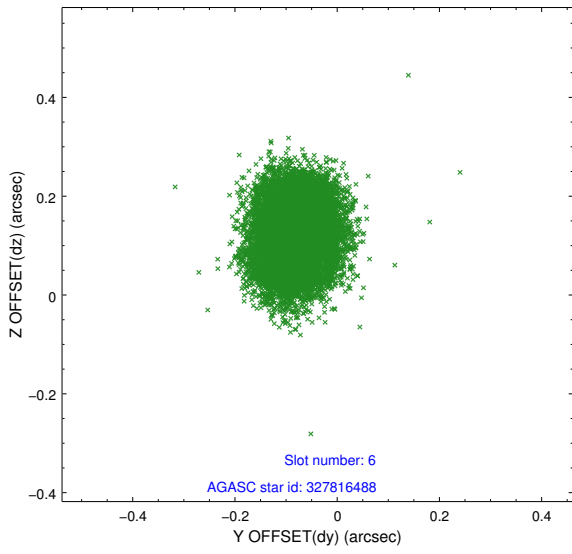
## 2.4.2 Slot 4



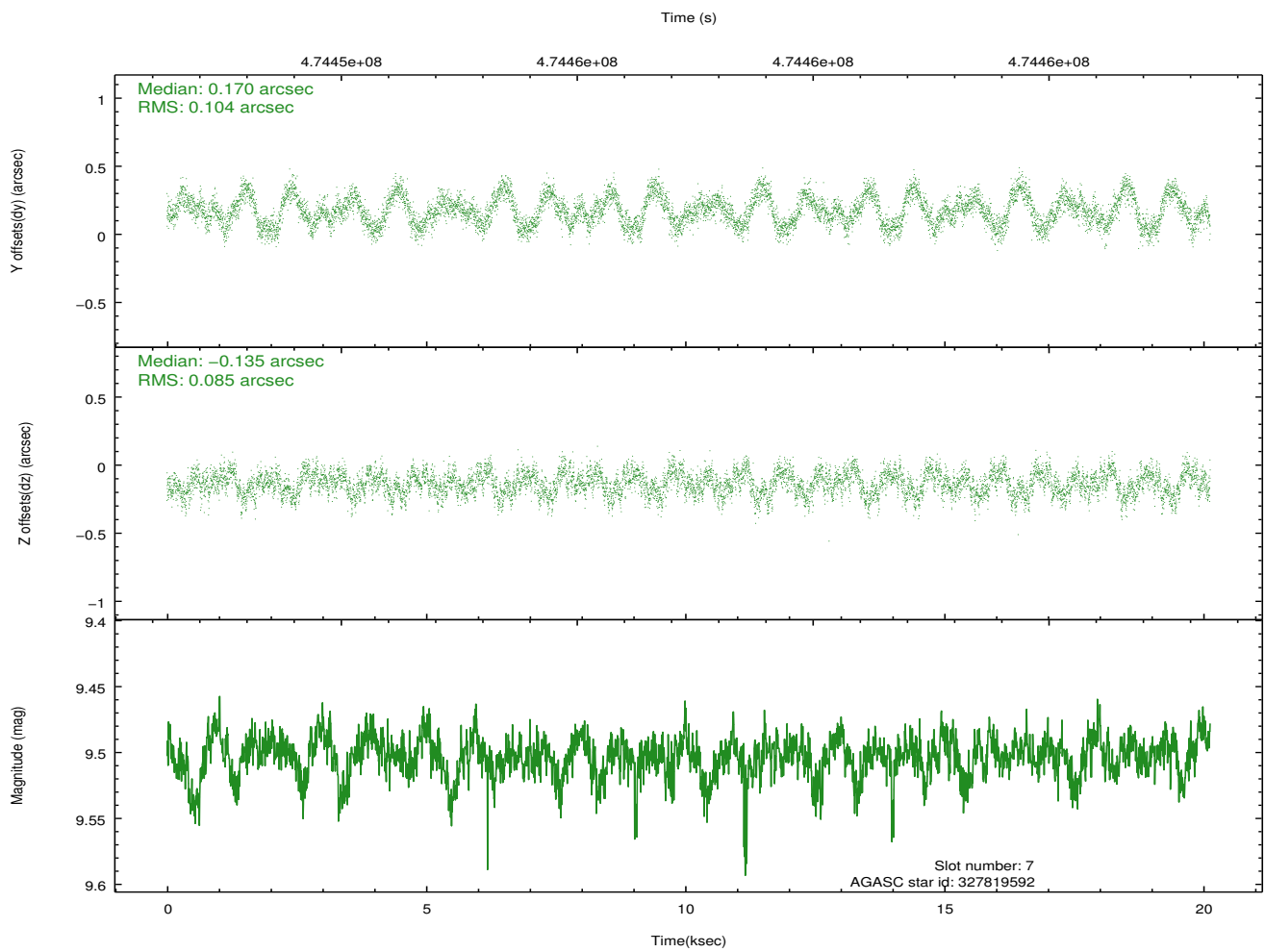
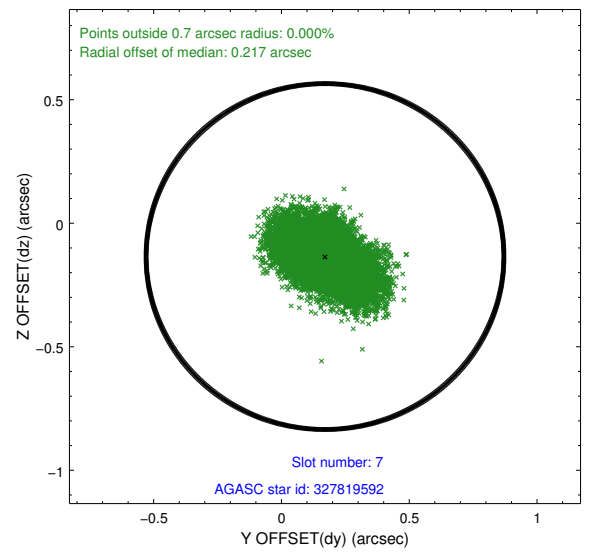
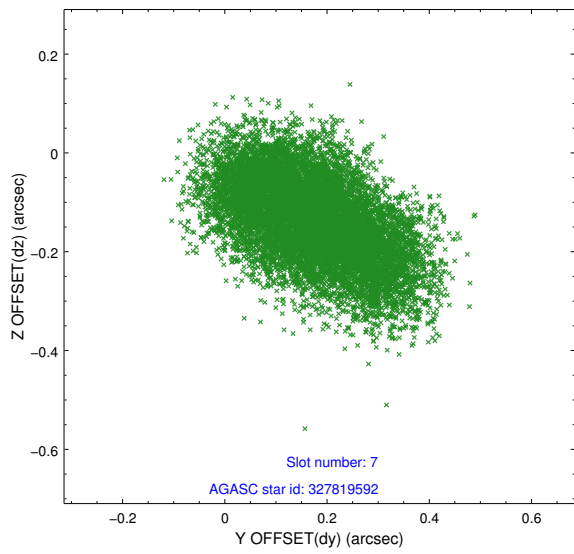
### 2.4.3 Slot 5



### 2.4.4 Slot 6

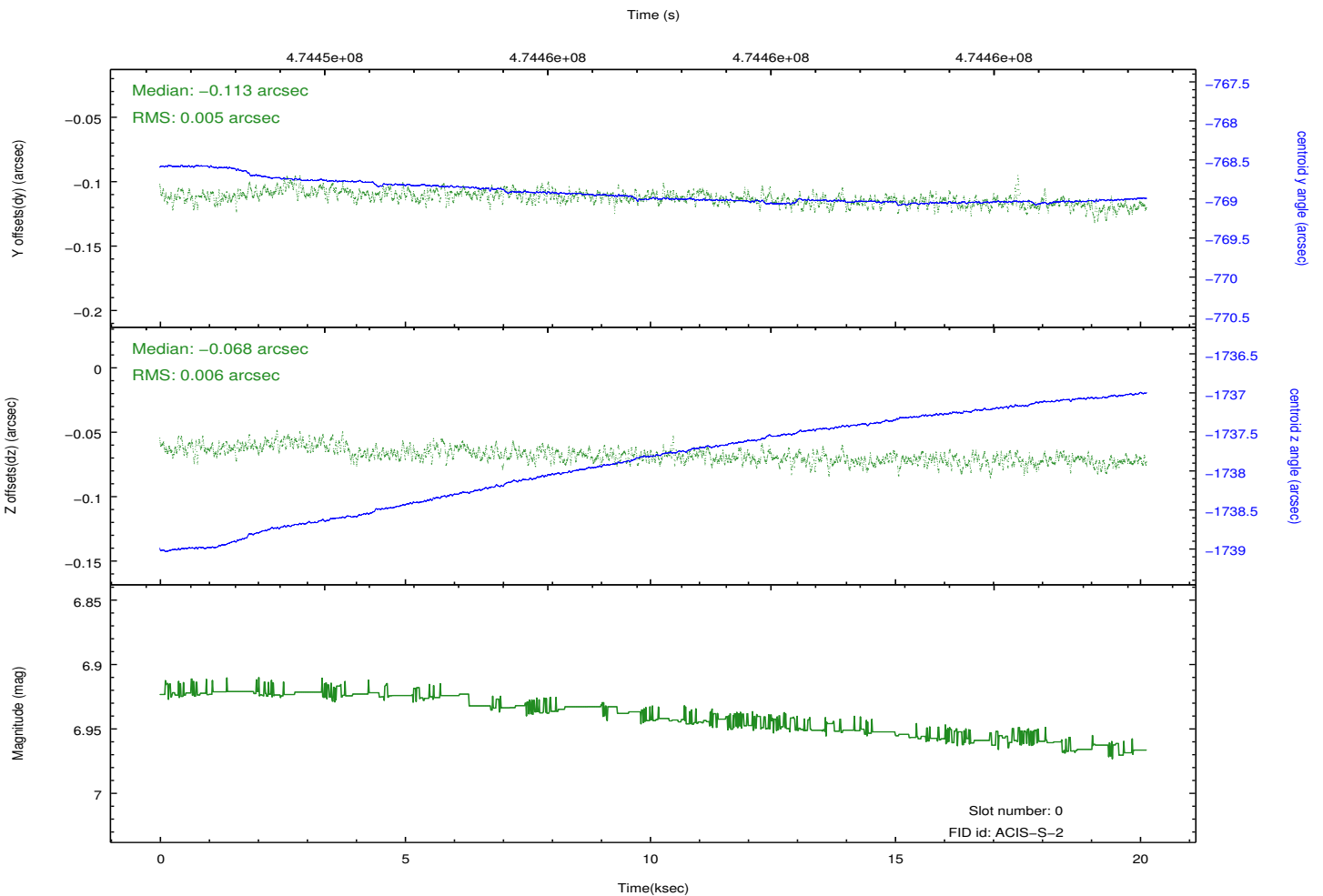
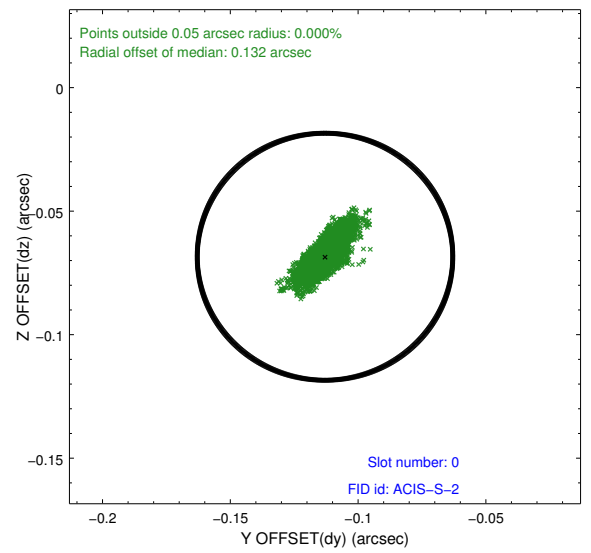
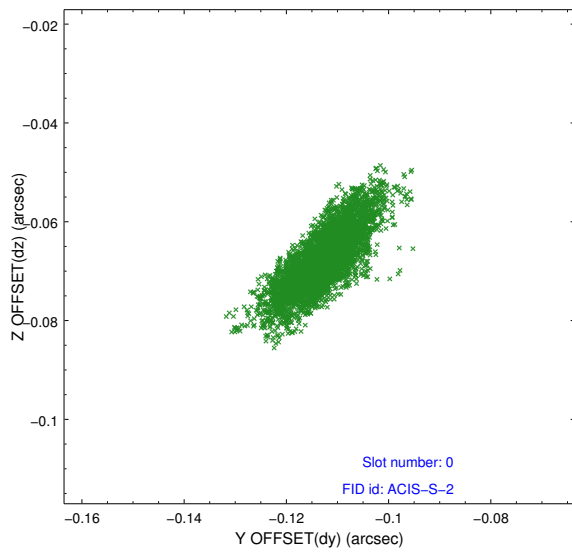


## 2.4.5 Slot 7

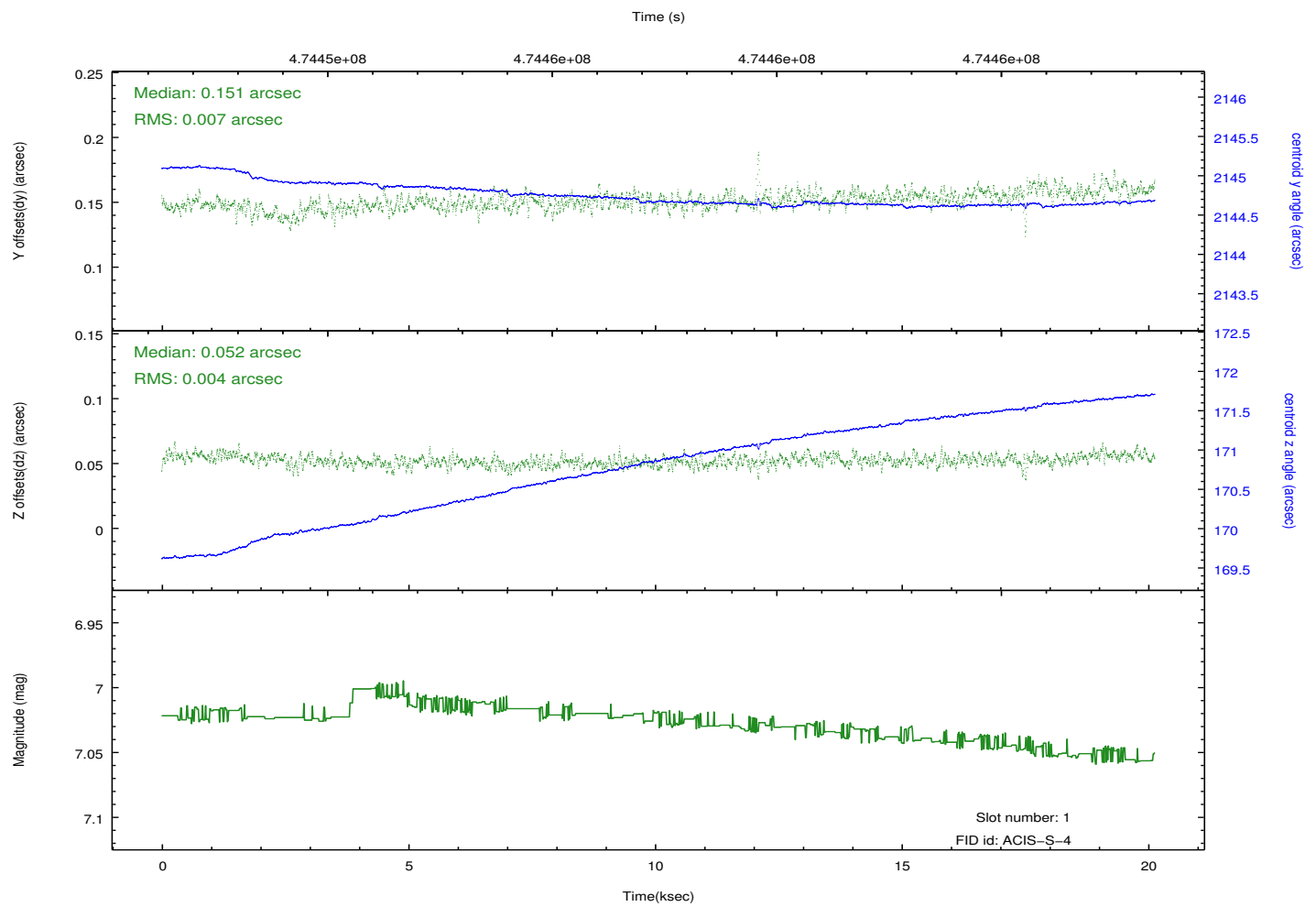
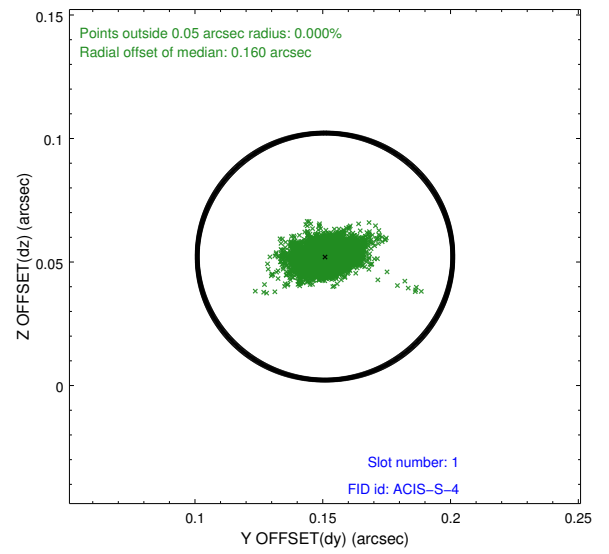
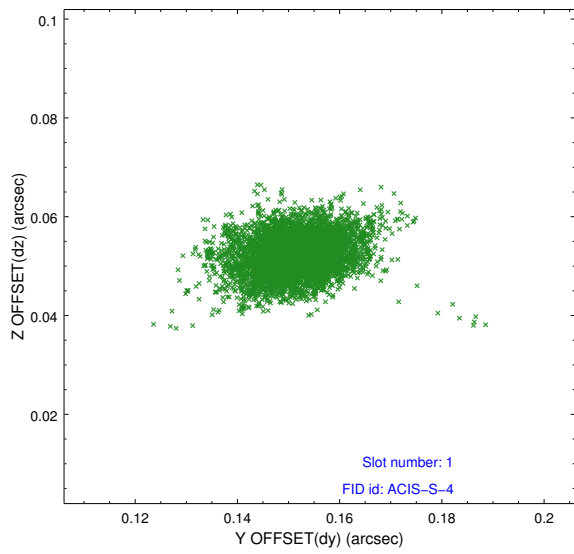


## 2.5 FID Slots

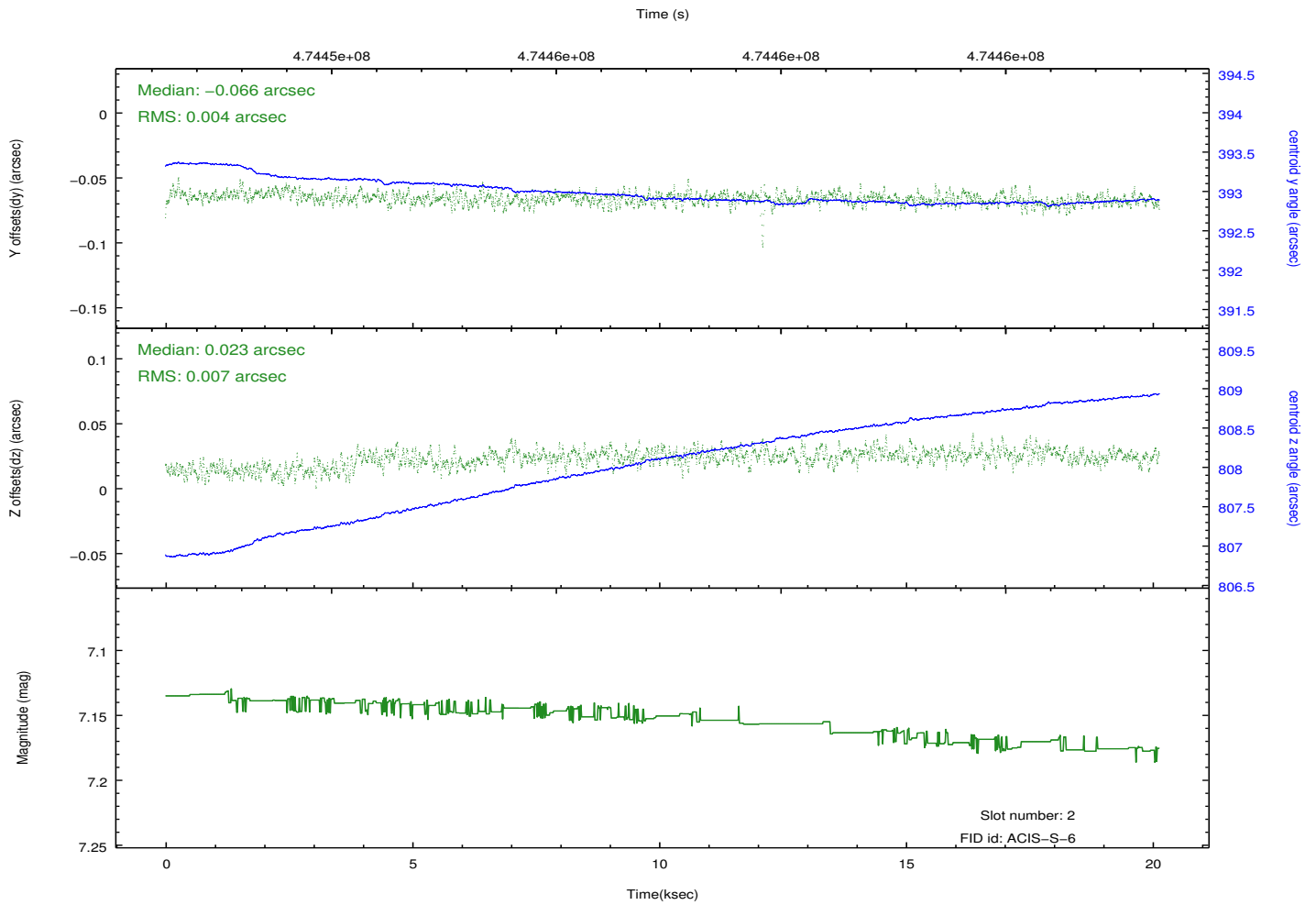
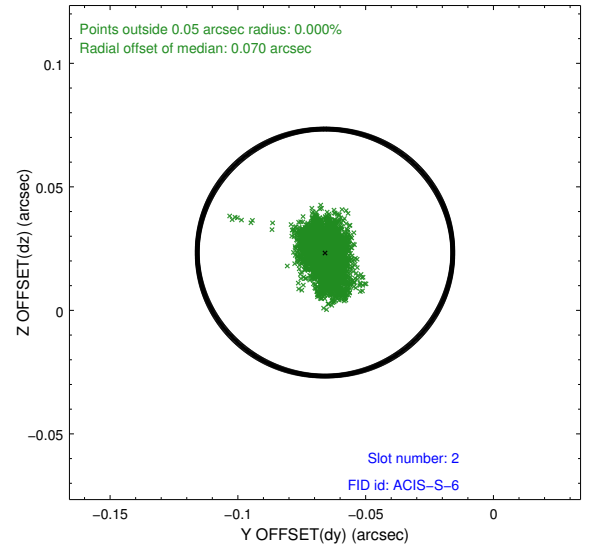
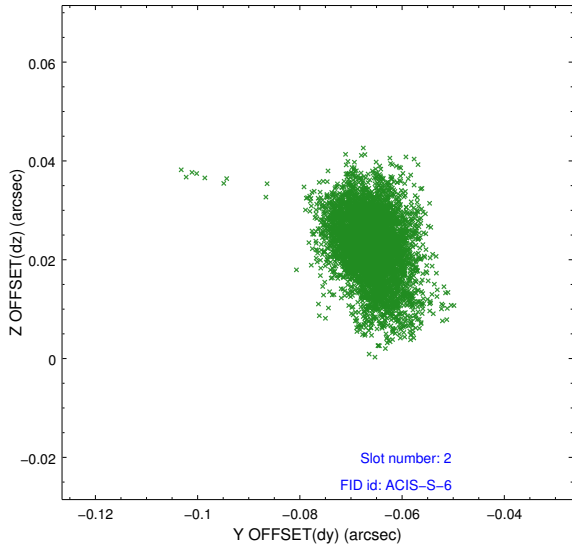
### 2.5.1 Slot 0



## 2.5.2 Slot 1



### 2.5.3 Slot 2



# A Summary

## A.1 Status

V&V Scientist	Jen Lauer
V&V Date (YYYY-MM-DD)	2014.12.08
V&V Edition	1
V&V Disposition and Status	OK
V&V Charge Time	20.068201817334

## A.2 Comments

These data have been reprocessed with new aspect alignment calibration files that correct small mean offsets (up to 0.4 arcsecs) and improve overall astrometric accuracy. The new calibration was determined using data from the time period being reprocessed and was performed using cross-correlation of X-ray sources with radio and optical counterparts.