

V&V Reference Report

L2 ASCDS Version : 10.9.1

Observation 4601 - L2 Version 4
Chandra X-Ray Center

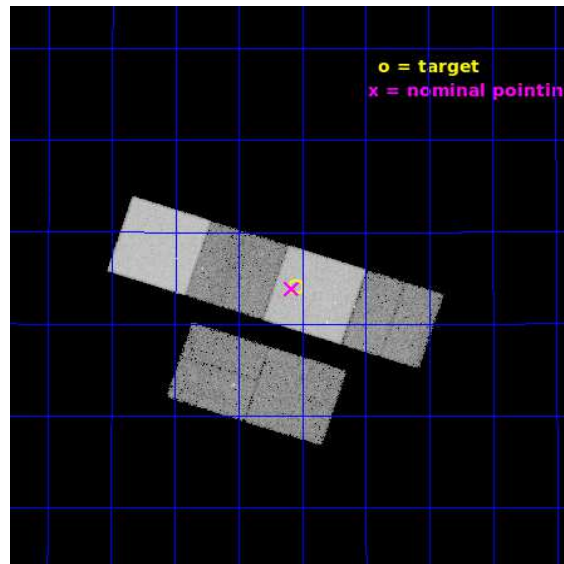
L2 Processing Date : Sep 23 2020

Contents

1	Front	2
2	OBI	3
2.1	OBI	3
2.1.1	Images	3
2.1.2	Bias	3
2.1.3	Parameters	4
2.1.4	Events	4
2.2	Compared Parameters	5
2.3	Aspect	6
2.4	Star Slots	9
2.4.1	Slot 3	9
2.4.2	Slot 4	10
2.4.3	Slot 5	11
2.4.4	Slot 6	12
2.4.5	Slot 7	13
2.5	FID Slots	14
2.5.1	Slot 0	14
2.5.2	Slot 1	15
2.5.3	Slot 2	16
A	Summary	17
A.1	Status	17
A.2	Comments	17

1 Front

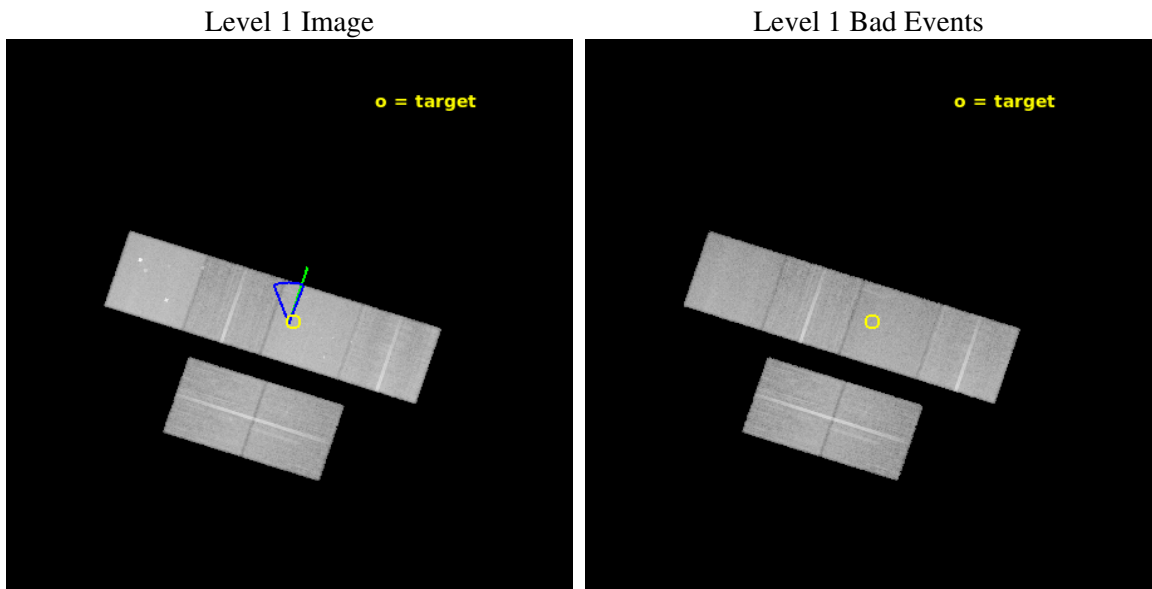
seq_num	500426	Sequence number
obs_id	4601	Observation id
title	Crab-Like Supernova Remnant G63.7+1.1	Proposal title
observer	Gordon Garmire	Principal investigator
object	SNR G63.7+1.1	Source name
dtcycle	0	
cycle	P	events from which exps? Prim/Second/Both
ra_targ	297.010417	Observer's specified target RA [deg]
dec_targ	27.733333	Observer's specified target Dec [deg]
ra_nom	297.02014435406	Nominal RA [deg]
dec_nom	27.730939945843	Nominal Dec [deg]
roll_nom	18.137243577517	Nominal Roll [deg]
revision	4	Processing version of data
ontime	30188.799887538	Sum of GTIs [s]
livetime	29806.531125849	Livetime [s]
ontime2	30182.317966968	Sum of GTIs [s]
ontime3	30188.799887538	Sum of GTIs [s]
ontime5	30188.799887538	Sum of GTIs [s]
ontime6	30175.835936844	Sum of GTIs [s]
ontime7	30188.799887538	Sum of GTIs [s]
ontime8	30185.558947146	Sum of GTIs [s]
l2events	292873	Number of level 2 events




2 OBI

2.1 OBI

2.1.1 Images



2.1.2 Bias



2.1.3 Parameters

obi_num	1	Obi number	sched_exp_time	30000.000000	[s] Scheduled observation exposure time
ascdsver	10.9.1	Processing system revision	ontime	30188.799887538	Sum of GTIs [s]
caldbver	4.9.2	 	ontime2	30182.317966968	Sum of GTIs [s]
date	2020-09-23T16:37:12	Date and time of file creation	ontime3	30188.799887538	Sum of GTIs [s]
revision	4	Processing version of data	ontime5	30188.799887538	Sum of GTIs [s]
			ontime6	30175.835936844	Sum of GTIs [s]
			ontime7	30188.799887538	Sum of GTIs [s]
			ontime8	30185.558947146	Sum of GTIs [s]
			l1events	1328630	Number of level 1 events

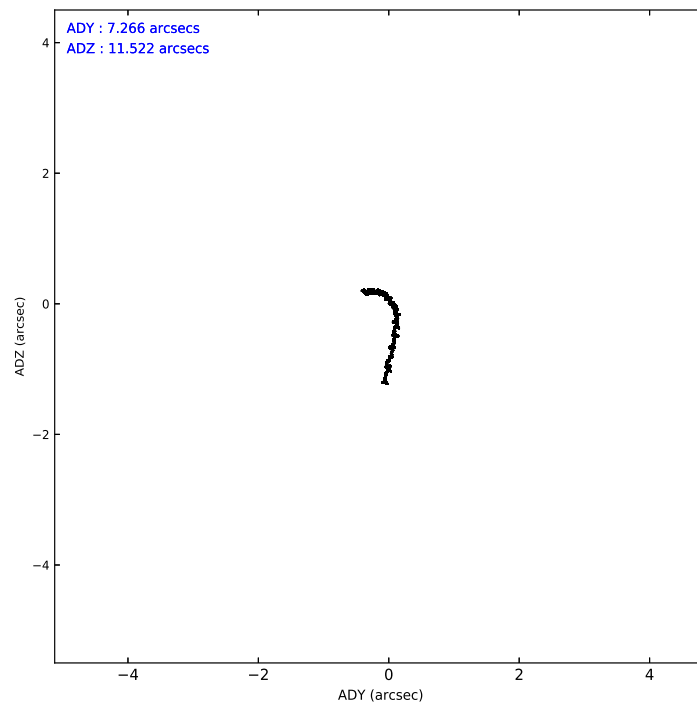
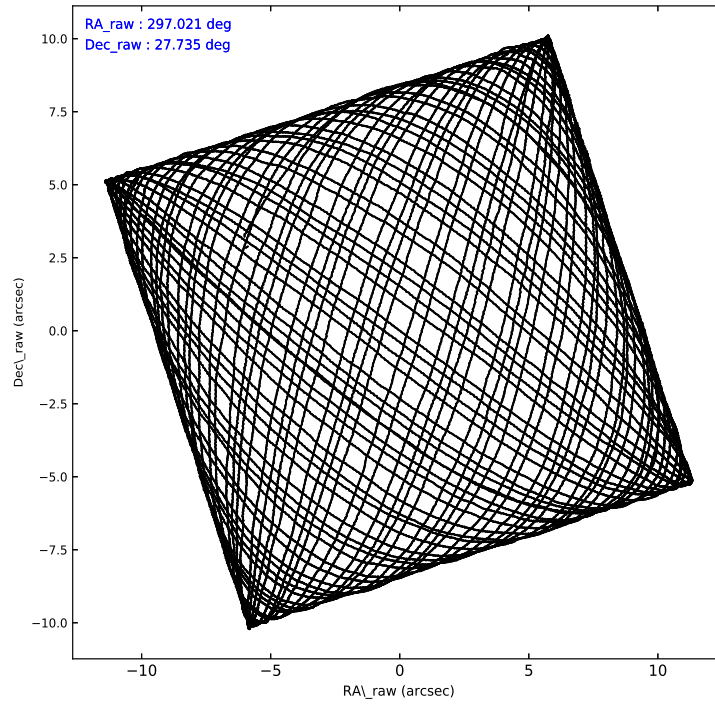
2.1.4 Events

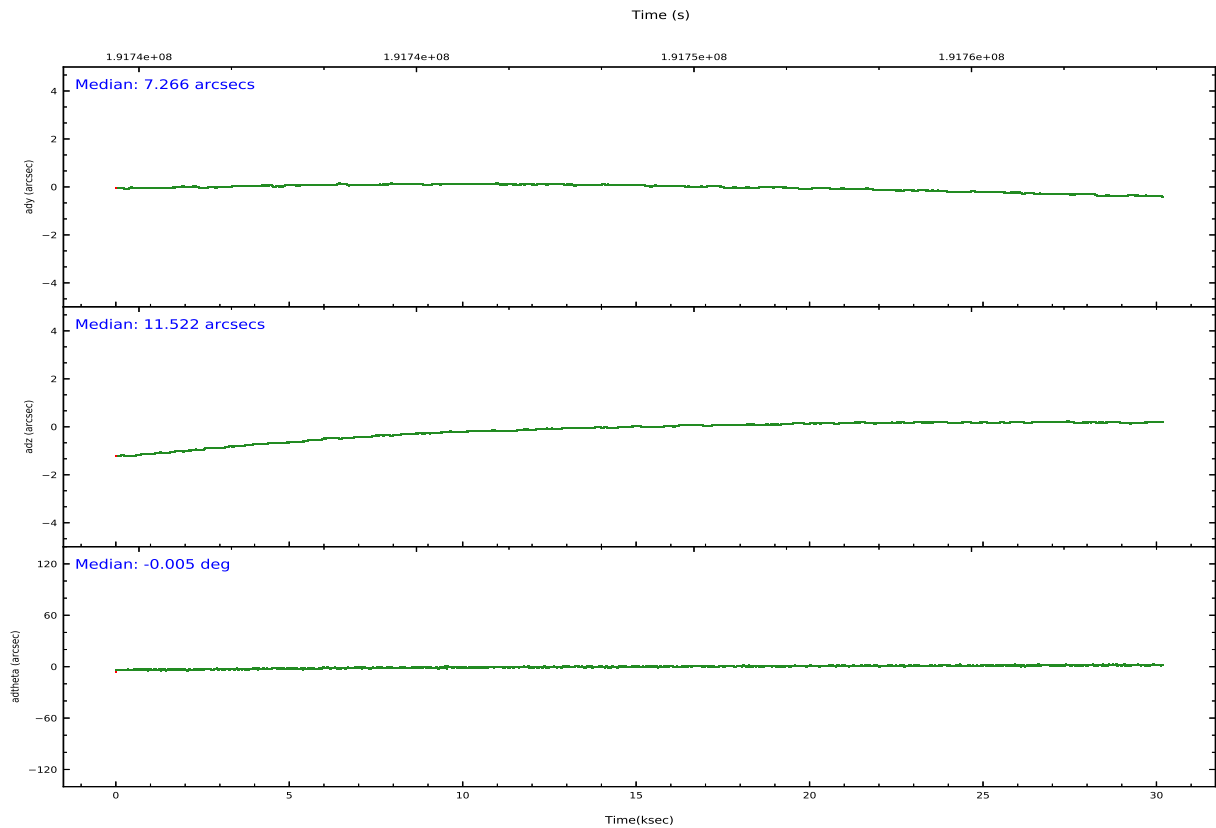
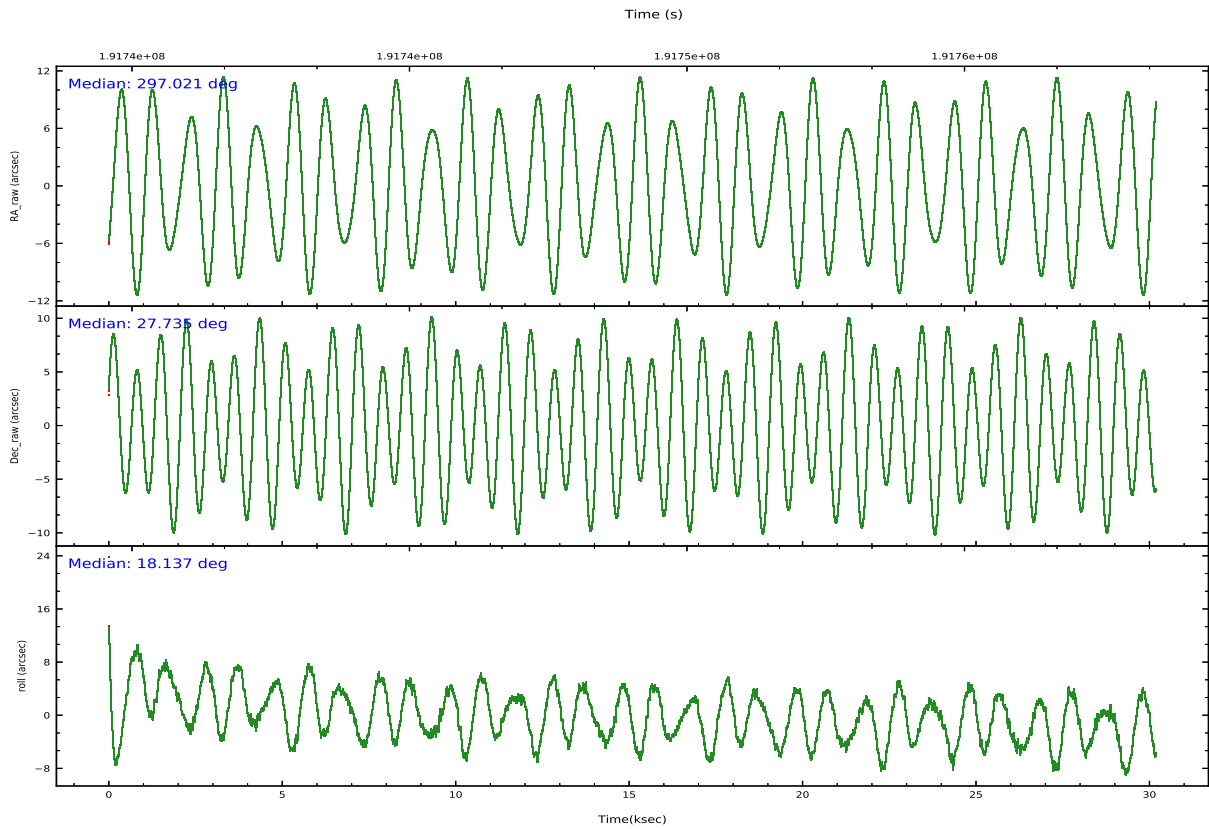
	ccd 2	ccd 3	ccd 5	ccd 6	ccd 7	ccd 8		ccd 2	ccd 3	ccd 5	ccd 6	ccd 7	ccd 8
level 1 events	189981	175706	282832	186609	257974	235528	grade 0 events	10472	9689	14967	9426	9997	16010
rejected events	167889	154473	158386	164410	155335	187008		5%	5%	5%	5%	3%	6%
rejected %	88%	87%	56%	88%	60%	79%	grade 1 events	95	116	405	85	283	158
								0%	0%	0%	0%	0%	0%
							grade 2 events	4512	4251	37707	4650	21024	10829
								2%	2%	13%	2%	8%	4%
							grade 3 events	2117	2170	5140	2229	9528	5324
								1%	1%	1%	1%	3%	2%
							grade 4 events	2026	2163	5110	2180	9445	4864
								1%	1%	1%	1%	3%	2%
							grade 5 events	7656	8310	20741	8753	24652	11342
								4%	4%	7%	4%	9%	4%
							grade 6 events	3832	3804	66795	4603	56609	13500
								2%	2%	23%	2%	21%	5%
							grade 7 events	159271	145203	131967	154683	126436	173501
								83%	82%	46%	82%	49%	73%

2.2 Compared Parameters

Parameter	Planned	Actual	Parameter	Planned	Actual
Instrument	ACIS	ACIS	Obspar version number	8	8
Detector	ACIS-235678	ACIS-235678	Obspar file type	PREDICTED	ACTUAL
Grating	NONE	NONE	Obspar update status	NONE	UPDATED
Data mode	VFAINT	VFAINT	Number of optional ACIS chips dropped	0	0
Observation mode	POINTING	POINTING	On-chip summing requested	N	N
[deg] Pointing RA	297.001023	297.02014435406	Subarray requested	NONE	NONE
[deg] Pointing Dec	27.714164	27.730939945843	Alternating exposures requested	N	N
[deg] Pointing Roll	17.989599	18.137243577517	[s] Primary exposure time	0.000000	3.2
[deg] Roll angle	0.000000	0.000000			
[deg] Roll tolerance	20.000000	20.000000			
Roll constraint allows 180D rotation	N	N			
[mm] SIM focus pos	-0.684267	-0.6828225247311905			
[mm] SIM defocus	0	0.001444936568705701			
[mm] SIM translation stage pos	-190.132523	-190.1400660498719			
[mm] SIM translation stage offset	0	0.00754346686406393			
[s] Observation start time (MET)	191735524.184000	191733849.42892			
Observation start date	2004-01-29T03:51:00	2004-01-29T03:24:09			
[s] Observation end time (MET)	191765524.184000	191765989.84282			
Observation end date	2004-01-29T12:11:00	2004-01-29T12:19:49			
Read mode	TIMED	TIMED			

2.3 Aspect





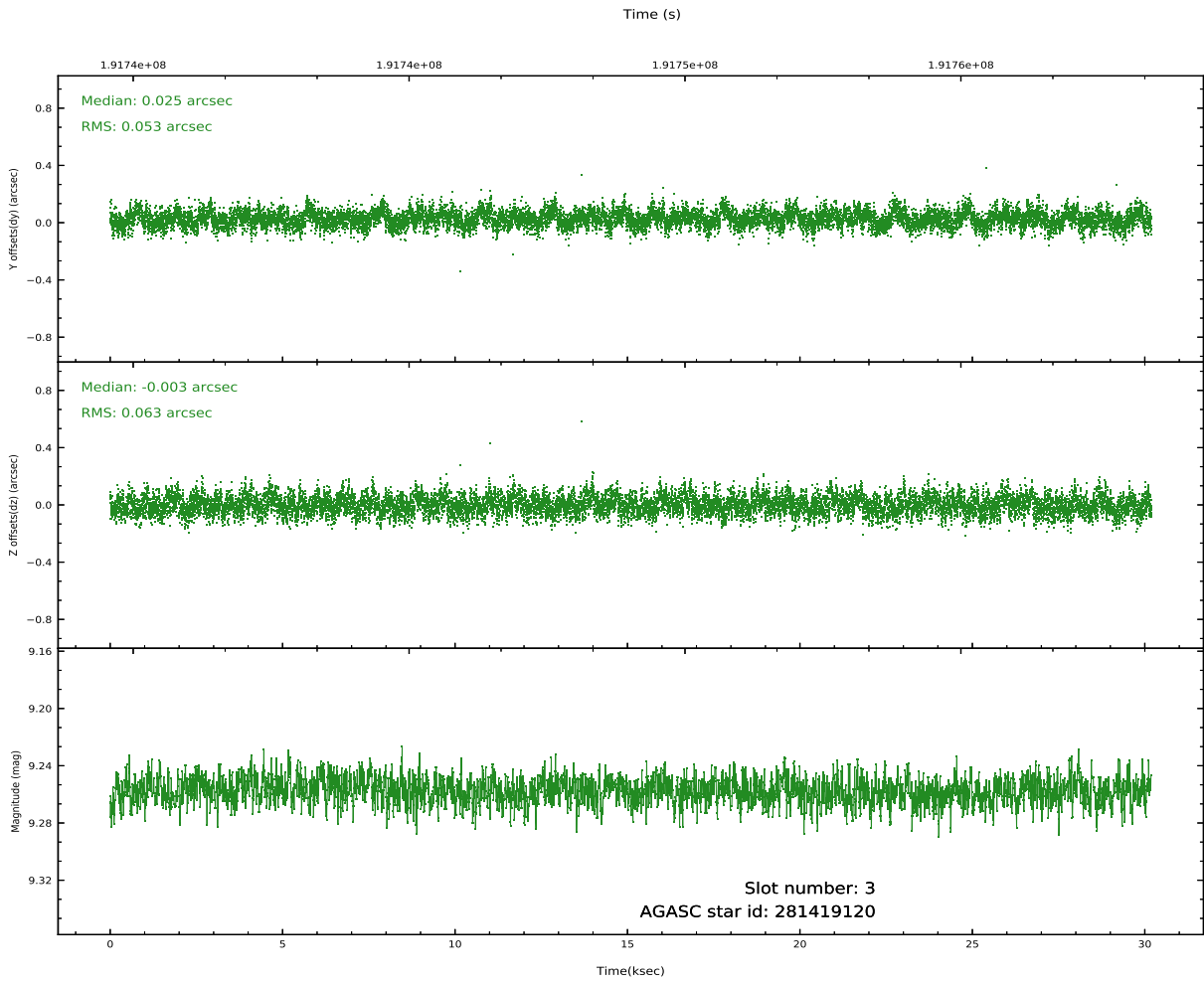
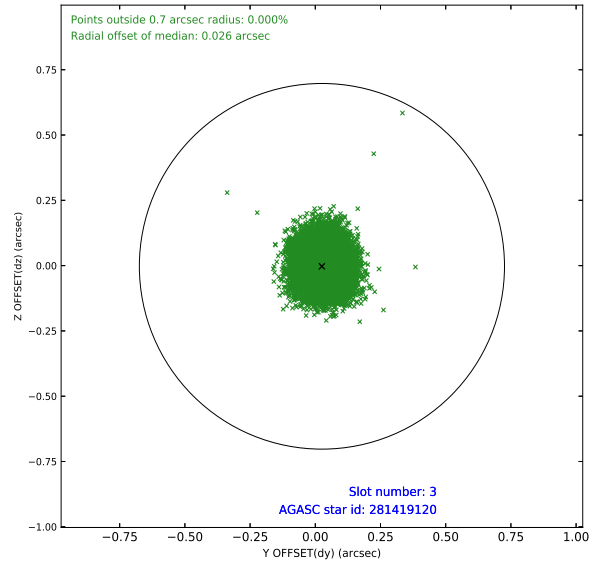
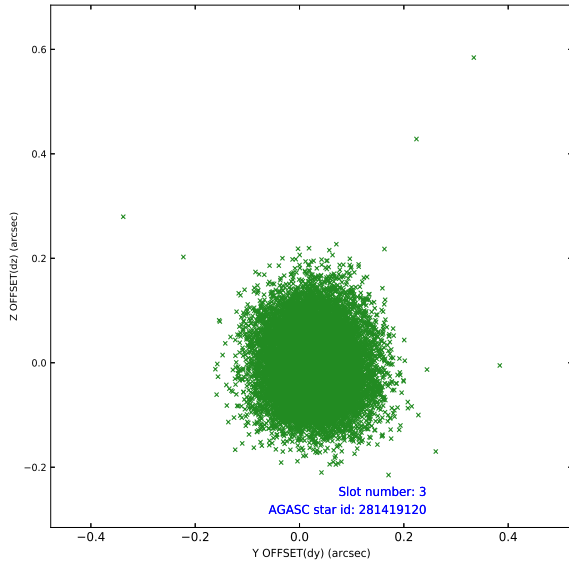
Slot Statistics

slot	status	used	id	mag	n_pts	frac_pts	med_dy	med_dz	dr1	dr2	ra	dec	mean_y	mea
0	FID		ACIS-S-1	7.18	7365	1.000	0.063	-0.115	0.009	0.037	0.000000	0.000000	936.11	-1728
1	FID		ACIS-S-5	7.23	7365	1.000	-0.081	0.035	0.010	0.020	0.000000	0.000000	-1812.98	169
2	FID		ACIS-S-6	7.34	7365	1.000	-0.006	0.091	0.012	0.031	0.000000	0.000000	401.54	813
3	GUIDE	used	281419120	9.26	14720	1.000	0.025	-0.003	0.088	0.141	296.650772	27.158181	-1684.49	-1555
4	GUIDE	used	281422728	8.47	14726	1.000	0.017	0.067	0.055	0.088	296.743184	28.045162	-410.97	1387
5	GUIDE	used	281423432	9.30	14716	1.000	0.038	-0.056	0.080	0.131	296.265944	27.833430	-2090.55	1137
6	GUIDE	used	281568336	8.19	14727	1.000	-0.078	-0.067	0.054	0.087	297.597035	27.977992	2096.78	322
7	GUIDE	used	281575104	7.10	14728	1.000	-0.005	0.059	0.047	0.075	297.285690	27.731696	882.97	-219

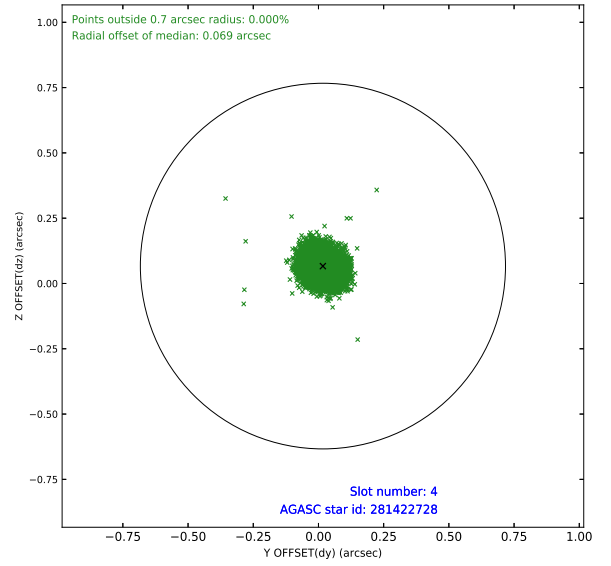
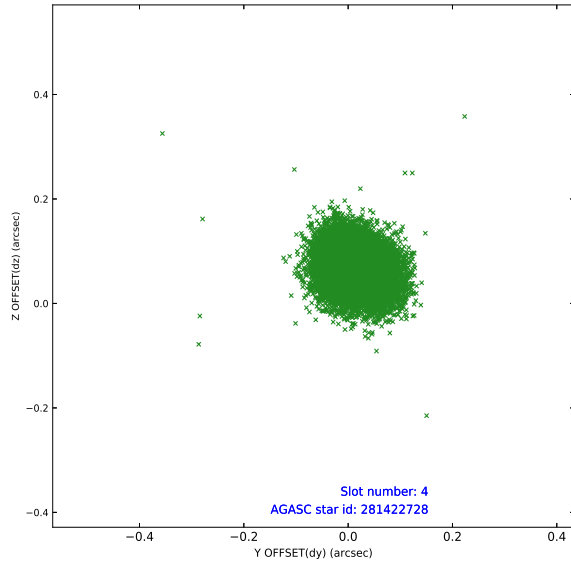
∞

2.4 Star Slots

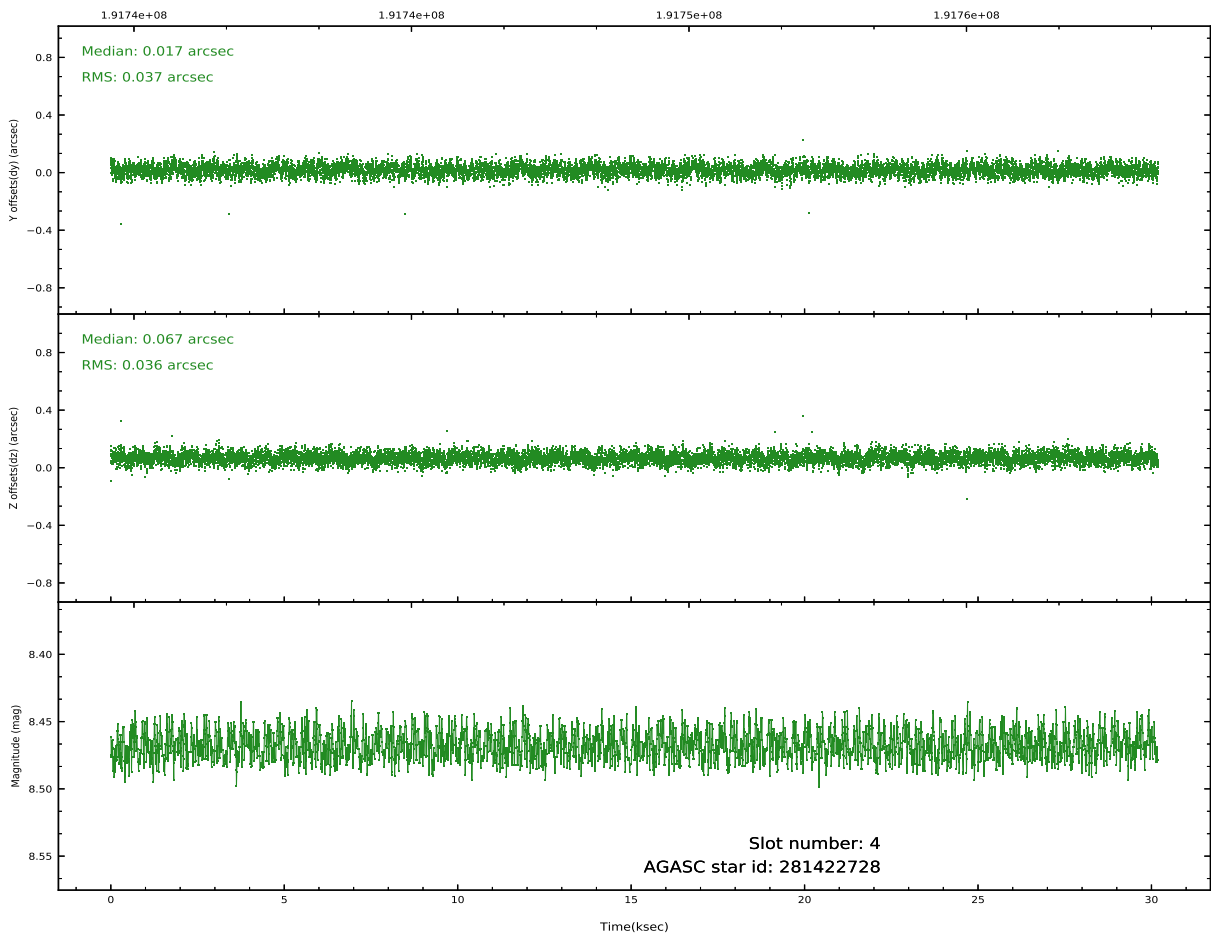
2.4.1 Slot 3



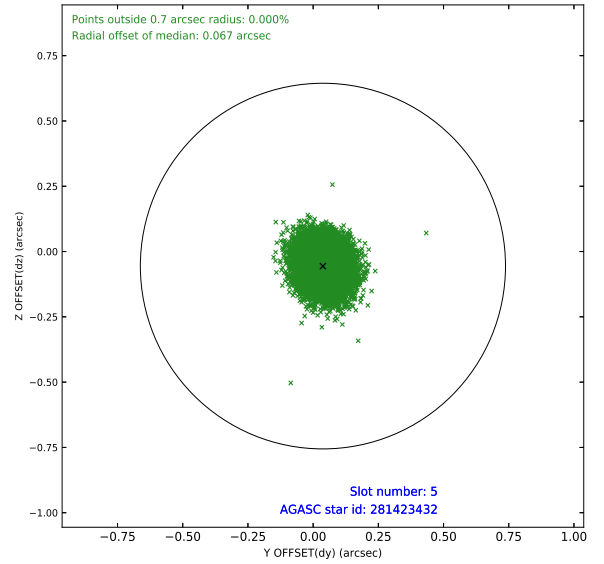
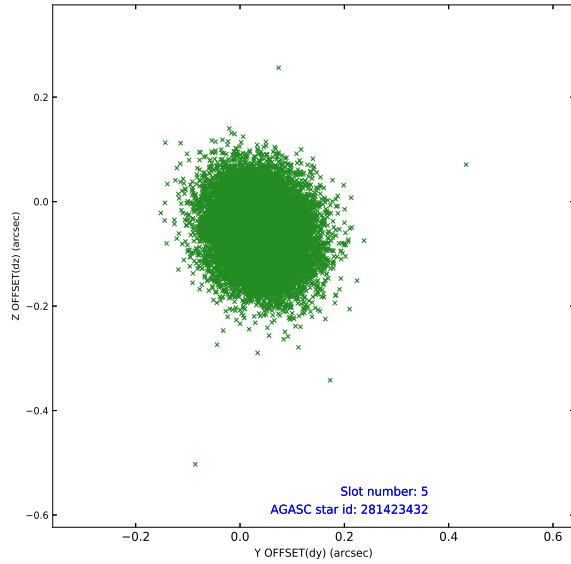
2.4.2 Slot 4



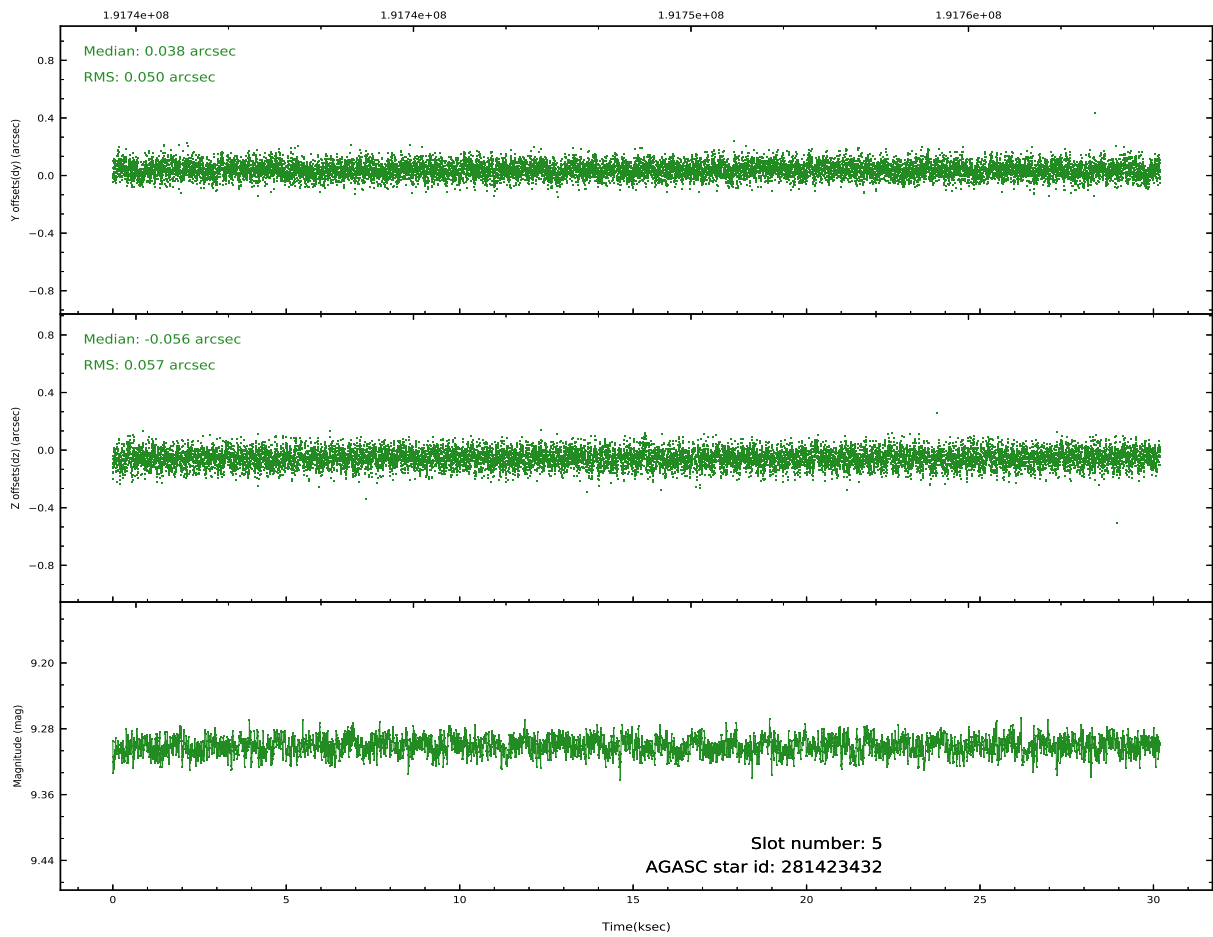
Time (s)



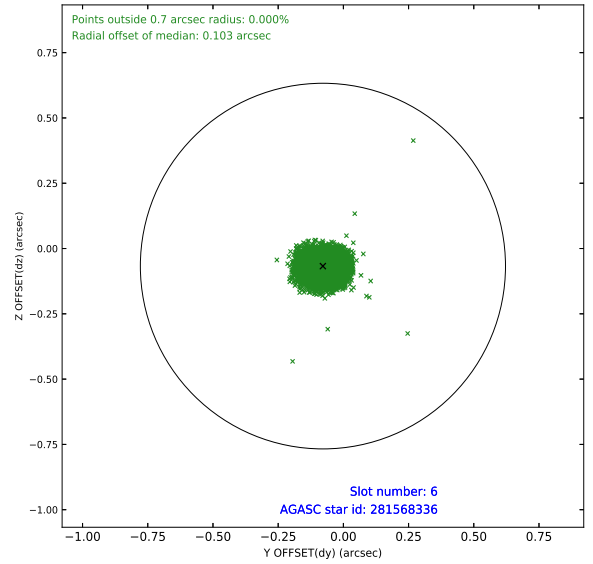
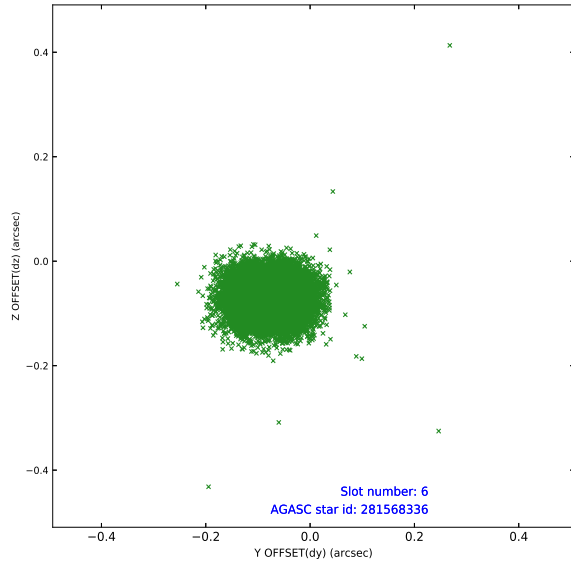
2.4.3 Slot 5



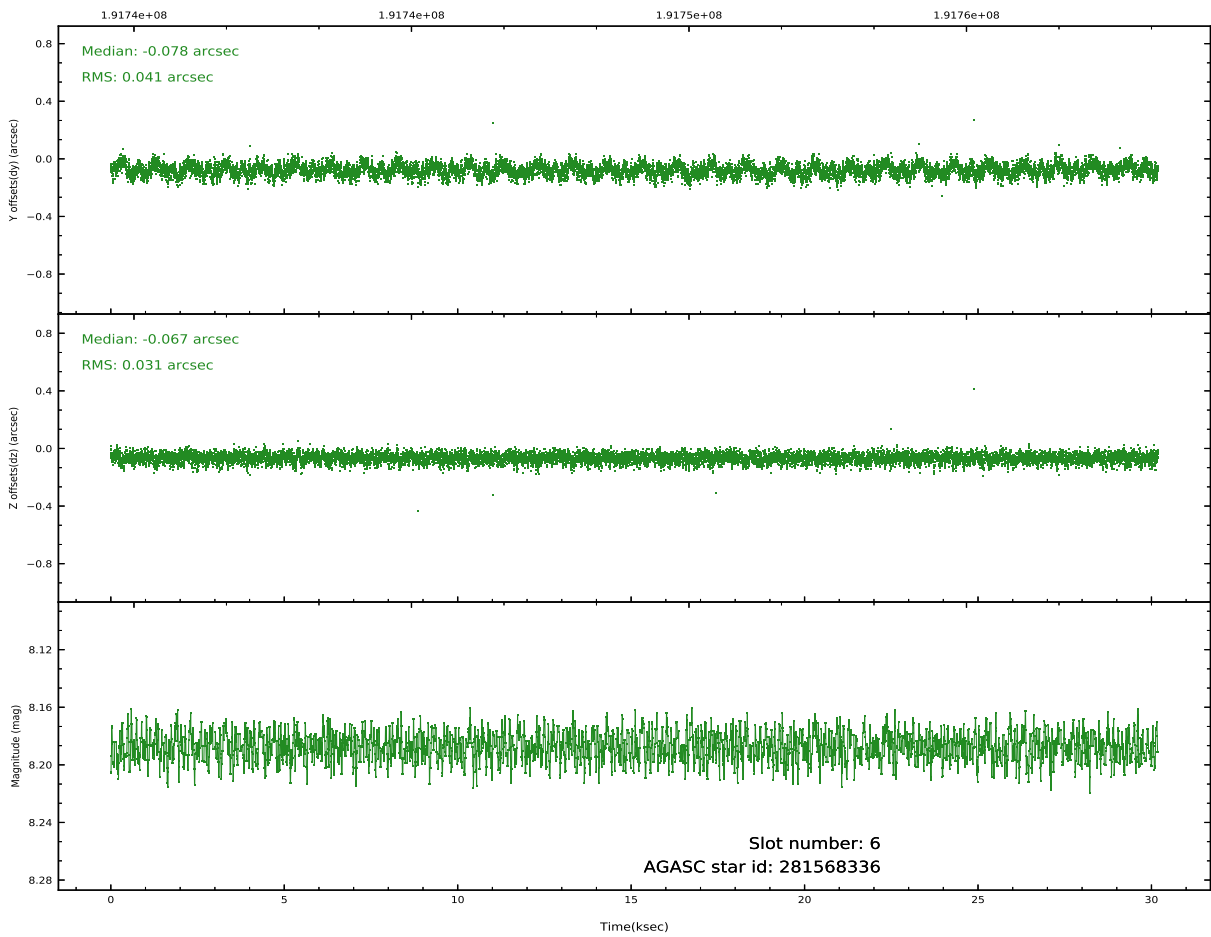
Time (s)



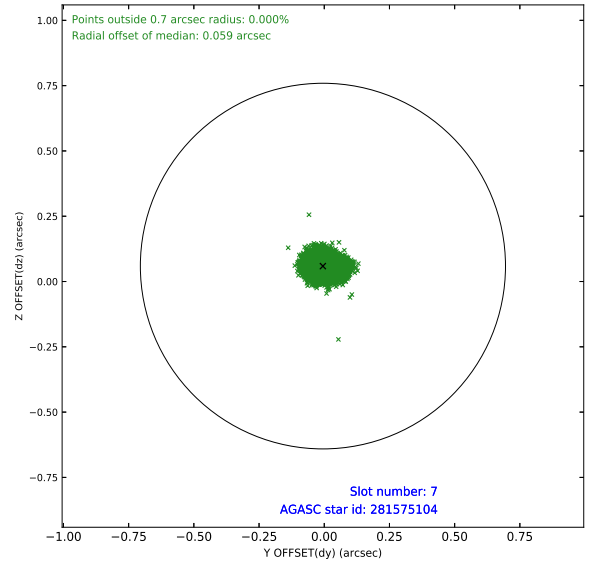
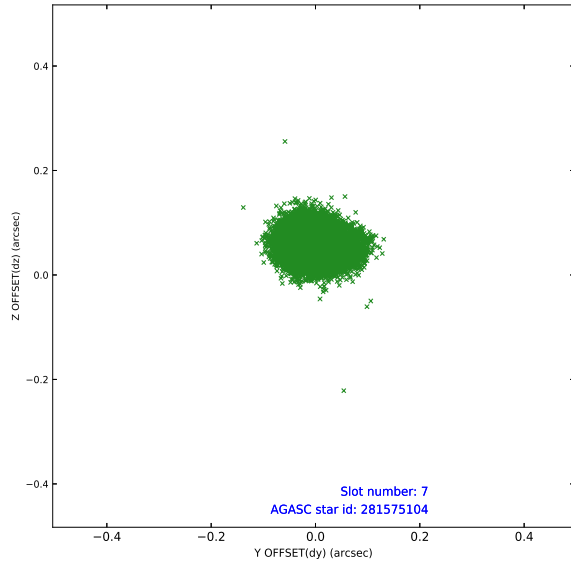
2.4.4 Slot 6



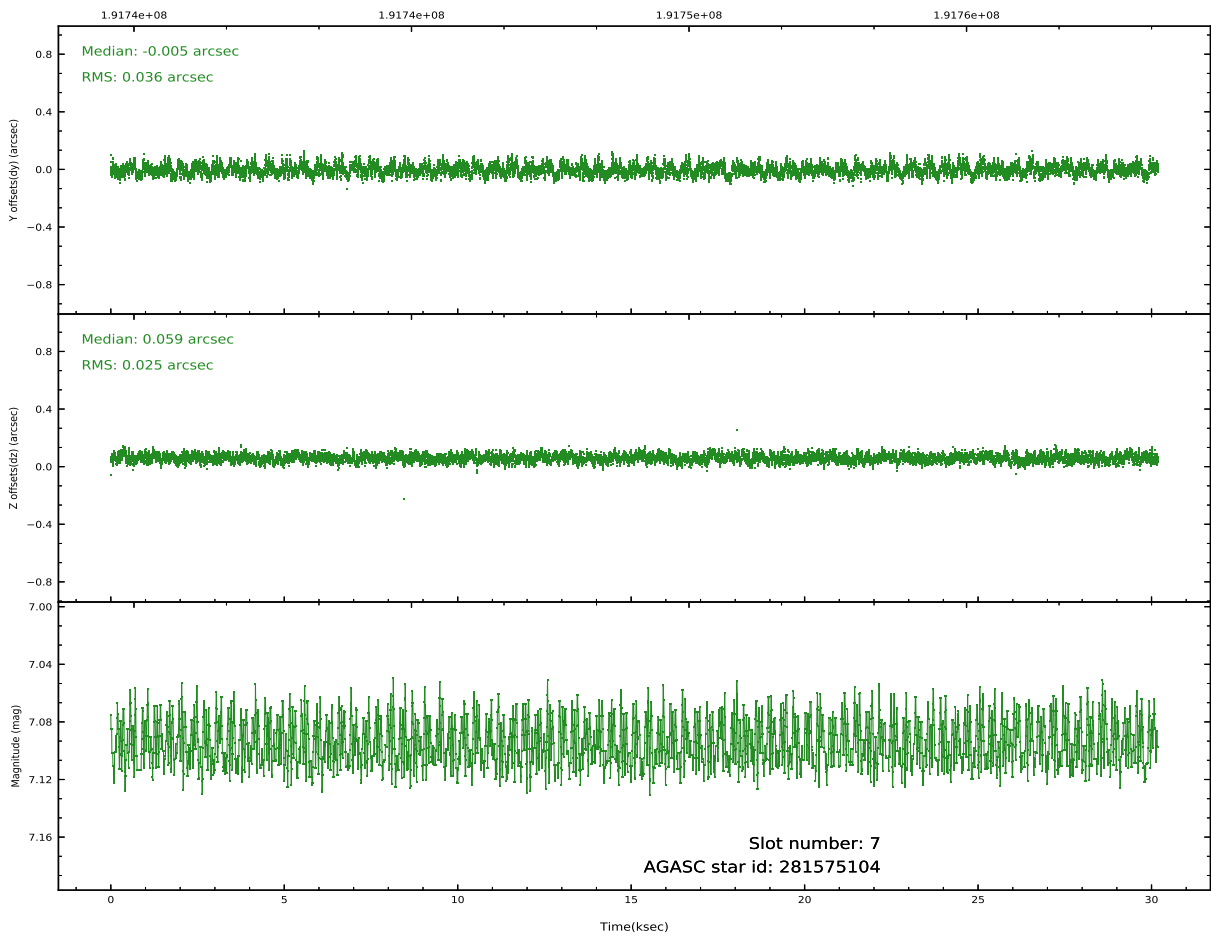
Time (s)



2.4.5 Slot 7

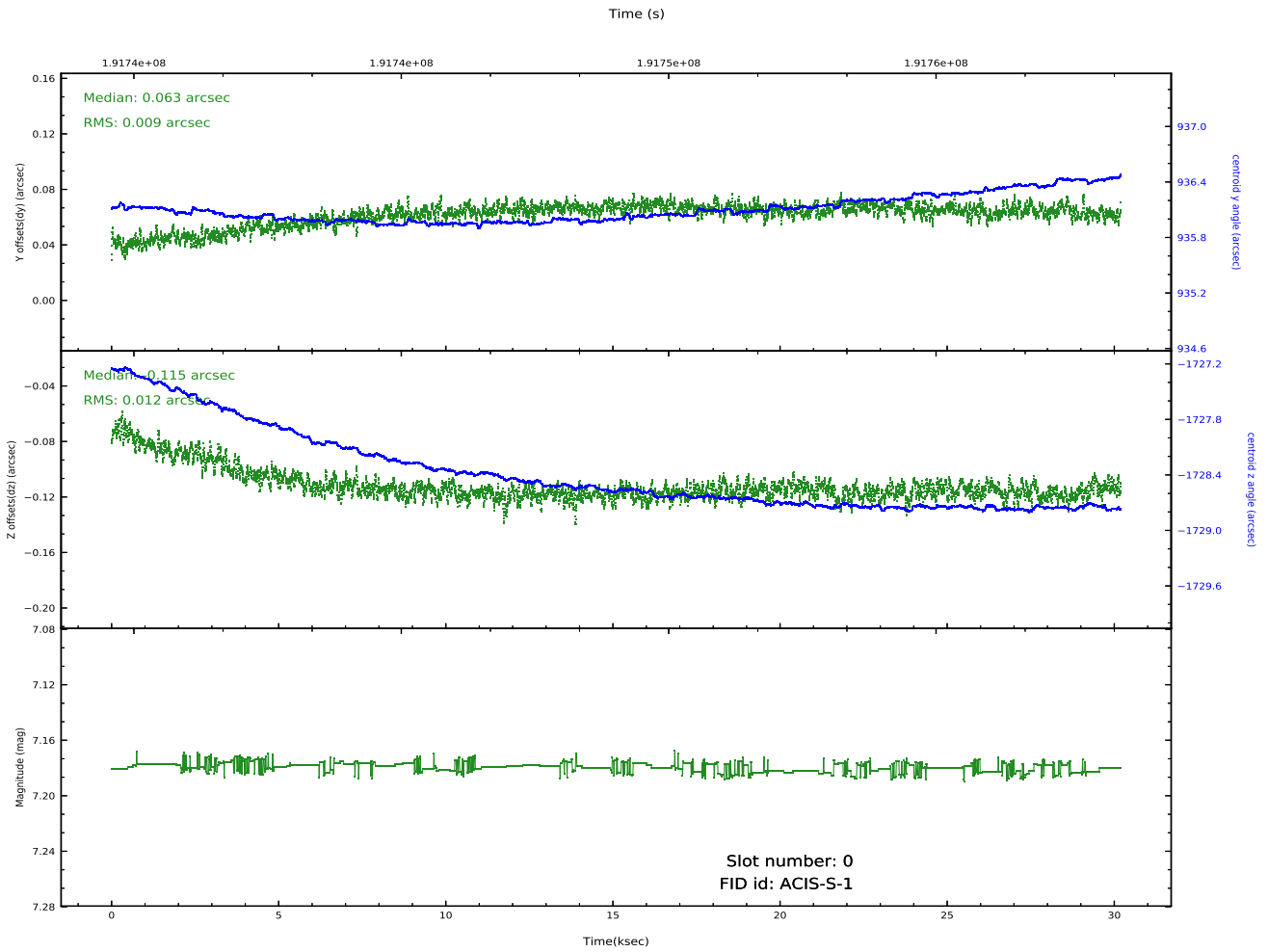
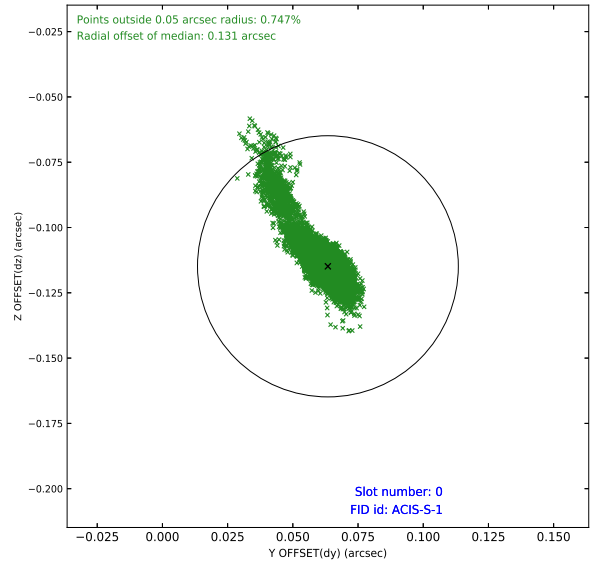
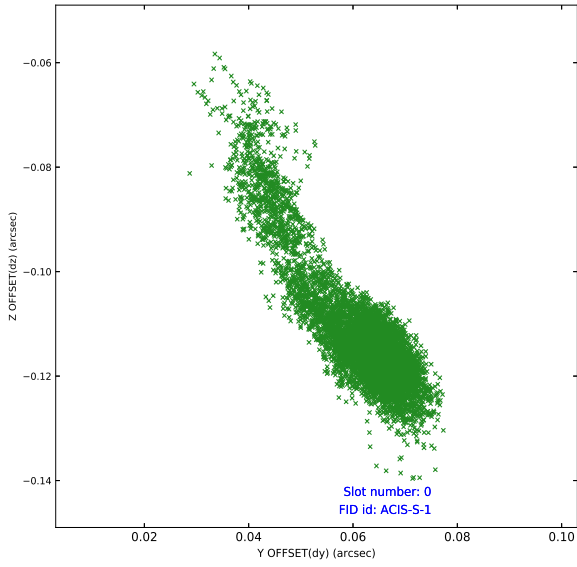


Time (s)

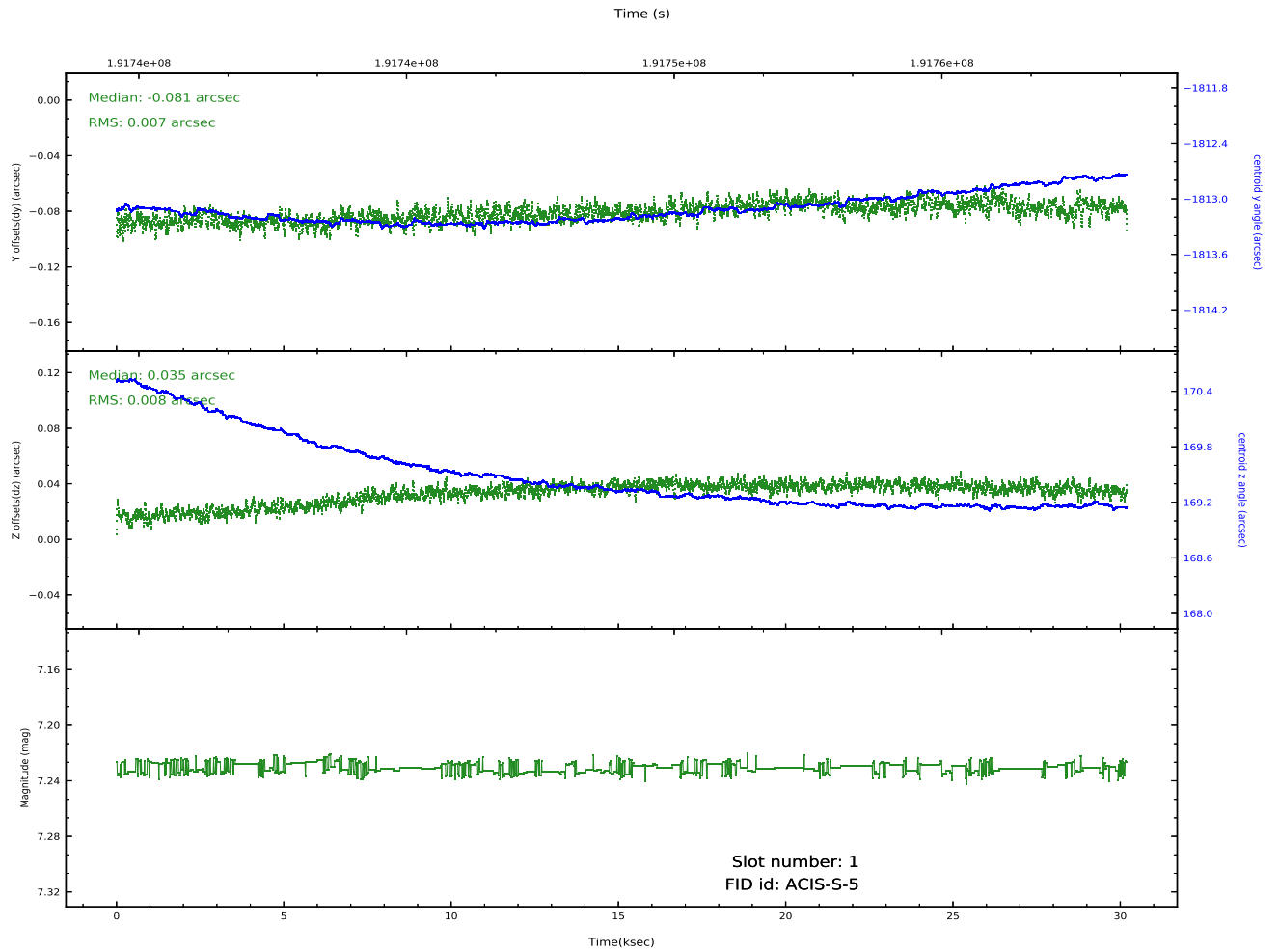
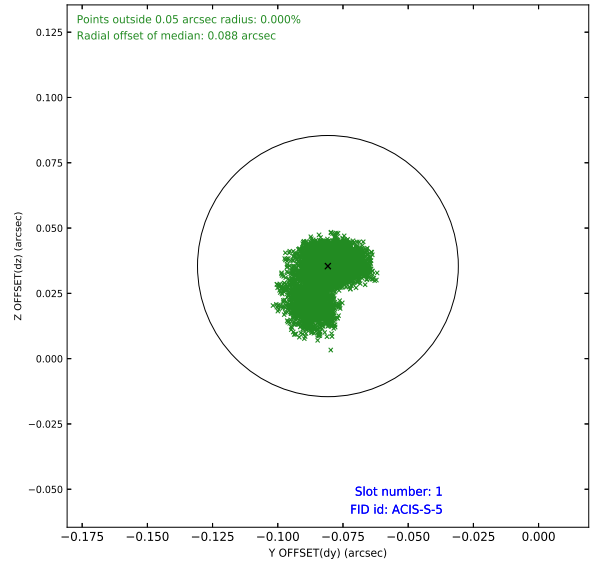
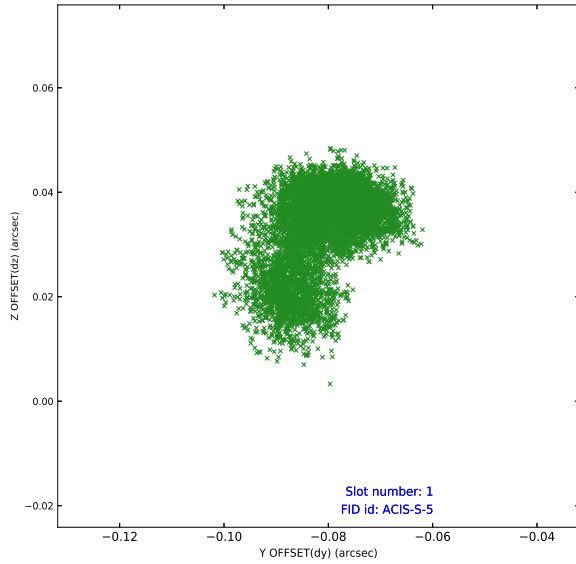


2.5 FID Slots

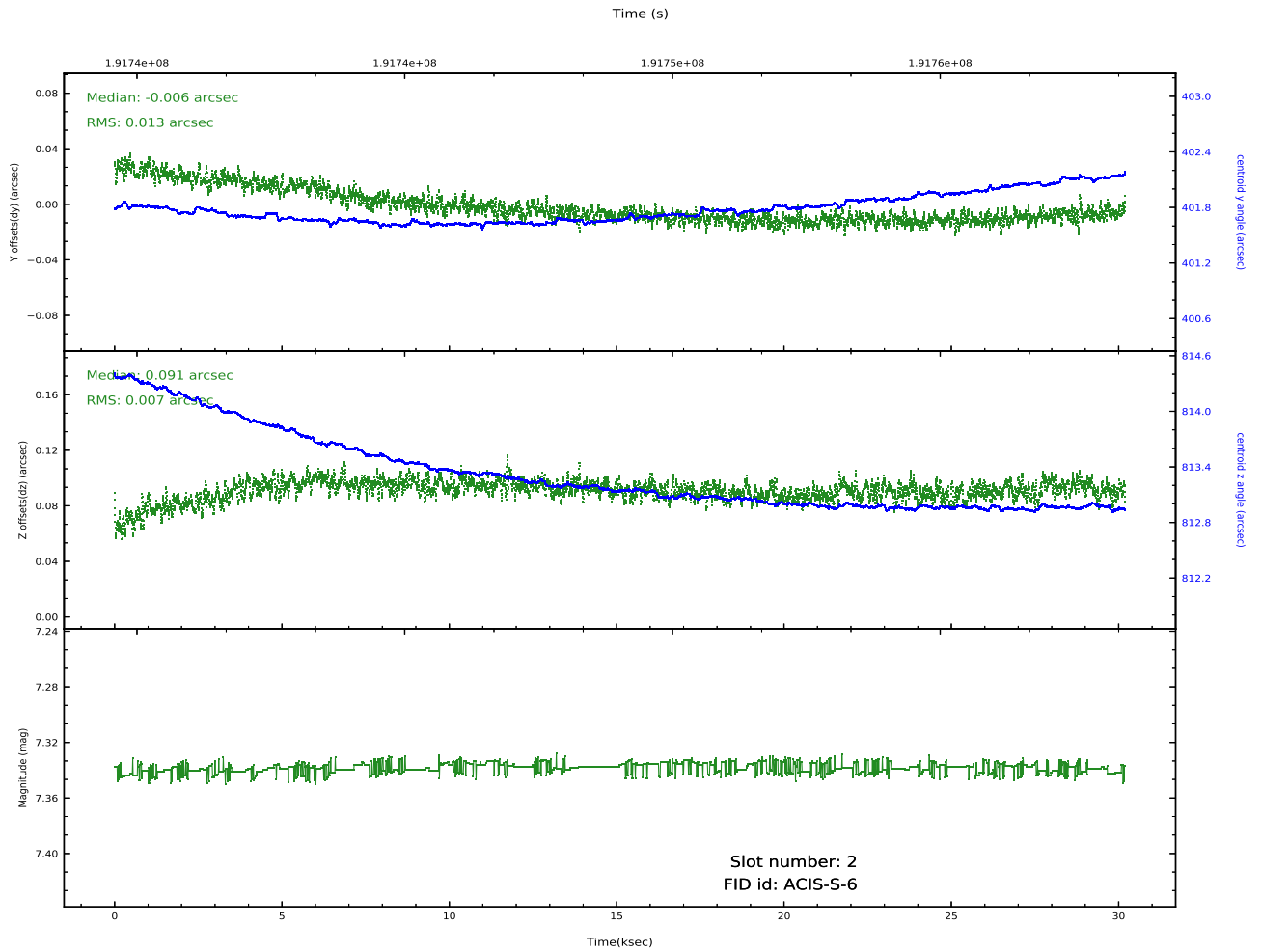
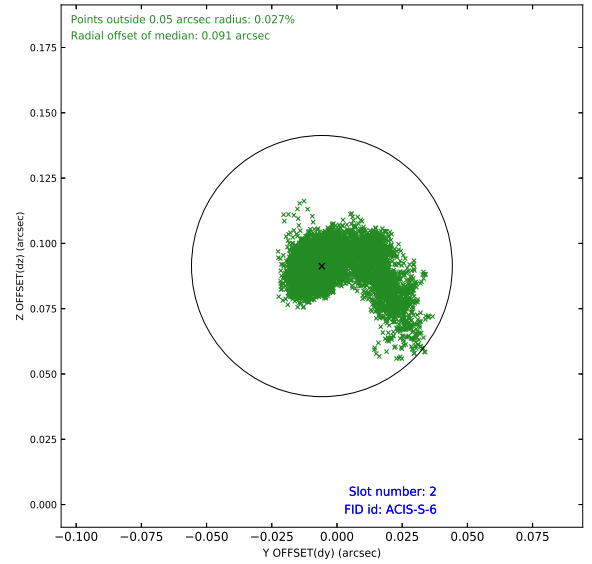
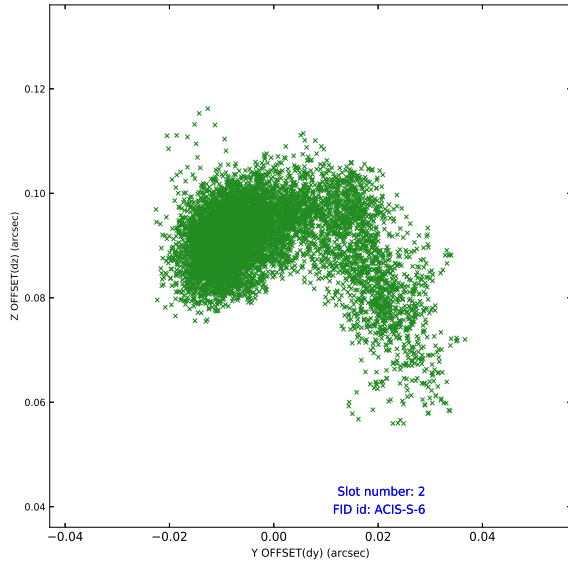
2.5.1 Slot 0



2.5.2 Slot 1



2.5.3 Slot 2



A Summary

A.1 Status

V&V Scientist	Beth Sundheim
V&V Date (YYYY-MM-DD)	2020.09.23
V&V Edition	1
V&V Disposition and Status	OK
V&V Charge Time	30.188

A.2 Comments

Roll constraint met.