

V&V Reference Report

L2 ASCDS Version : 10.9.1

Observation 5491 - L2 Version 4
Chandra X-Ray Center

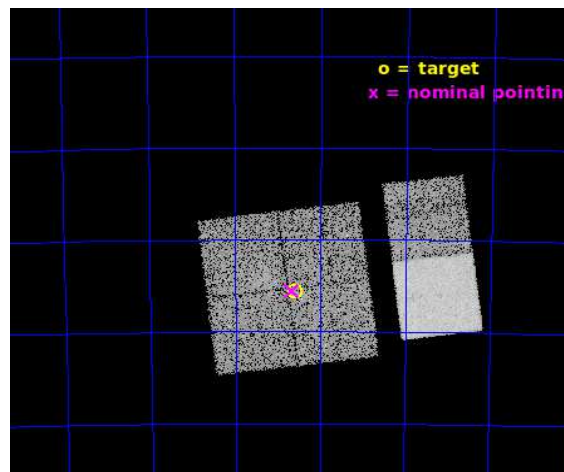
L2 Processing Date : Oct 9 2020

Contents

1	Front	2
2	OBI	3
2.1	OBI	3
2.1.1	Images	3
2.1.2	Bias	3
2.1.3	Parameters	4
2.1.4	Events	4
2.2	Compared Parameters	5
2.3	Aspect	6
2.4	Star Slots	9
2.4.1	Slot 3	9
2.4.2	Slot 4	10
2.4.3	Slot 5	11
2.4.4	Slot 6	12
2.4.5	Slot 7	13
2.5	FID Slots	14
2.5.1	Slot 0	14
2.5.2	Slot 1	15
2.5.3	Slot 2	16
A	Summary	17
A.1	Status	17
A.2	Comments	17

1 Front


seq_num	400421	Sequence number
obs_id	5491	Observation id
title	Discovering X-ray pulsars in the Wing of the Small Magellanic Cloud	
observer	Malcolm Coe	Principal investigator
object	[MCS2008] 468	Source name
dtycycle	0	
cycle	P	events from which exps? Prim/Second/Both
ra_targ	20.15	Observer's specified target RA [deg]
dec_targ	-72.761111	Observer's specified target Dec [deg]
ra_nom	20.167104621727	Nominal RA [deg]
dec_nom	-72.759467859838	Nominal Dec [deg]
roll_nom	83.01440160107	Nominal Roll [deg]
revision	4	Processing version of data
ontime	9171.1999658346	Sum of GTIs [s]
livetime	9055.0687096336	Livetime [s]
ontime0	9171.1999658346	Sum of GTIs [s]
ontime1	9167.9590851665	Sum of GTIs [s]
ontime2	9171.1999658346	Sum of GTIs [s]
ontime3	9171.1999658346	Sum of GTIs [s]
ontime6	9171.1999658346	Sum of GTIs [s]
ontime7	9171.1999658346	Sum of GTIs [s]
l2events	76731	Number of level 2 events




2 OBI

2.1 OBI

2.1.1 Images



2.1.2 Bias



2.1.3 Parameters

obi_num	0	Obi number	sched_exp_time	9000.000000	[s] Scheduled observation exposure time
ascdsver	10.9.1	Processing system revision	ontime	9171.1999658346	Sum of GTIs [s]
caldbver	4.9.2	 	ontime0	9171.1999658346	Sum of GTIs [s]
date	2020-10-09T14:04:15	Date and time of file creation	ontime1	9167.9590851665	Sum of GTIs [s]
revision	4	Processing version of data	ontime2	9171.1999658346	Sum of GTIs [s]
			ontime3	9171.1999658346	Sum of GTIs [s]
			ontime6	9171.1999658346	Sum of GTIs [s]
			ontime7	9171.1999658346	Sum of GTIs [s]
			l1events	446945	Number of level 1 events

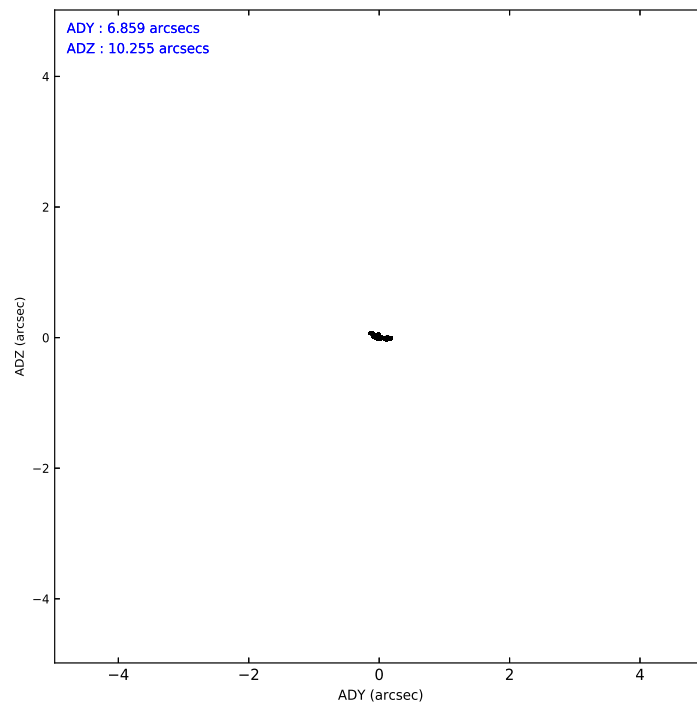
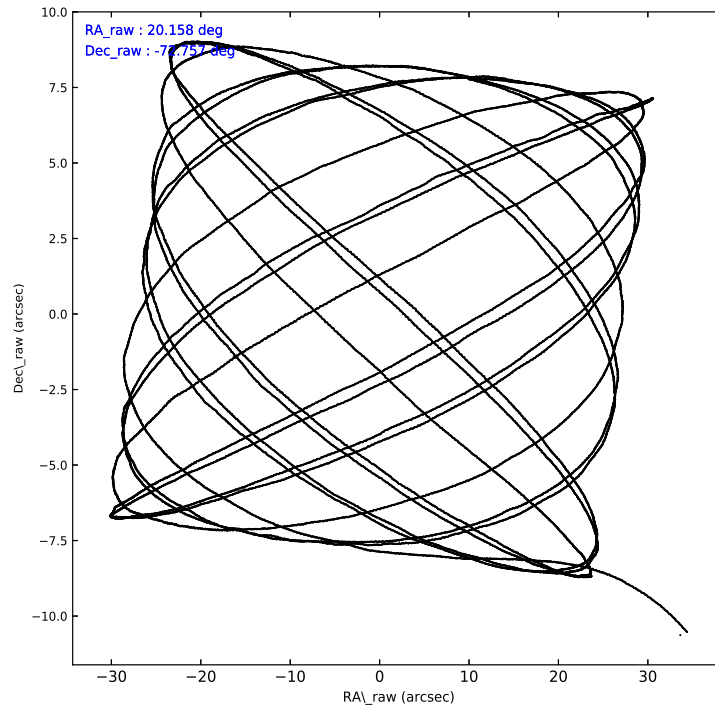
2.1.4 Events

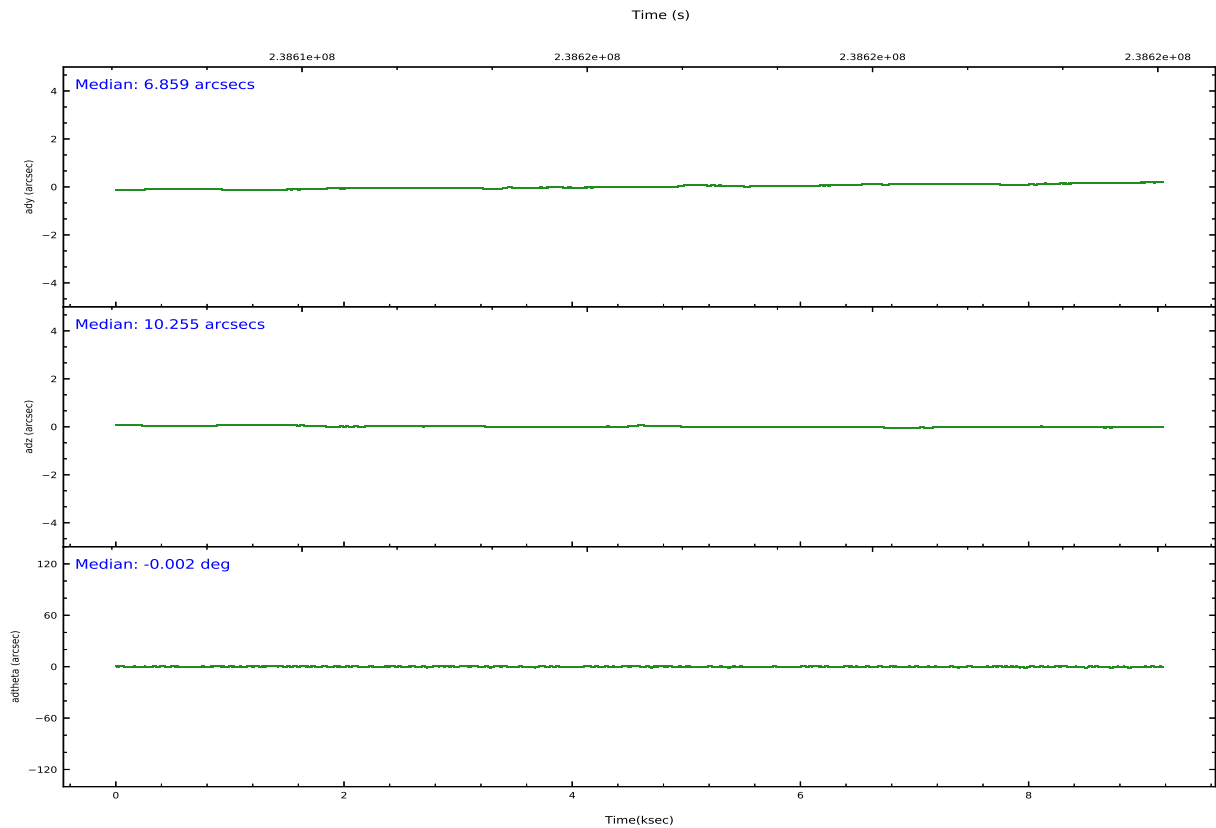
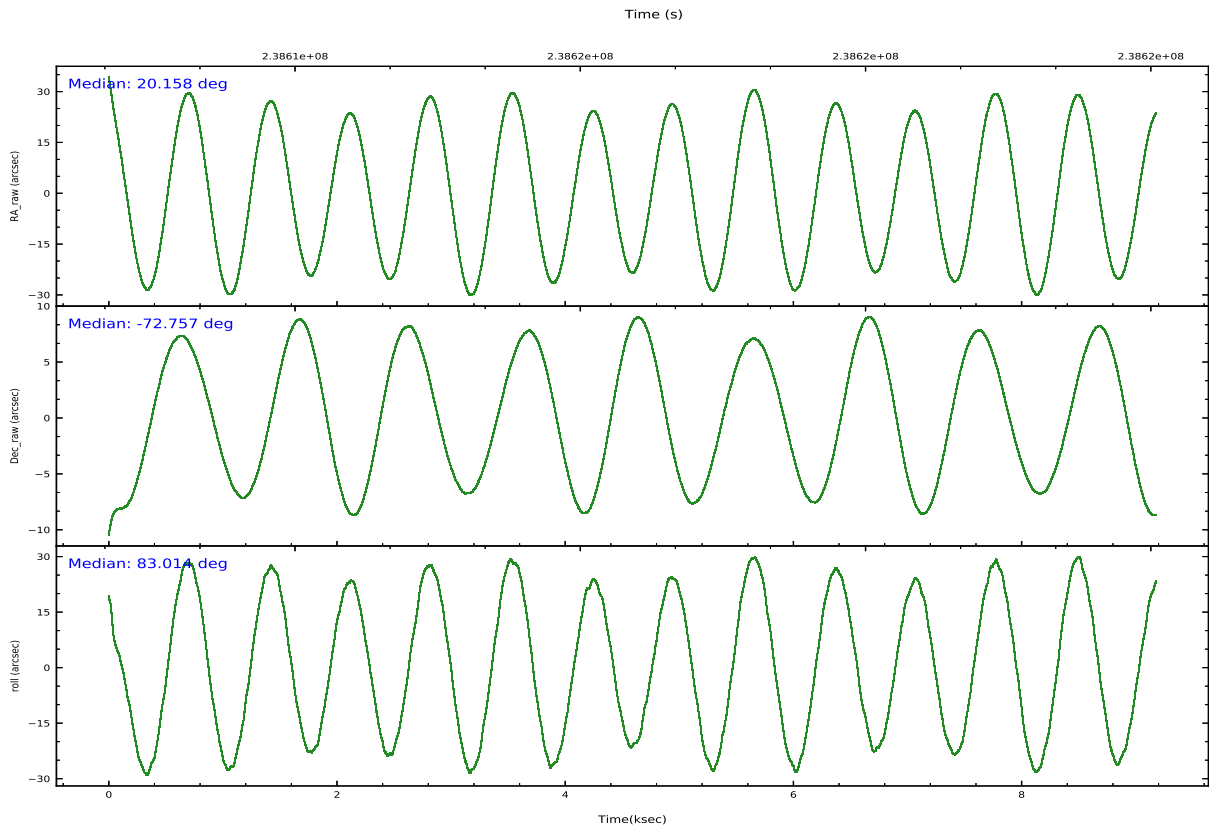
	ccd 0	ccd 1	ccd 2	ccd 3	ccd 6	ccd 7		ccd 0	ccd 1	ccd 2	ccd 3	ccd 6	ccd 7
level 1 events	64766	64734	71146	70099	76444	99756	grade 0 events	4004	3611	3825	3846	3338	3665
rejected events	55716	56045	62794	61666	67816	59151		6%	5%	5%	5%	4%	3%
rejected %	86%	86%	88%	87%	88%	59%	grade 1 events	46	37	31	49	41	107
								0%	0%	0%	0%	0%	0%
							grade 2 events	1941	1978	1724	1677	1939	8110
								2%	3%	2%	2%	2%	8%
							grade 3 events	869	827	799	808	907	3614
								1%	1%	1%	1%	1%	3%
							grade 4 events	879	808	780	816	838	3715
								1%	1%	1%	1%	1%	3%
							grade 5 events	2988	3144	2847	3223	3456	9431
								4%	4%	4%	4%	4%	9%
							grade 6 events	1566	1705	1372	1483	1808	22424
								2%	2%	1%	2%	2%	22%
							grade 7 events	52473	52624	59768	58197	64117	48690
								81%	81%	84%	83%	83%	48%

2.2 Compared Parameters

Parameter	Planned	Actual	Parameter	Planned	Actual
Instrument	ACIS	ACIS	Obspar version number	8	8
Detector	ACIS-012367	ACIS-012367	Obspar file type	PREDICTED	ACTUAL
Grating	NONE	NONE	Obspar update status	NONE	UPDATED
Data mode	FAINT	FAINT	Number of optional ACIS chips dropped	0	0
Observation mode	POINTING	POINTING	On-chip summing requested	N	N
[deg] Pointing RA	20.194323	20.167104621727	Subarray requested	NONE	NONE
[deg] Pointing Dec	-72.782245	-72.759467859838	Alternating exposures requested	N	N
[deg] Pointing Roll	82.845572	83.01440160107001	[s] Primary exposure time	0.000000	3.2
[mm] SIM focus pos	-0.782348	-0.7809083437167272			
[mm] SIM defocus	0	0.001439871863259334			
[mm] SIM translation stage pos	-233.592463	-233.5874344608287			
[mm] SIM translation stage offset	0	-0.005018542100998502			
[s] Observation start time (MET)	238611048.184000	238609875.69062			
Observation start date	2005-07-24T16:49:44	2005-07-24T16:31:15			
[s] Observation end time (MET)	238620048.184000	238620625.37861			
Observation end date	2005-07-24T19:19:44	2005-07-24T19:30:25			
Read mode	TIMED	TIMED			

2.3 Aspect





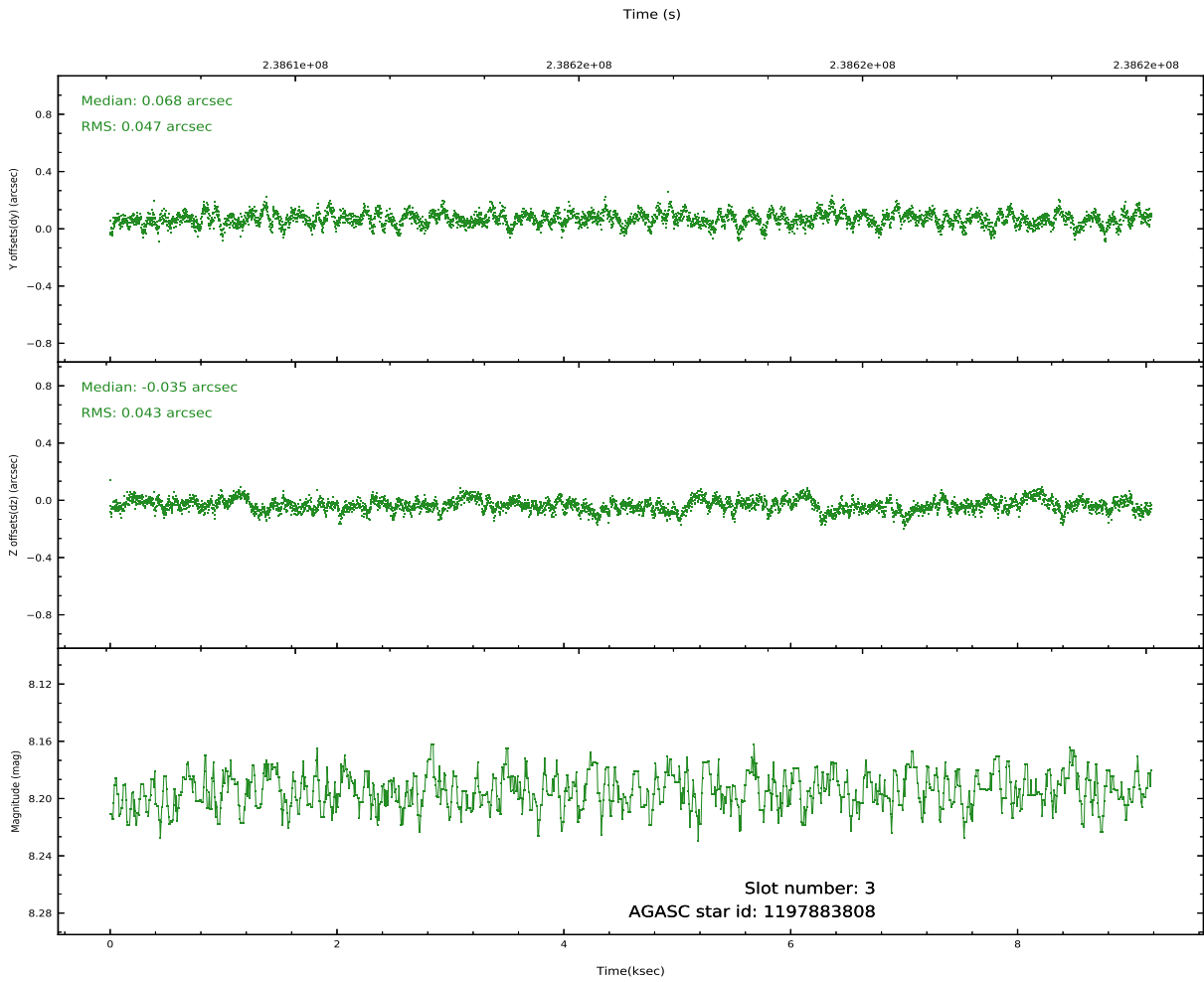
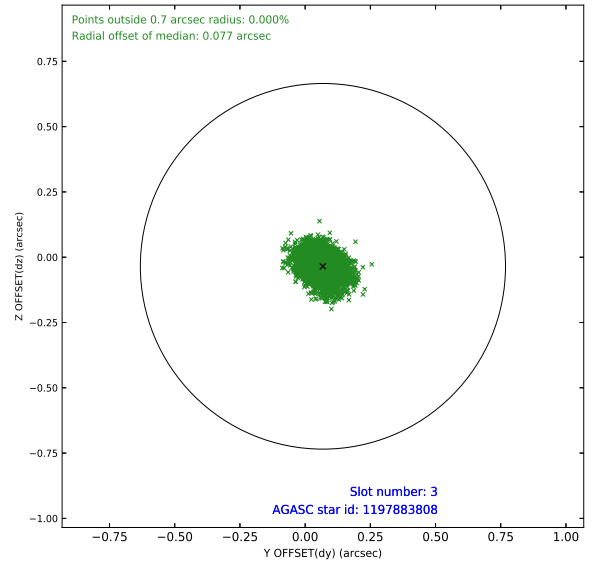
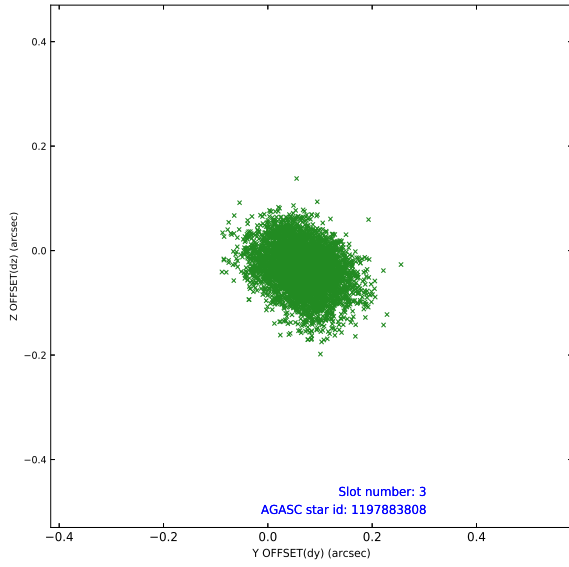
Slot Statistics

slot	status	used	id	mag	n_pts	frac_pts	med_dy	med_dz	dr1	dr2	ra	dec	mean_y	mean_x
0	FID		ACIS-I-1	7.25	2239	1.000	0.023	-0.021	0.007	0.013	0.000000	0.000000	932.84	-833
1	FID		ACIS-I-5	7.23	2239	1.000	-0.202	0.025	0.006	0.011	0.000000	0.000000	-1815.17	1063
2	FID		ACIS-I-6	7.25	2239	1.000	0.087	0.067	0.007	0.011	0.000000	0.000000	397.80	1708
3	GUIDE	used	1197883808	8.20	4479	1.000	0.068	-0.035	0.068	0.110	21.001789	-72.324407	1739.90	-670
4	GUIDE	used	1198265376	8.84	4478	1.000	0.057	0.192	0.074	0.119	21.649225	-72.748973	294.70	-1528
5	GUIDE	used	1198268712	8.52	4478	1.000	-0.109	-0.027	0.077	0.119	21.961983	-73.269598	-1538.94	-2039
6	GUIDE	used	1198269920	8.26	4478	1.000	-0.052	-0.005	0.063	0.108	20.316466	-73.033728	-882.43	-240
7	GUIDE	used	1198282880	9.60	4470	1.000	0.037	-0.124	0.129	0.207	17.772623	-73.017886	-1209.86	2413

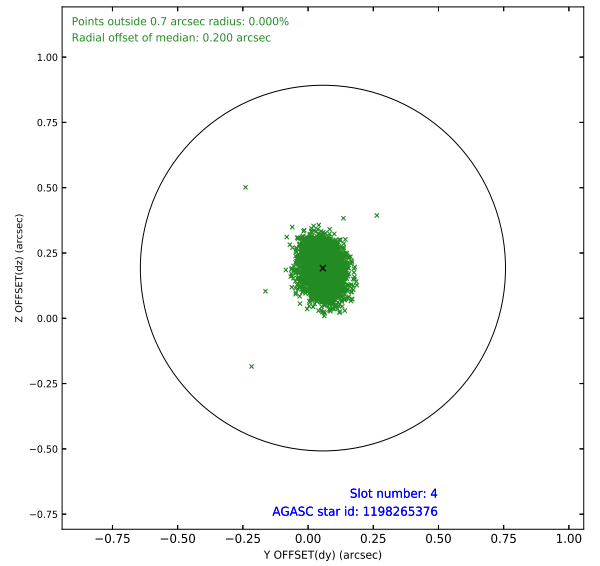
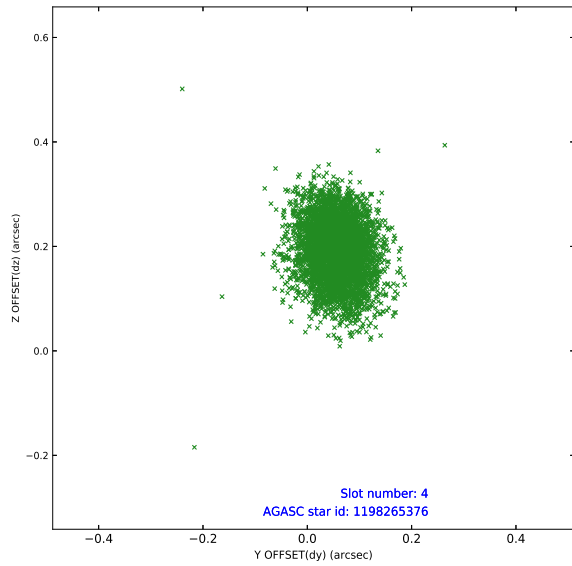
∞

2.4 Star Slots

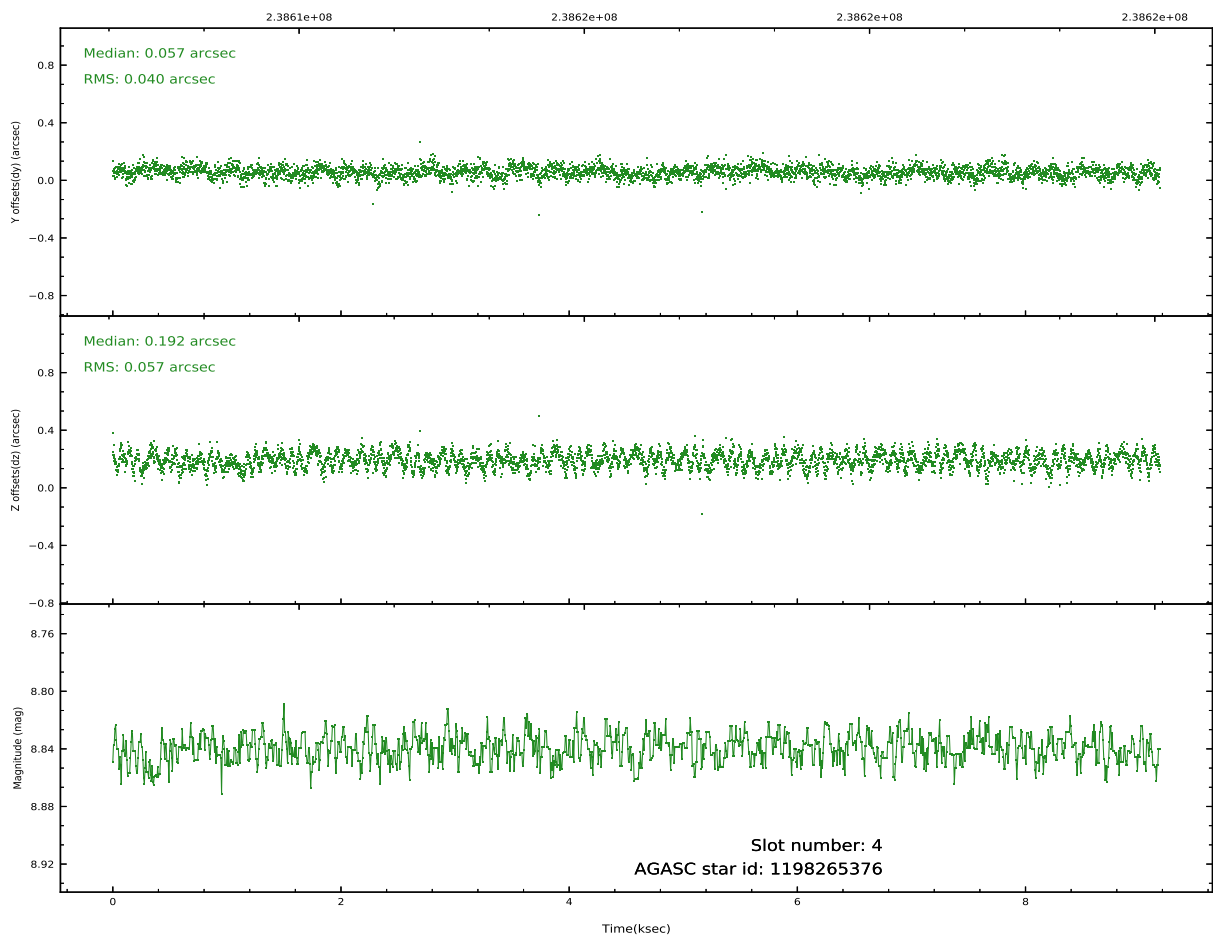
2.4.1 Slot 3



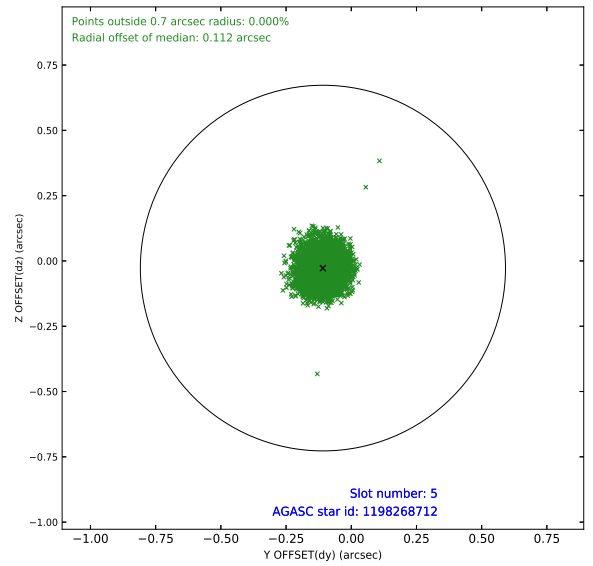
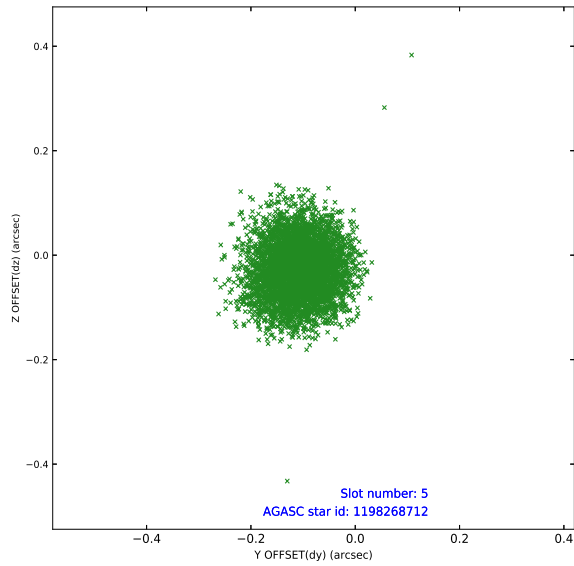
2.4.2 Slot 4



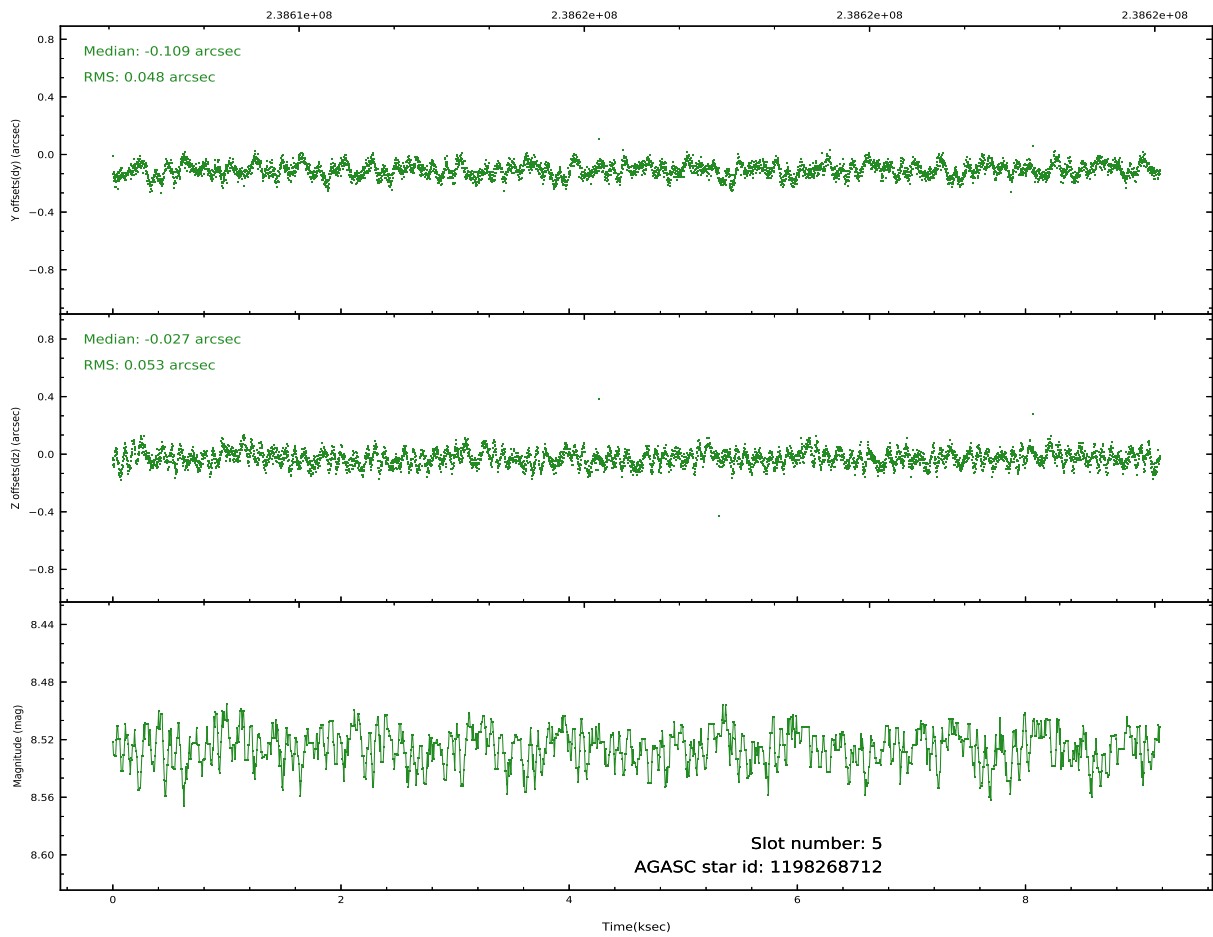
Time (s)



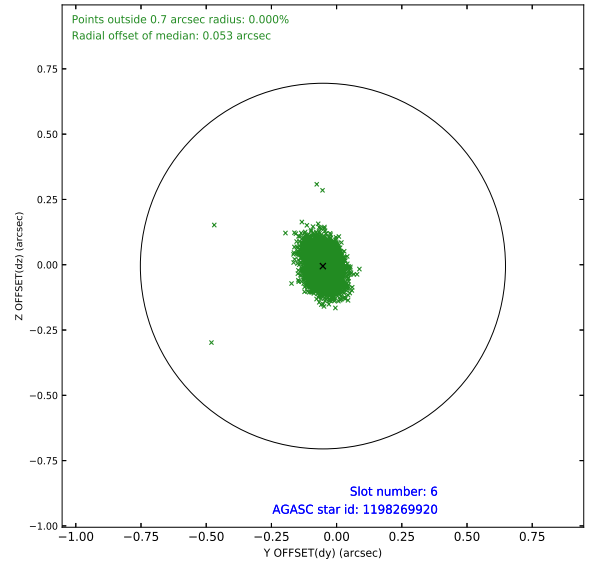
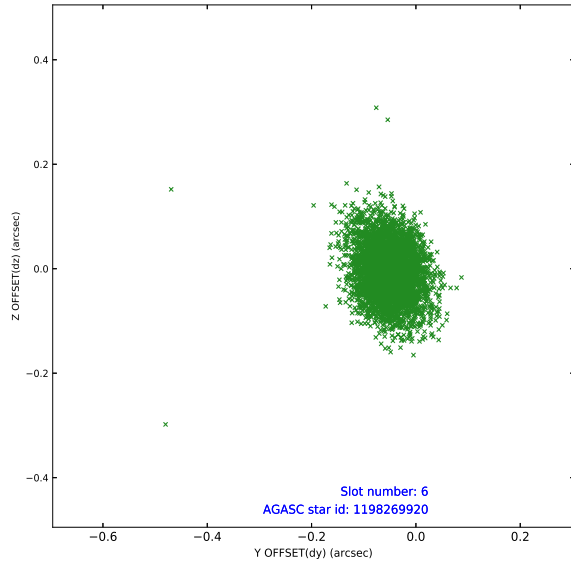
2.4.3 Slot 5



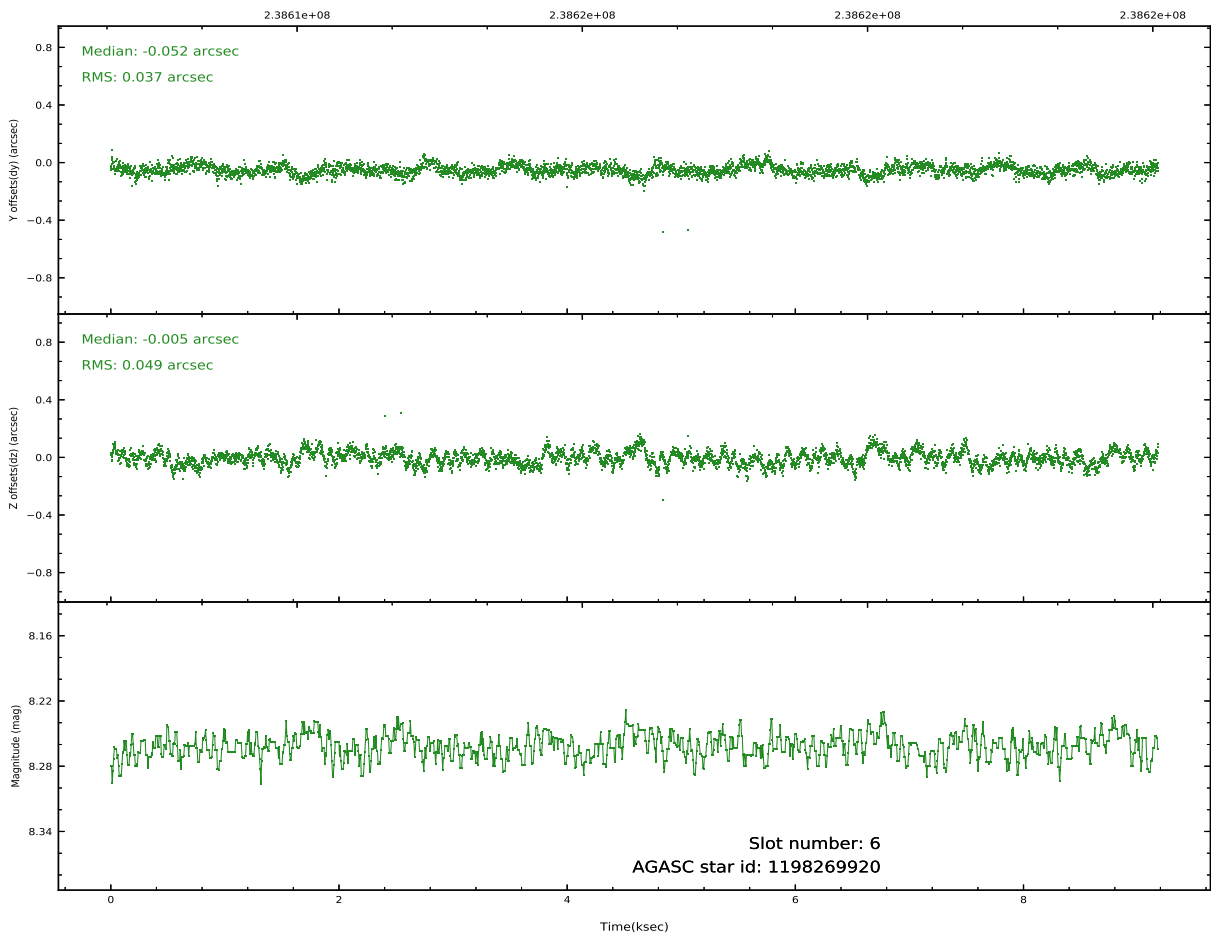
Time (s)



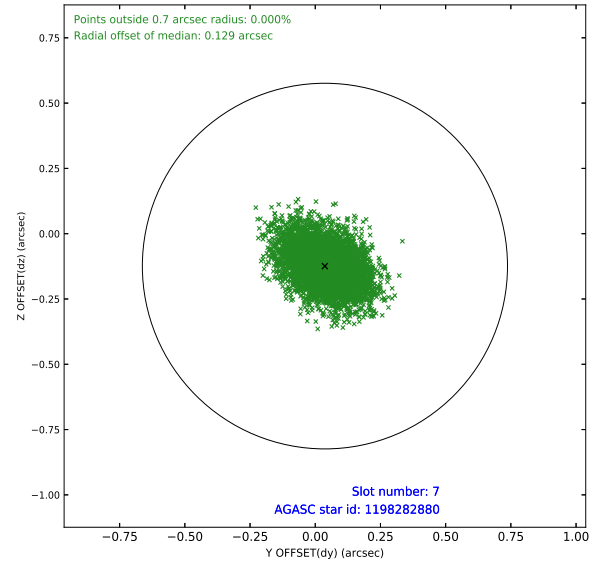
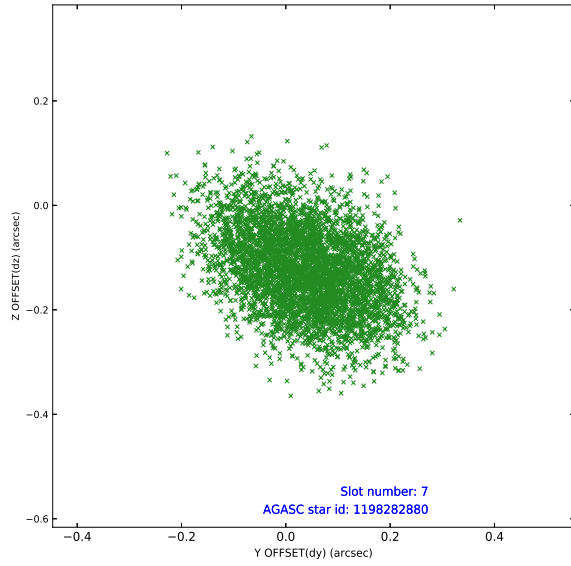
2.4.4 Slot 6



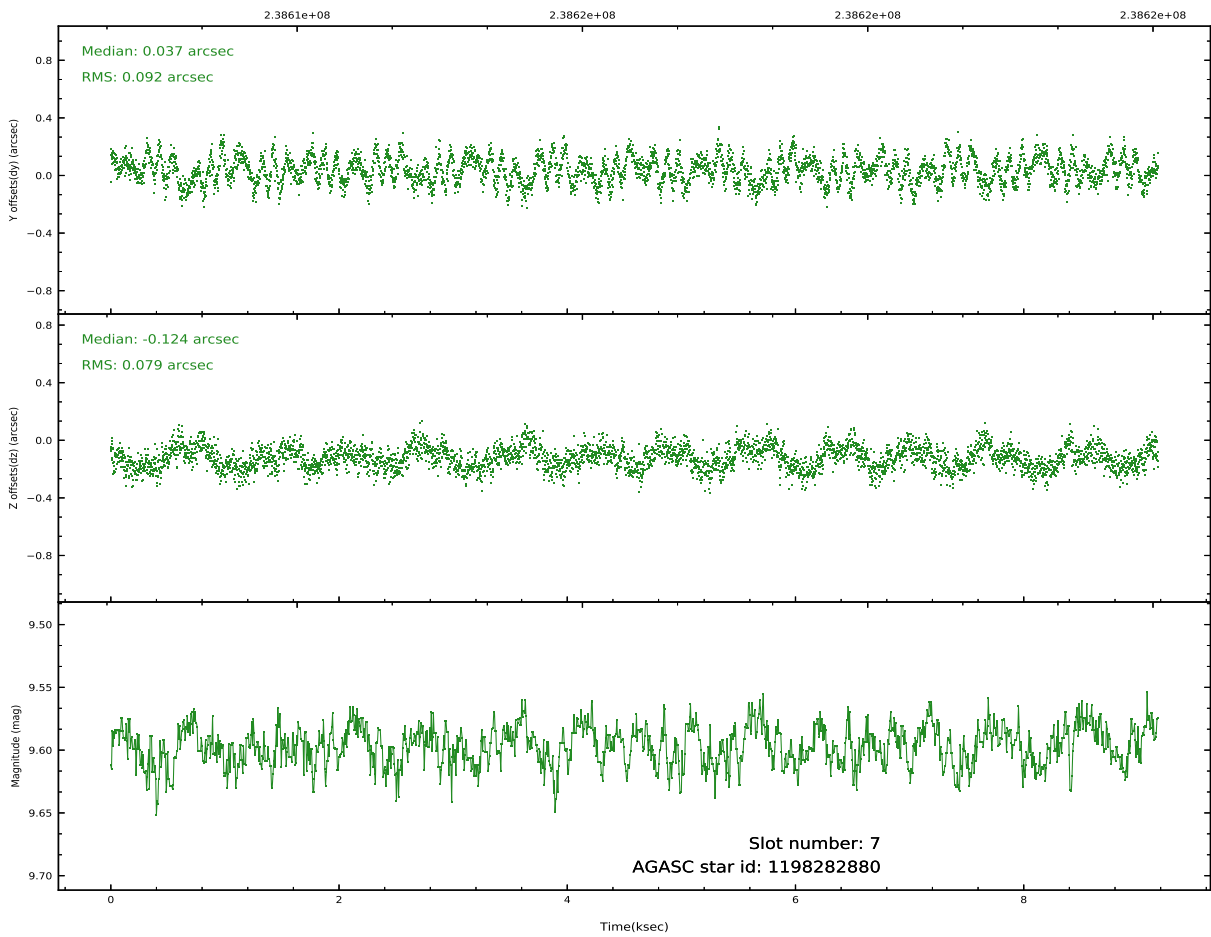
Time (s)



2.4.5 Slot 7

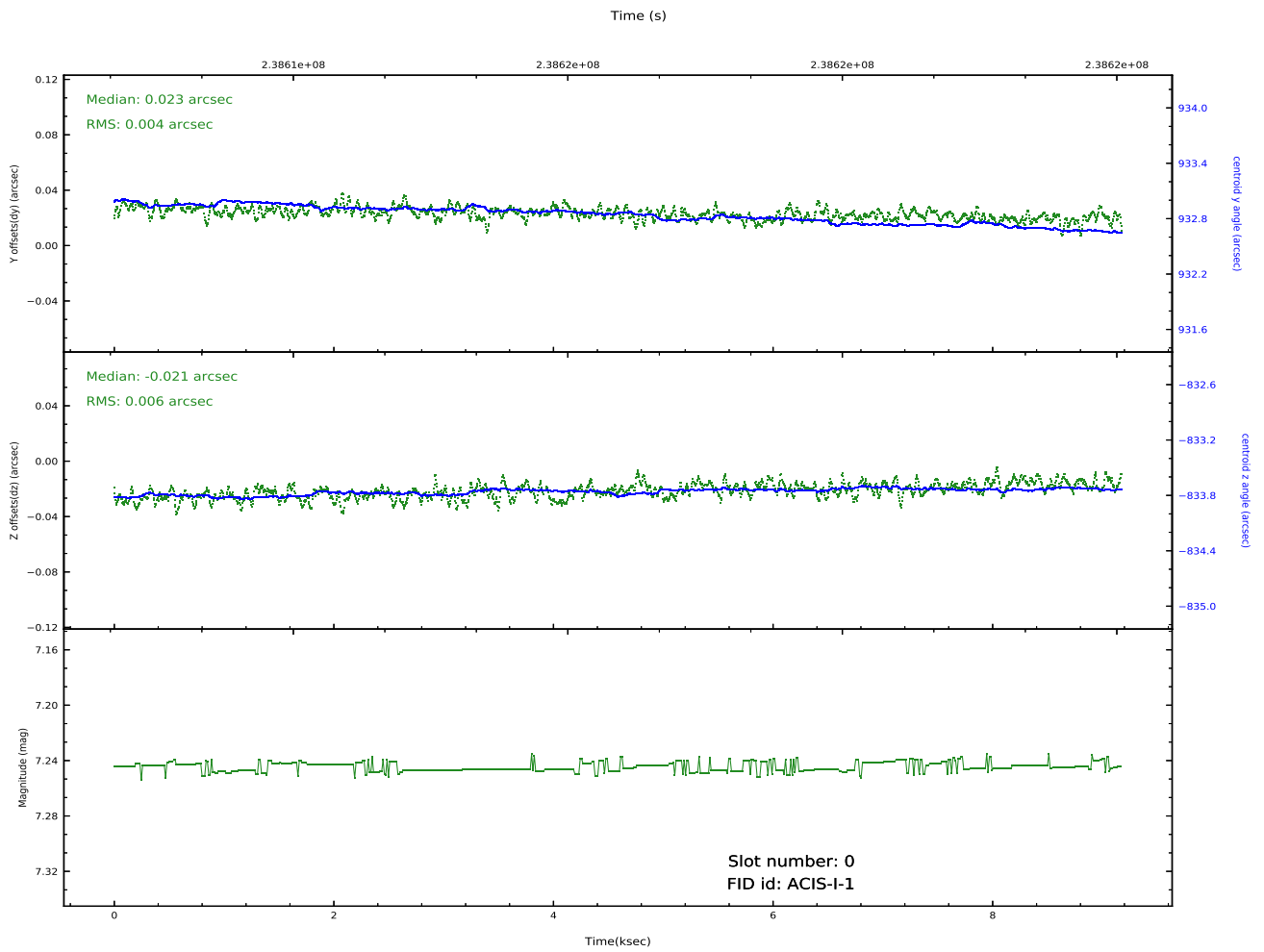
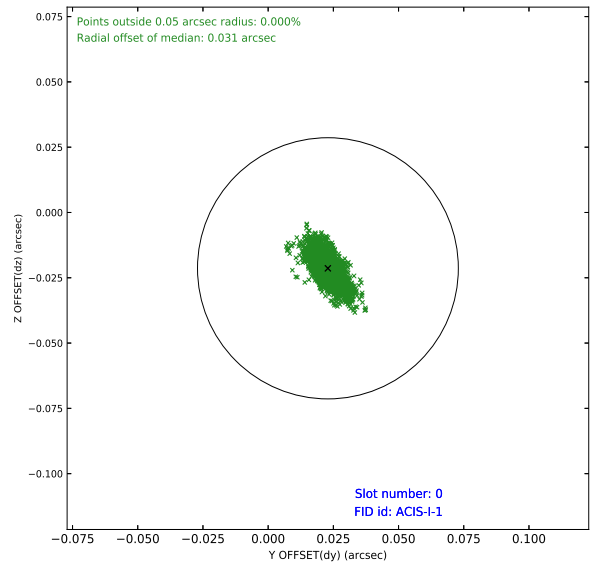
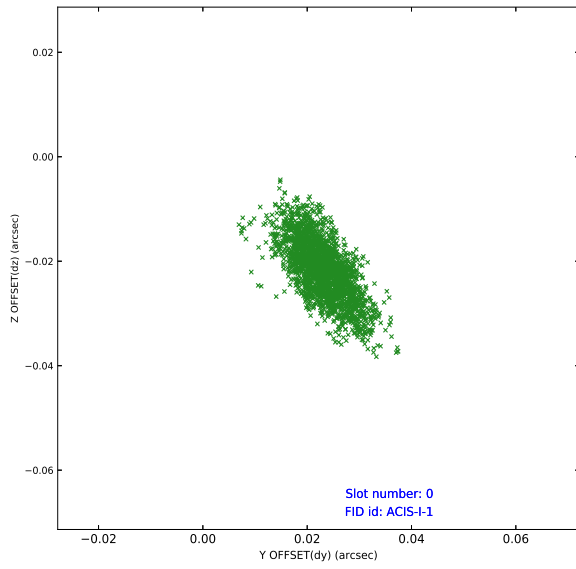


Time (s)

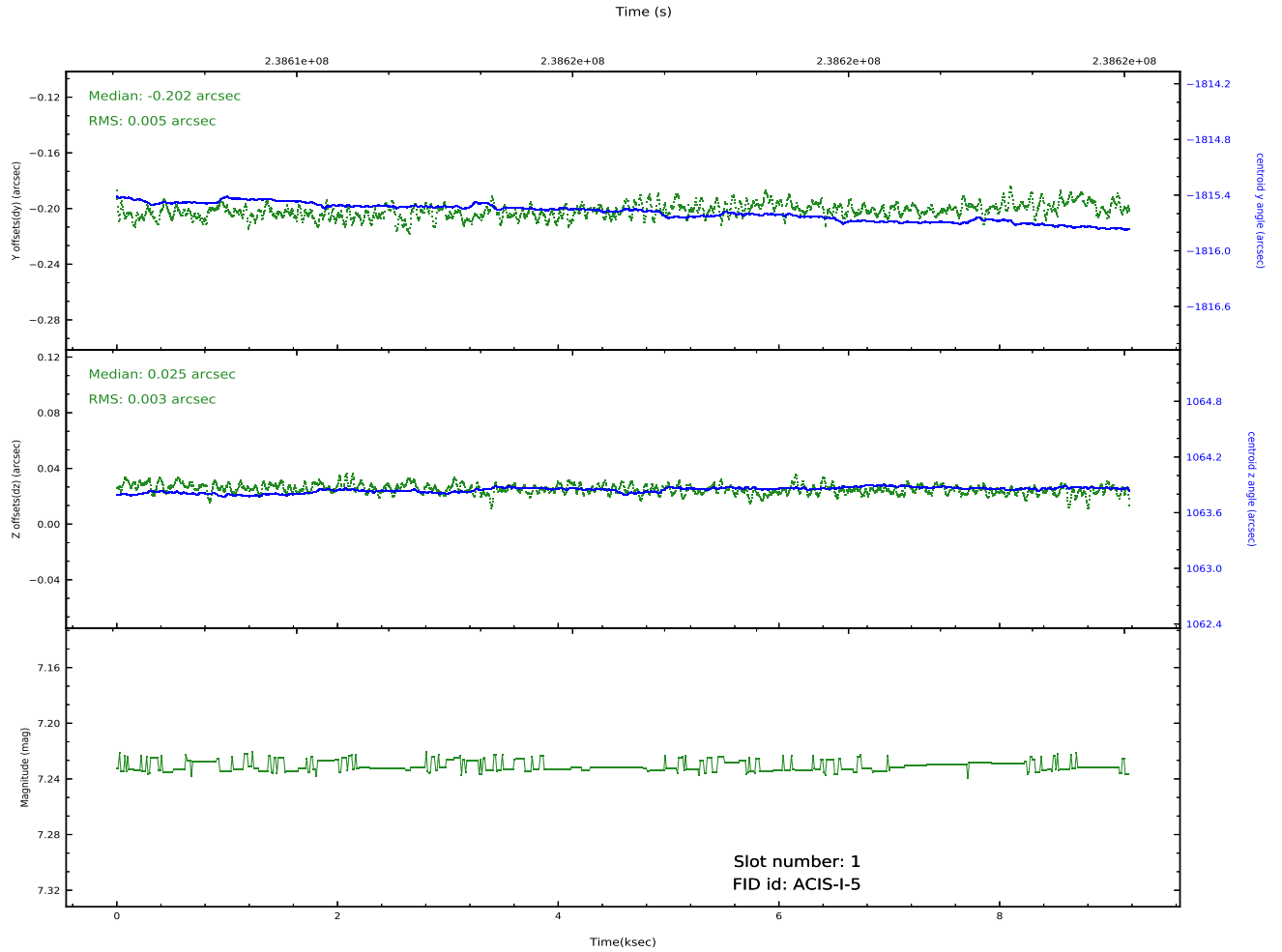
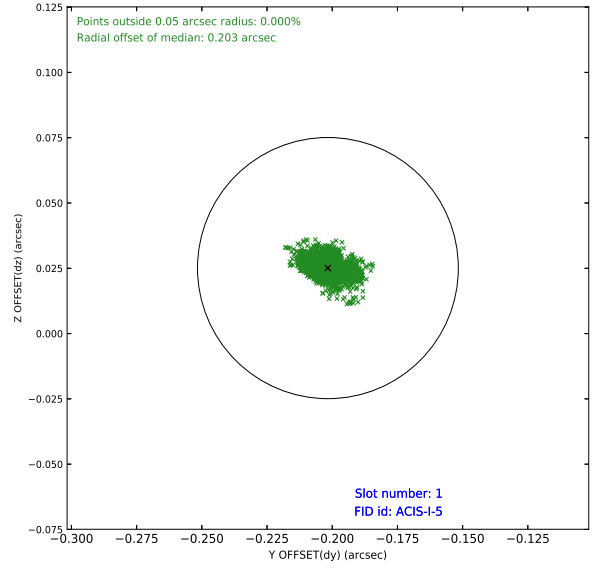
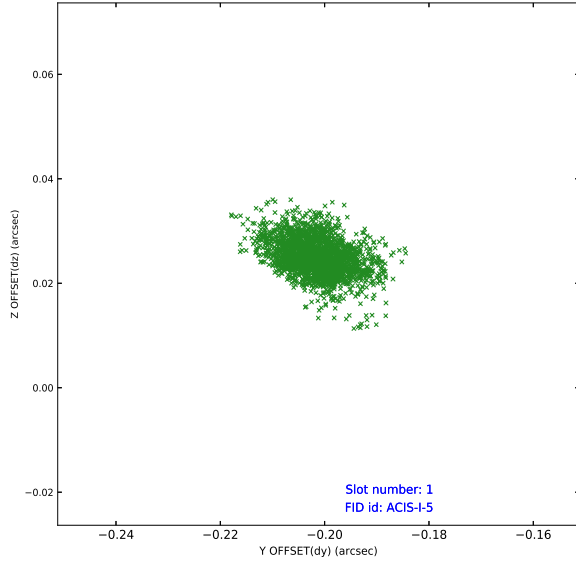


2.5 FID Slots

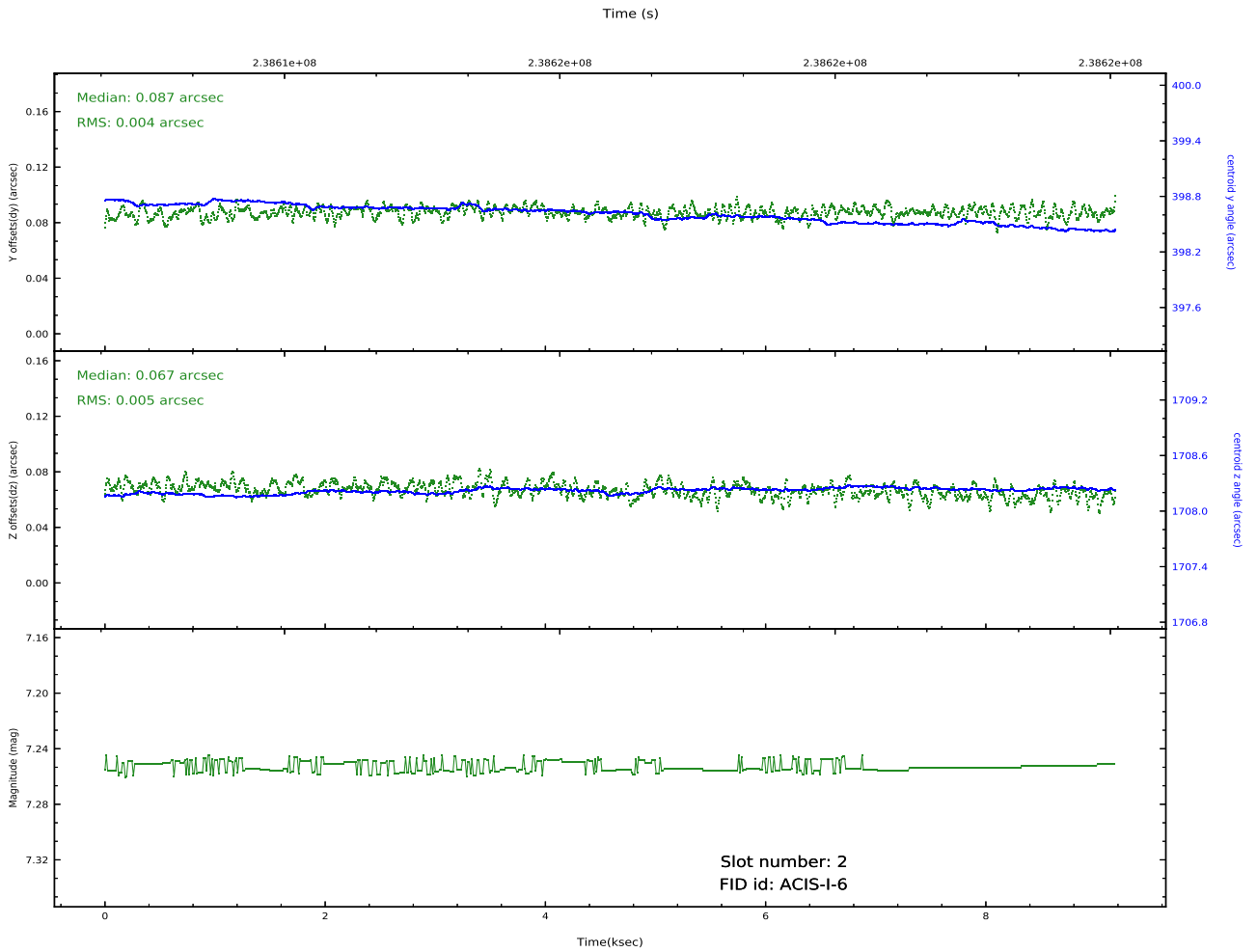
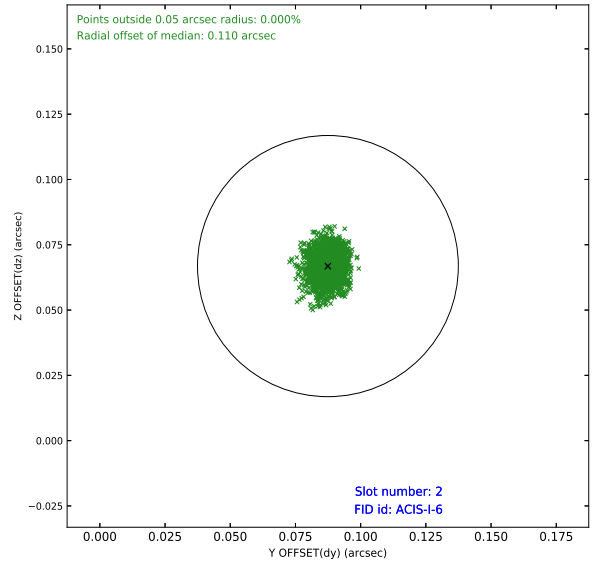
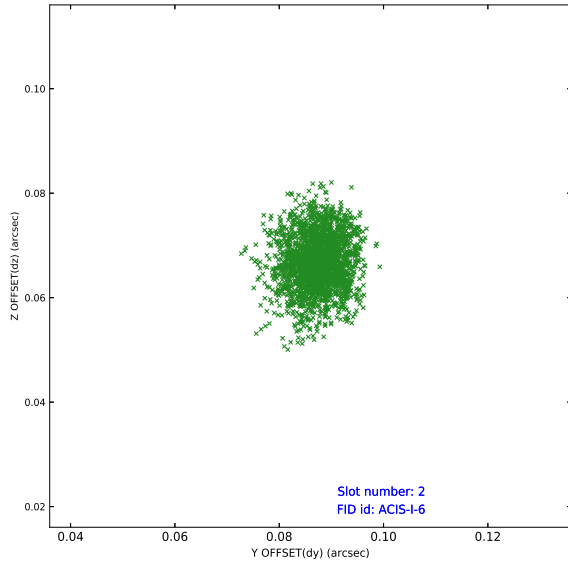
2.5.1 Slot 0



2.5.2 Slot 1



2.5.3 Slot 2



A Summary

A.1 Status

V&V Scientist	Francesca Civano
V&V Date (YYYY-MM-DD)	2020.10.13
V&V Edition	1
V&V Disposition and Status	OK
V&V Charge Time	9.389191

A.2 Comments

Charge time for this ObsId remains at original value of 9.389191 ksec, although with the current processing the charge time would have been 9.171 ksec.