

V&V Reference Report

L2 ASCDS Version : 10.9.1

Observation 5781 - L2 Version 4
Chandra X-Ray Center

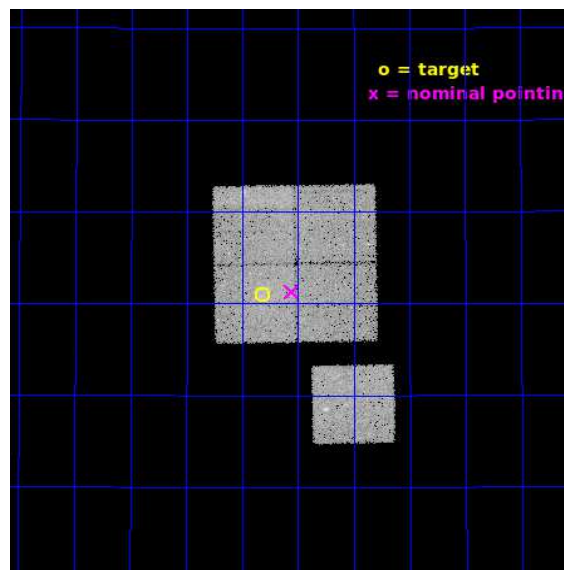
L2 Processing Date : Oct 7 2020

Contents

1	Front	2
2	OBI	3
2.1	OBI	3
2.1.1	Images	3
2.1.2	Bias	3
2.1.3	Parameters	4
2.1.4	Events	4
2.2	Compared Parameters	5
2.3	Aspect	6
2.4	Star Slots	9
2.4.1	Slot 3	9
2.4.2	Slot 4	10
2.4.3	Slot 5	11
2.4.4	Slot 6	12
2.4.5	Slot 7	13
2.5	FID Slots	14
2.5.1	Slot 0	14
2.5.2	Slot 1	15
2.5.3	Slot 2	16
A	Summary	17
A.1	Status	17
A.2	Comments	17

1 Front


seq_num	800494	Sequence number
obs_id	5781	Observation id
title	Chandra observations of high-redshift clusters of galaxies from the 400 Square Degrees ROSAT PSPC survey	Proposal title
observer	Dr. Stephen Murray	Principal investigator
object	CIG J1312+3900	Source name
dtcycle	0	
cycle	P	events from which exps? Prim/Second/Both
ra_targ	198.080833	Observer's specified target RA [deg]
dec_targ	39.016111	Observer's specified target Dec [deg]
ra_nom	198.01394478002	Nominal RA [deg]
dec_nom	39.021751945523	Nominal Dec [deg]
roll_nom	179.04378231503	Nominal Roll [deg]
revision	4	Processing version of data
ontime	26771.517967969	Sum of GTIs [s]
livetime	26421.728376813	Livetime [s]
ontime0	26774.658958256	Sum of GTIs [s]
ontime1	26771.517948061	Sum of GTIs [s]
ontime2	26777.799948484	Sum of GTIs [s]
ontime3	26771.517967969	Sum of GTIs [s]
ontime6	26774.658938318	Sum of GTIs [s]
l2events	92035	Number of level 2 events




2 OBI

2.1 OBI

2.1.1 Images



2.1.2 Bias



2.1.3 Parameters

obi_num	2	Obi number	sched_exp_time	27006.922000	[s] Scheduled observation exposure time
ascdsver	10.9.1	Processing system revision	ontime	26771.517967969	Sum of GTIs [s]
caldsver	4.9.2	 	ontime0	26774.658958256	Sum of GTIs [s]
date	2020-10-07T16:39:57	Date and time of file creation	ontime1	26771.517948061	Sum of GTIs [s]
revision	4	Processing version of data	ontime2	26777.799948484	Sum of GTIs [s]
			ontime3	26771.517967969	Sum of GTIs [s]
			ontime6	26774.658938318	Sum of GTIs [s]
			l1events	865762	Number of level 1 events

2.1.4 Events

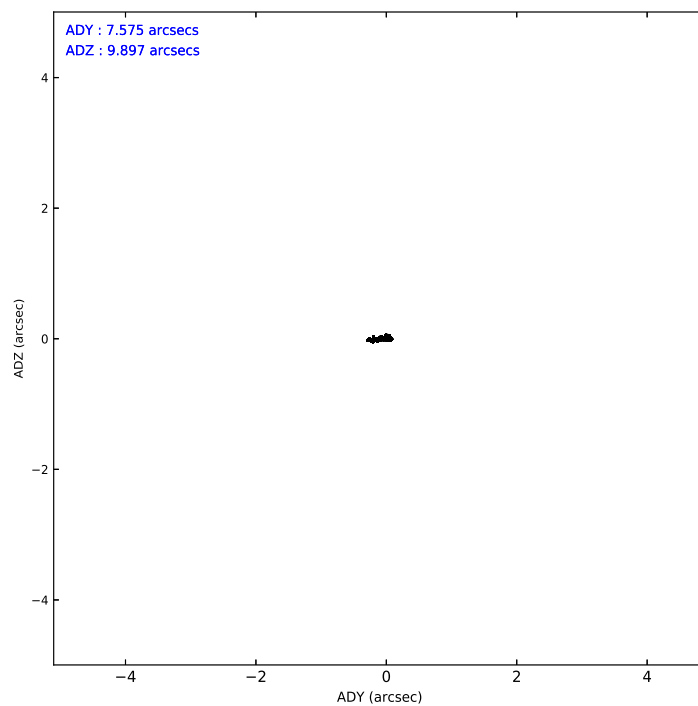
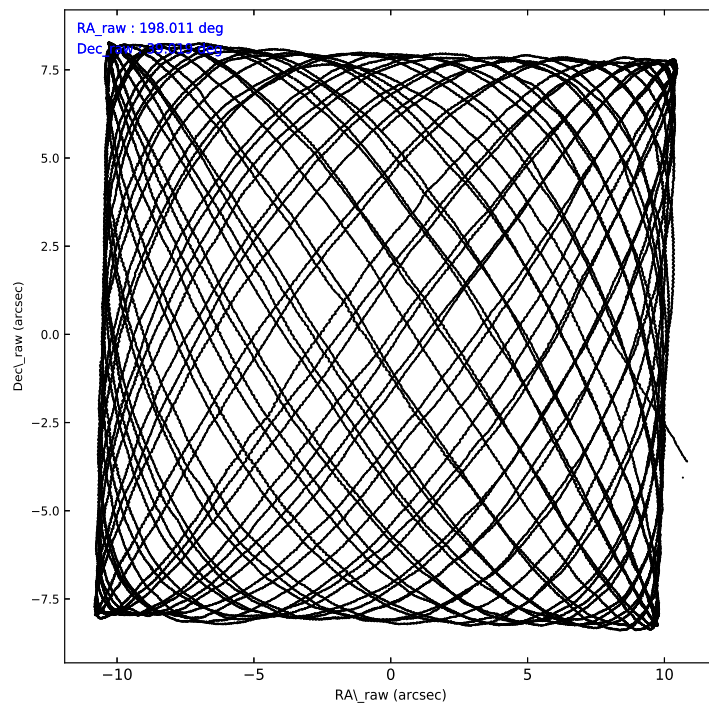
	ccd 0	ccd 1	ccd 2	ccd 3	ccd 6
level 1 events	164963	166752	181827	173883	178337
rejected events	143843	143346	161563	152864	155972
rejected %	87%	85%	88%	87%	87%

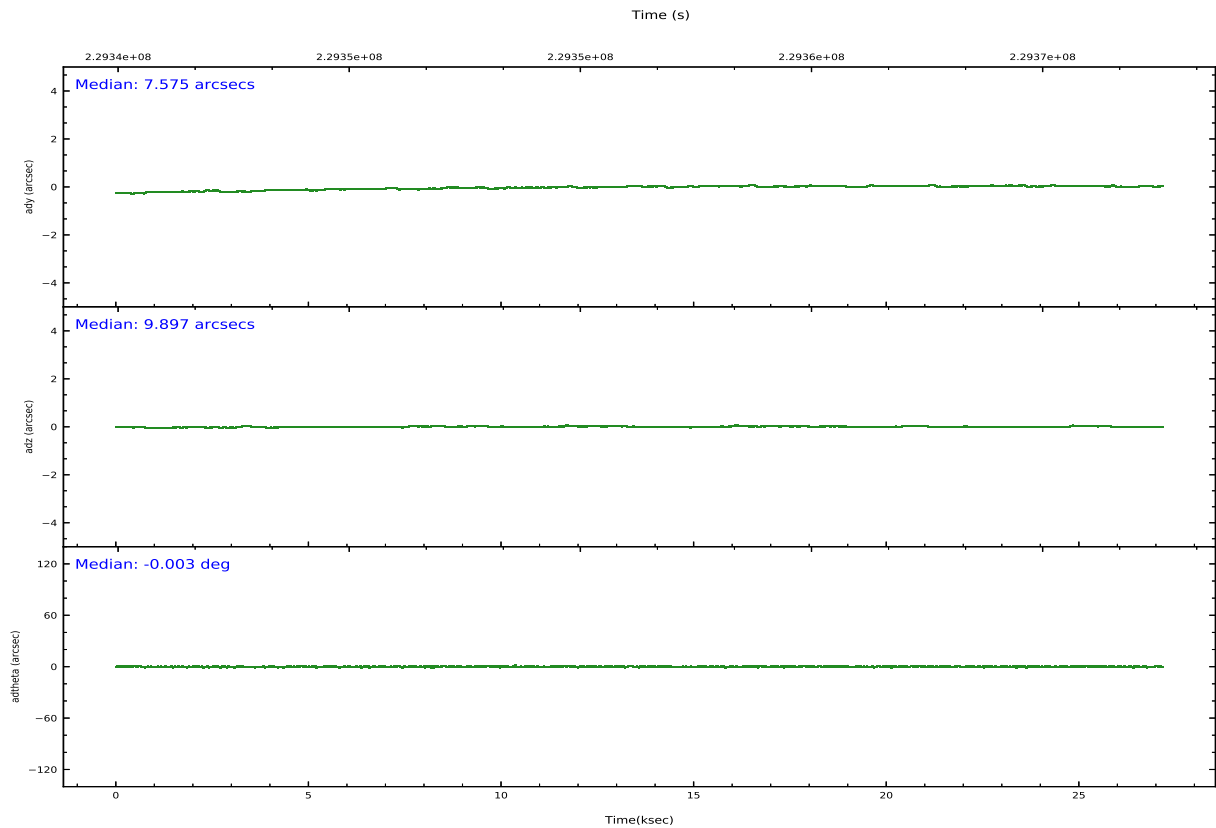
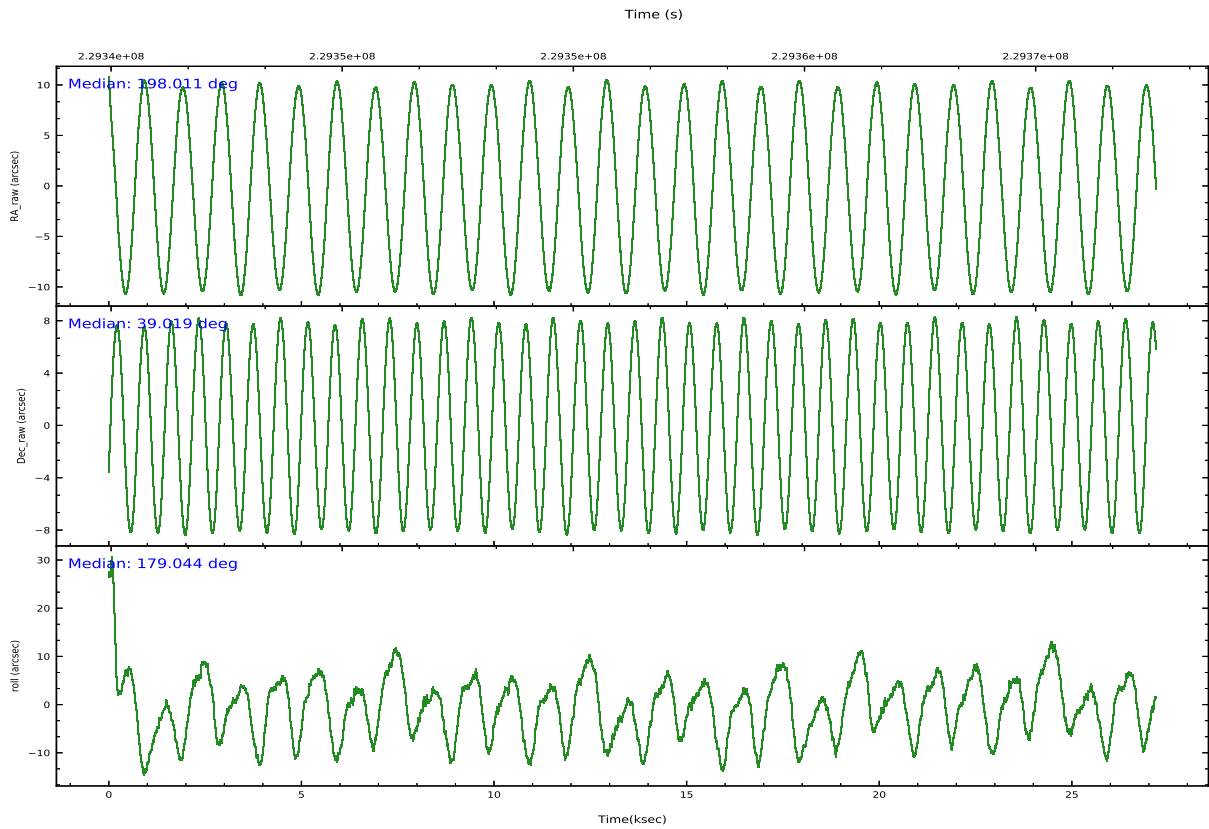
	ccd 0	ccd 1	ccd 2	ccd 3	ccd 6
grade 0 events	9061	10416	8929	9531	10051
	5%	6%	4%	5%	5%
grade 1 events	101	90	88	86	89
	0%	0%	0%	0%	0%
grade 2 events	4511	4594	4118	3968	4138
	2%	2%	2%	2%	2%
grade 3 events	2182	2195	1937	2112	2079
	1%	1%	1%	1%	1%
grade 4 events	1957	2237	2013	1935	2034
	1%	1%	1%	1%	1%
grade 5 events	6017	6590	5746	6848	6784
	3%	3%	3%	3%	3%
grade 6 events	3409	3965	3267	3477	4065
	2%	2%	1%	1%	2%
grade 7 events	137725	136665	155729	145926	149097
	83%	81%	85%	83%	83%

2.2 Compared Parameters

Parameter	Planned	Actual	Parameter	Planned	Actual
Instrument	ACIS	ACIS	Obspar version number	8	8
Detector	ACIS-01236	ACIS-01236	Obspar file type	PREDICTED	ACTUAL
Grating	NONE	NONE	Obspar update status	NONE	UPDATED
Data mode	VFAINT	VFAINT	Number of optional ACIS chips dropped	0	0
Observation mode	POINTING	POINTING	On-chip summing requested	N	N
[deg] Pointing RA	198.041788	198.01394478002	Subarray requested	NONE	NONE
[deg] Pointing Dec	39.032407	39.021751945523	Alternating exposures requested	N	N
[deg] Pointing Roll	178.829407	179.04378231503	[s] Primary exposure time	0.000000	3.1
[mm] SIM focus pos	-0.782348	-0.7809083437167272			
[mm] SIM defocus	0	0.001439871863259334			
[mm] SIM translation stage pos	-225.840463	-225.848371962627			
[mm] SIM translation stage offset	-7.752	-7.744081040302689			
[s] Observation start time (MET)	229342122.184000	229341438.33038			
Observation start date	2005-04-08T10:07:38	2005-04-08T09:57:18			
[s] Observation end time (MET)	229369128.184000	229369353.69415			
Observation end date	2005-04-08T17:37:44	2005-04-08T17:42:33			
Read mode	TIMED	TIMED			

2.3 Aspect





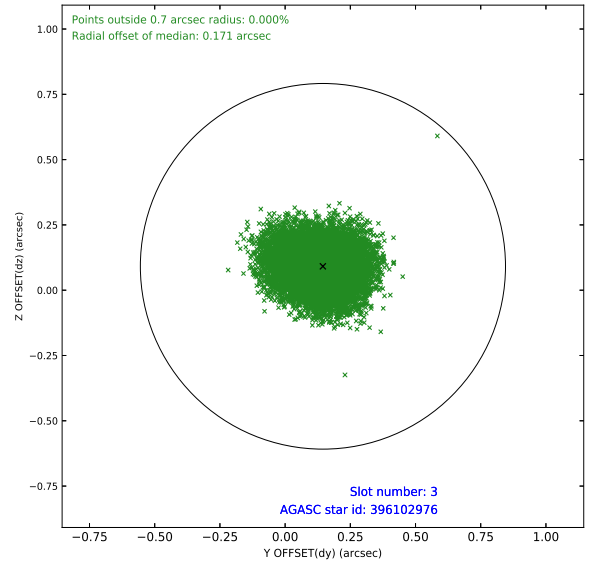
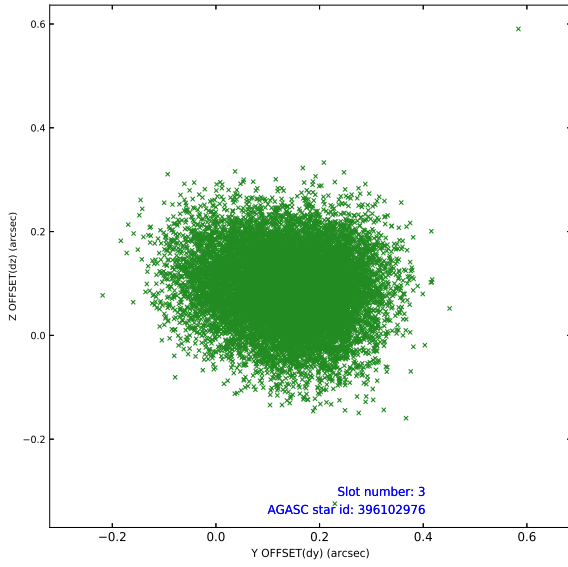
Slot Statistics

slot	status	used	id	mag	n_pts	frac_pts	med_dy	med_dz	dr1	dr2	ra	dec	mean_y	mea
0	FID		ACIS-I-1	7.23	6631	1.000	0.100	-0.117	0.006	0.011	0.000000	0.000000	932.10	-992
1	FID		ACIS-I-5	7.22	6631	1.000	-0.264	0.072	0.006	0.011	0.000000	0.000000	-1816.34	905
2	FID		ACIS-I-6	7.24	6631	1.000	0.072	0.116	0.007	0.012	0.000000	0.000000	397.48	1549
3	GUIDE	used	396102976	9.62	13245	1.000	0.145	0.091	0.125	0.202	197.376079	39.247071	1872.48	-741
4	GUIDE	used	396105296	8.29	13252	1.000	-0.053	0.101	0.061	0.097	197.511127	39.074247	1486.41	-124
5	GUIDE	used	396112992	10.19	13227	1.000	-0.096	-0.085	0.157	0.254	197.720972	39.655076	936.26	-2224
6	GUIDE	used	396114128	7.54	13261	1.000	0.053	-0.036	0.070	0.112	197.505379	38.723746	1483.96	1137
7	GUIDE	used	396118064	6.21	13262	1.000	-0.050	-0.071	0.078	0.115	197.513400	38.498984	1449.48	1946

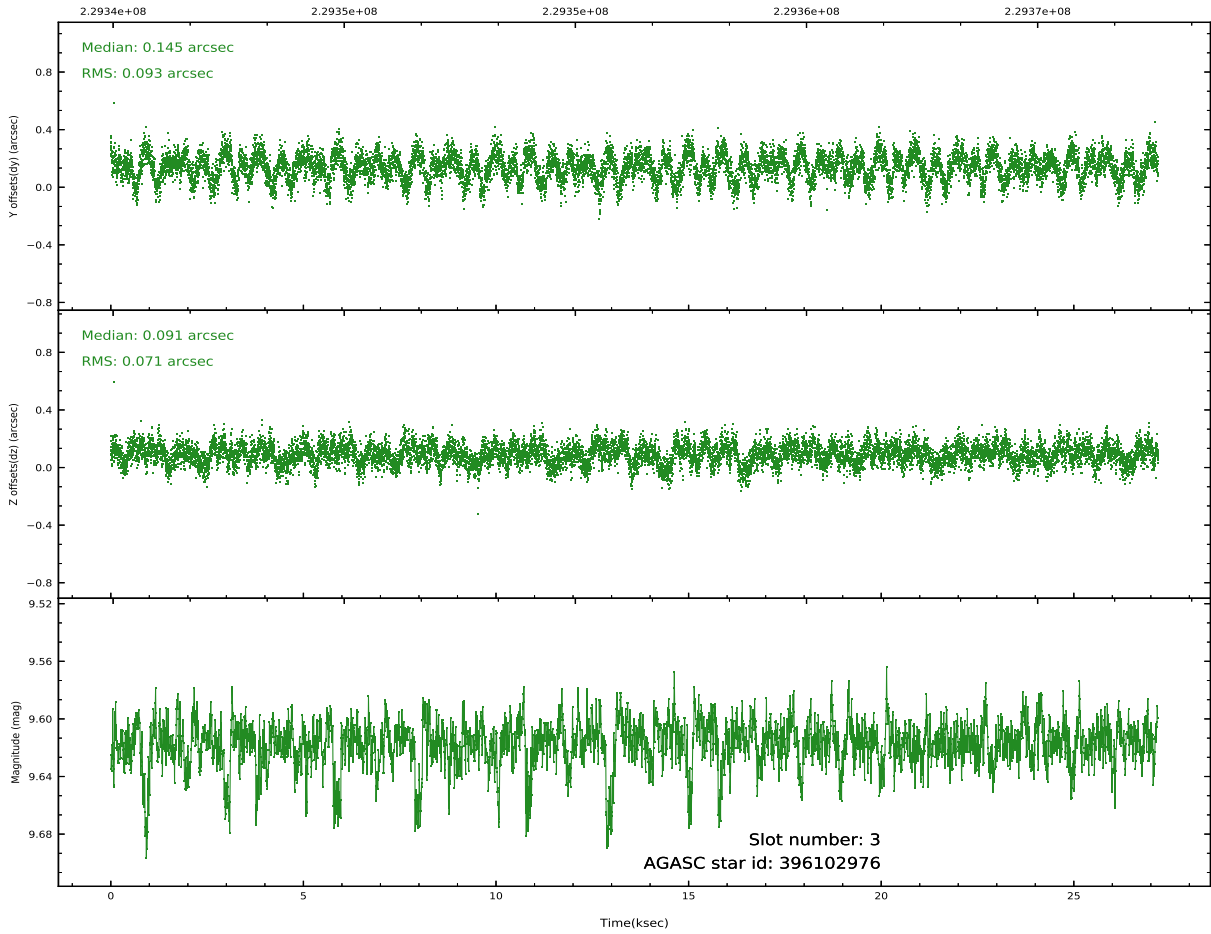
∞

2.4 Star Slots

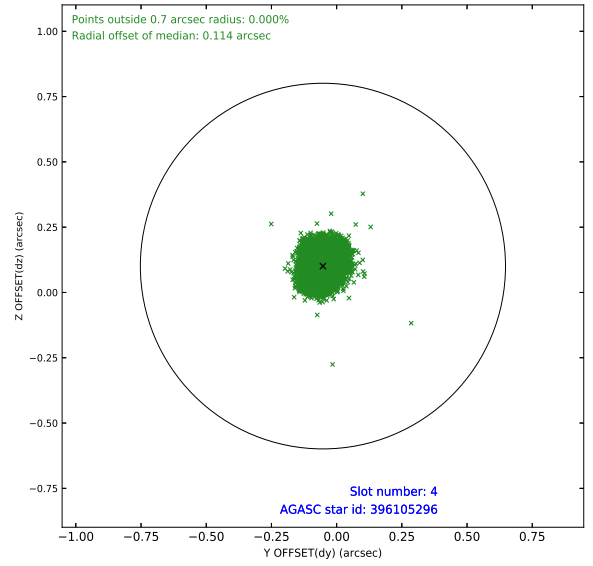
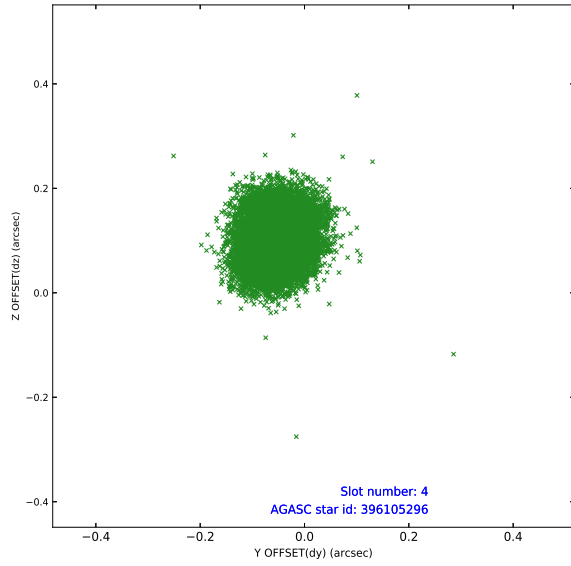
2.4.1 Slot 3



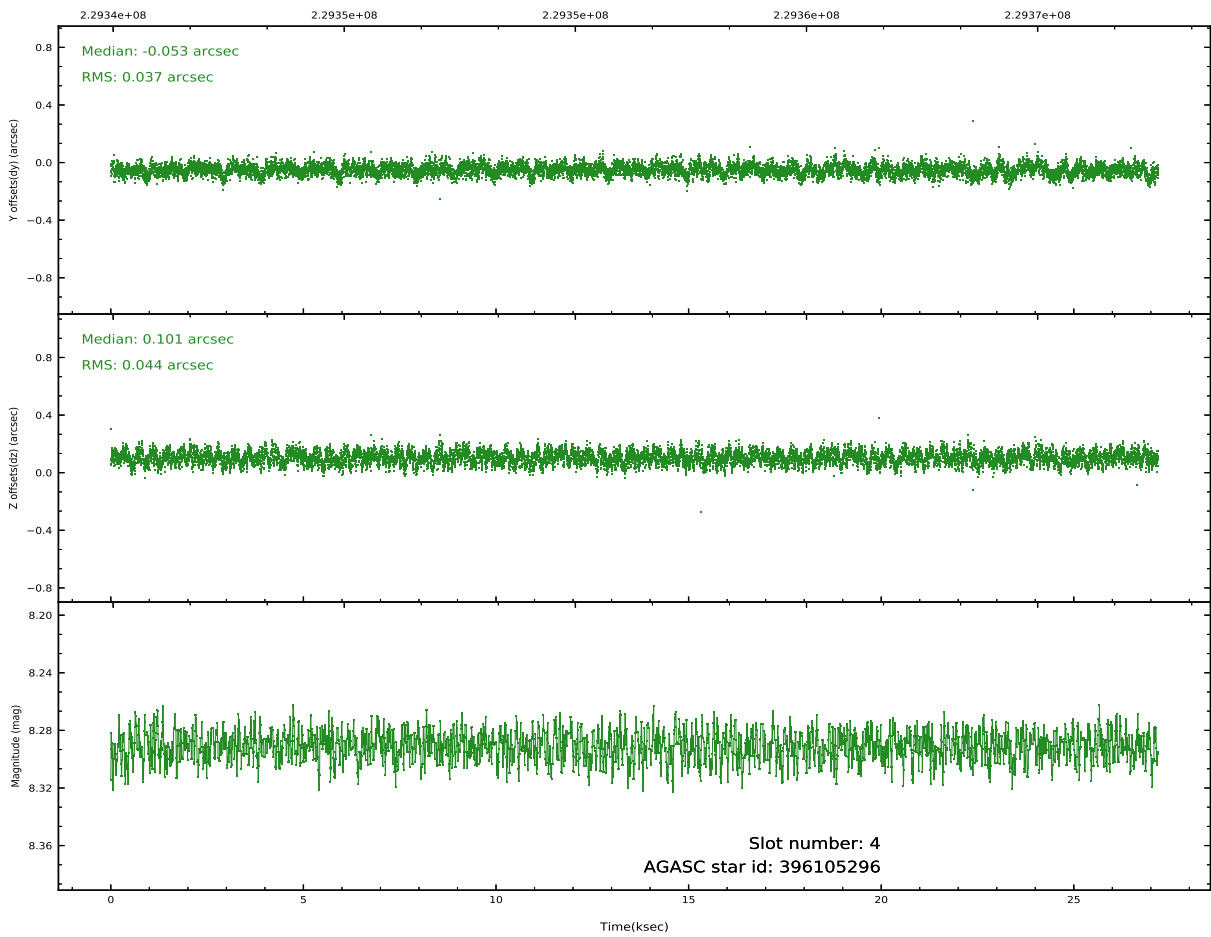
Time (s)



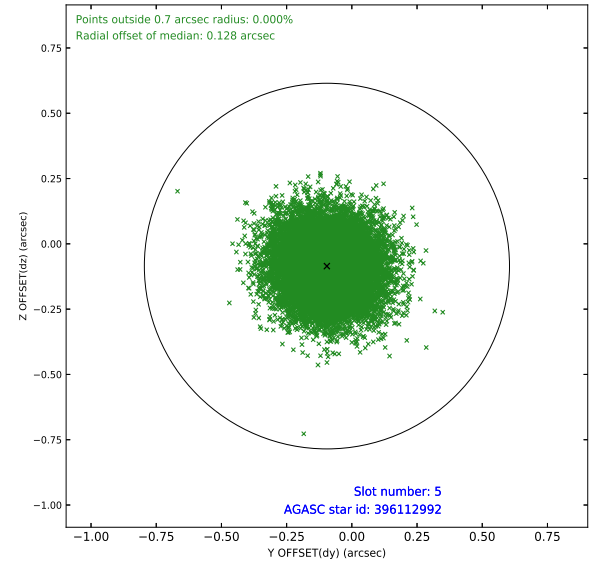
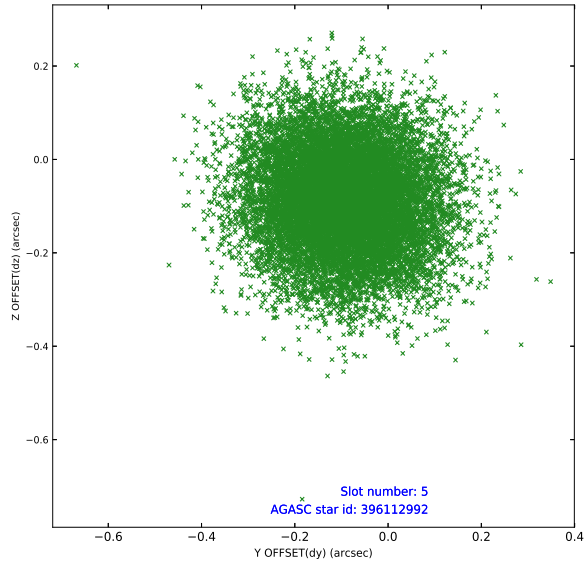
2.4.2 Slot 4



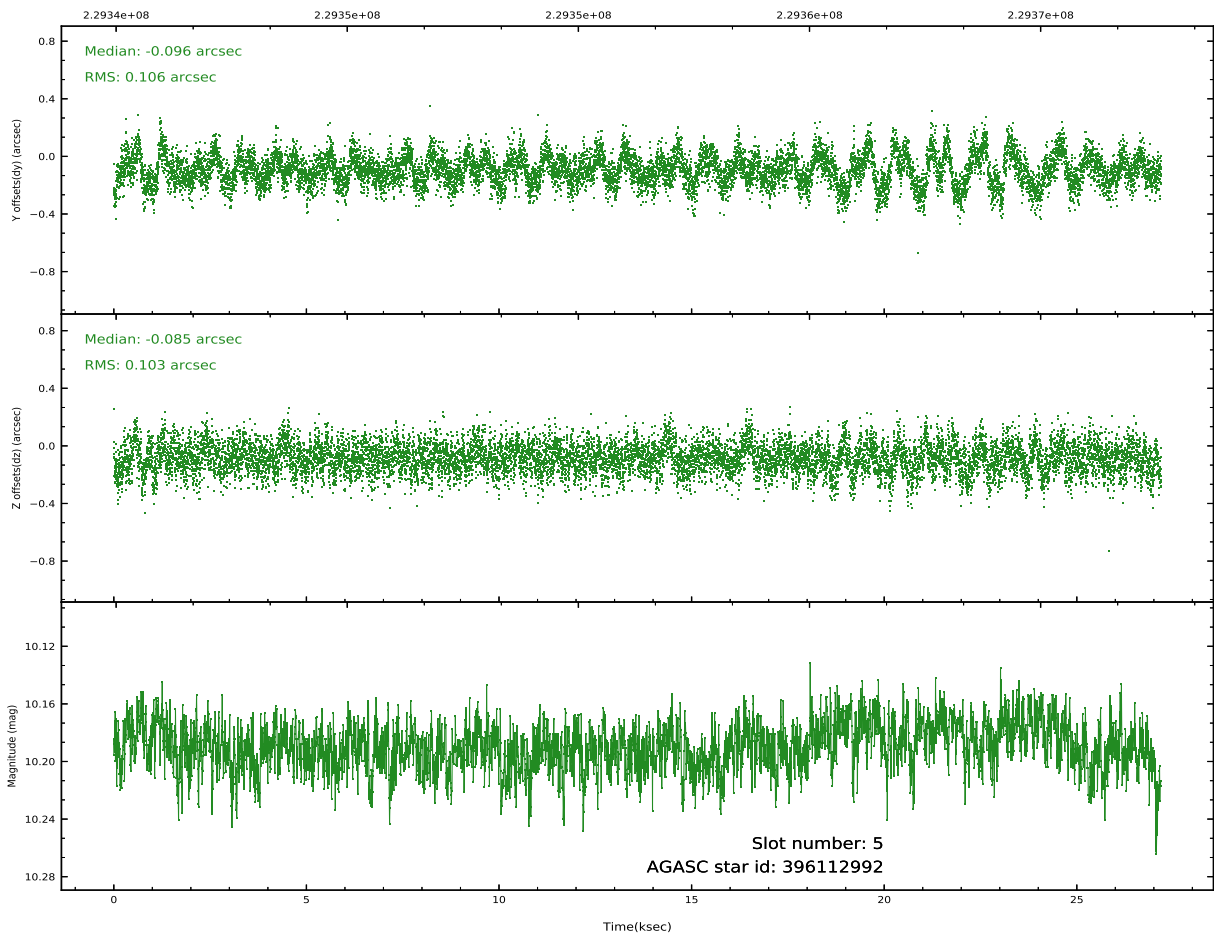
Time (s)



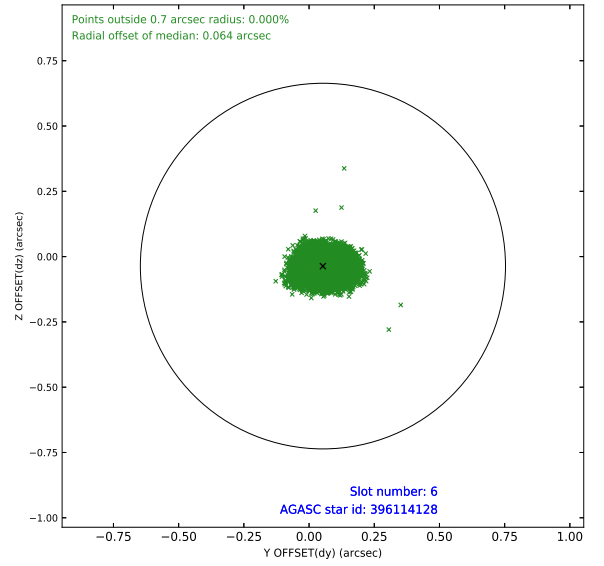
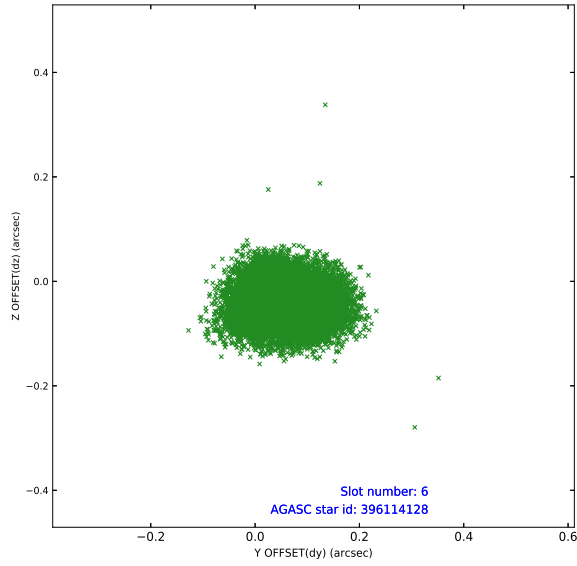
2.4.3 Slot 5



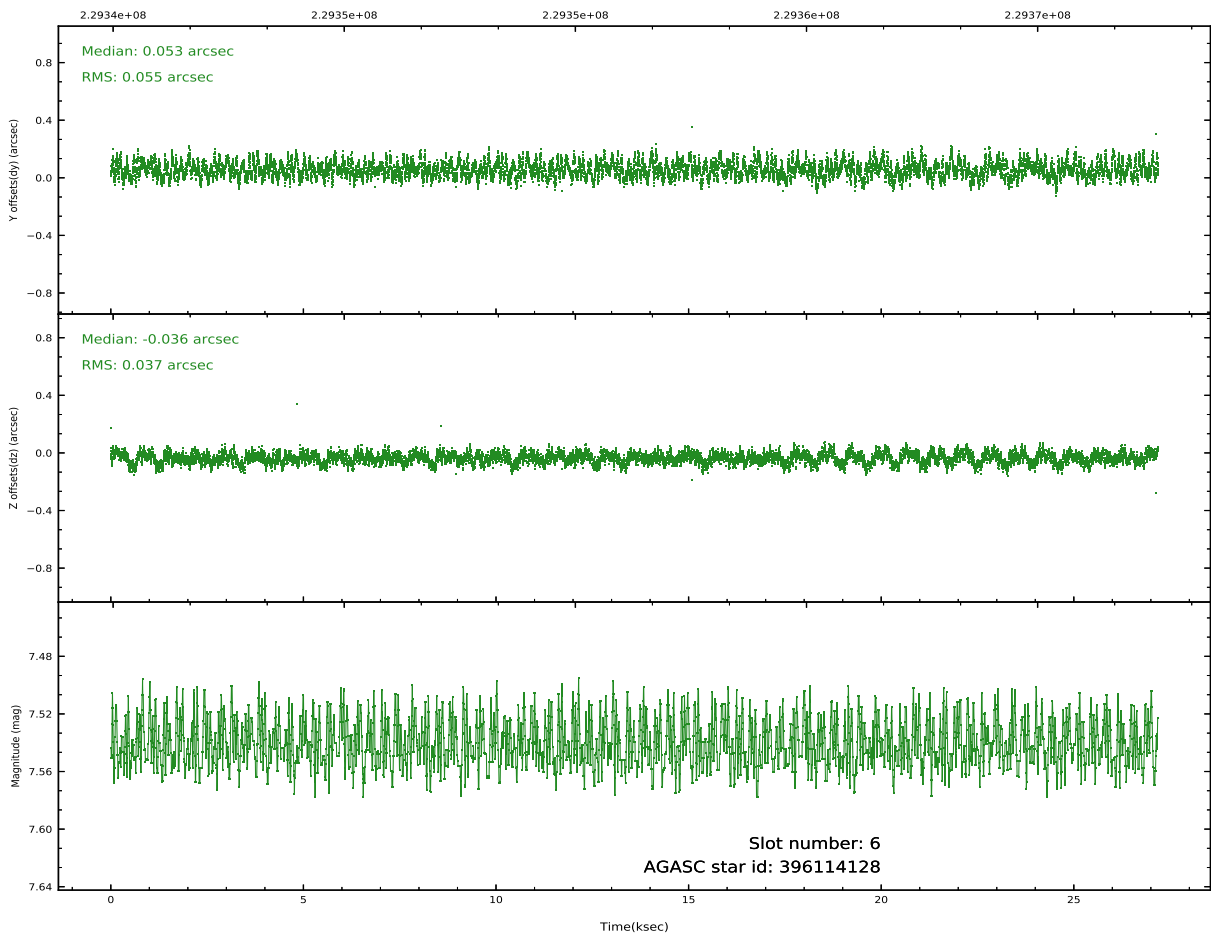
Time (s)



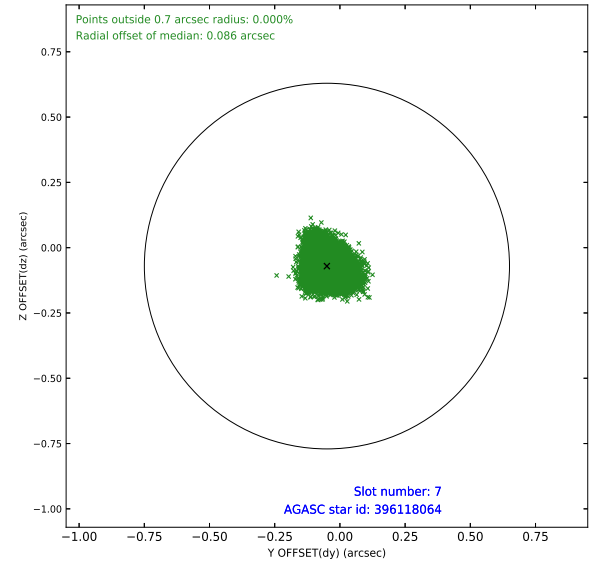
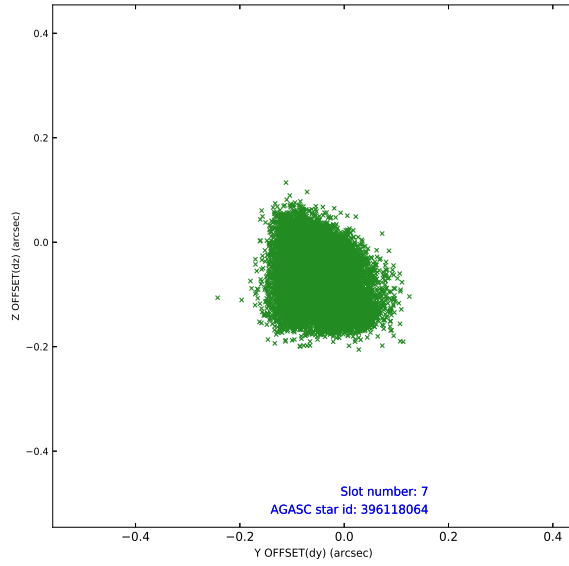
2.4.4 Slot 6



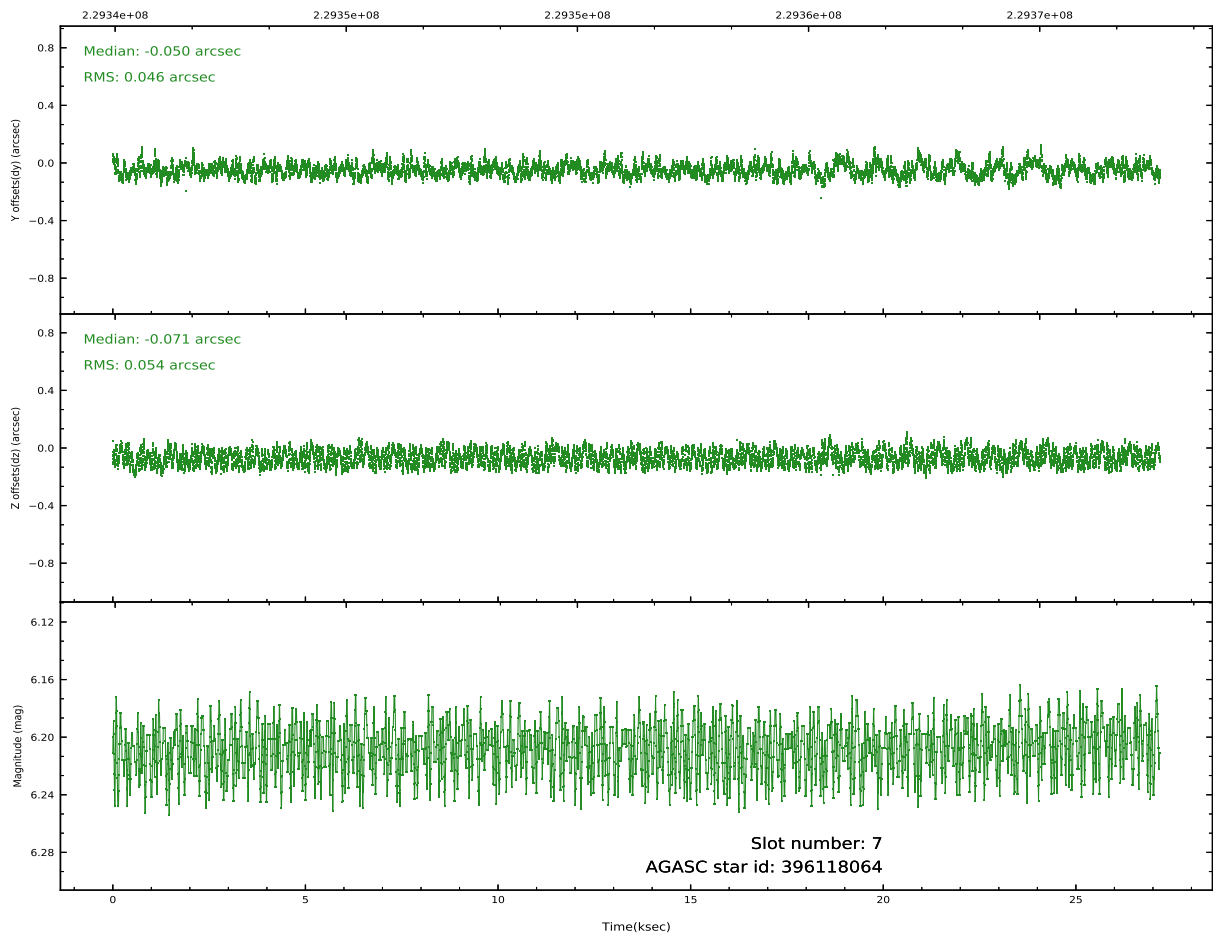
Time (s)



2.4.5 Slot 7

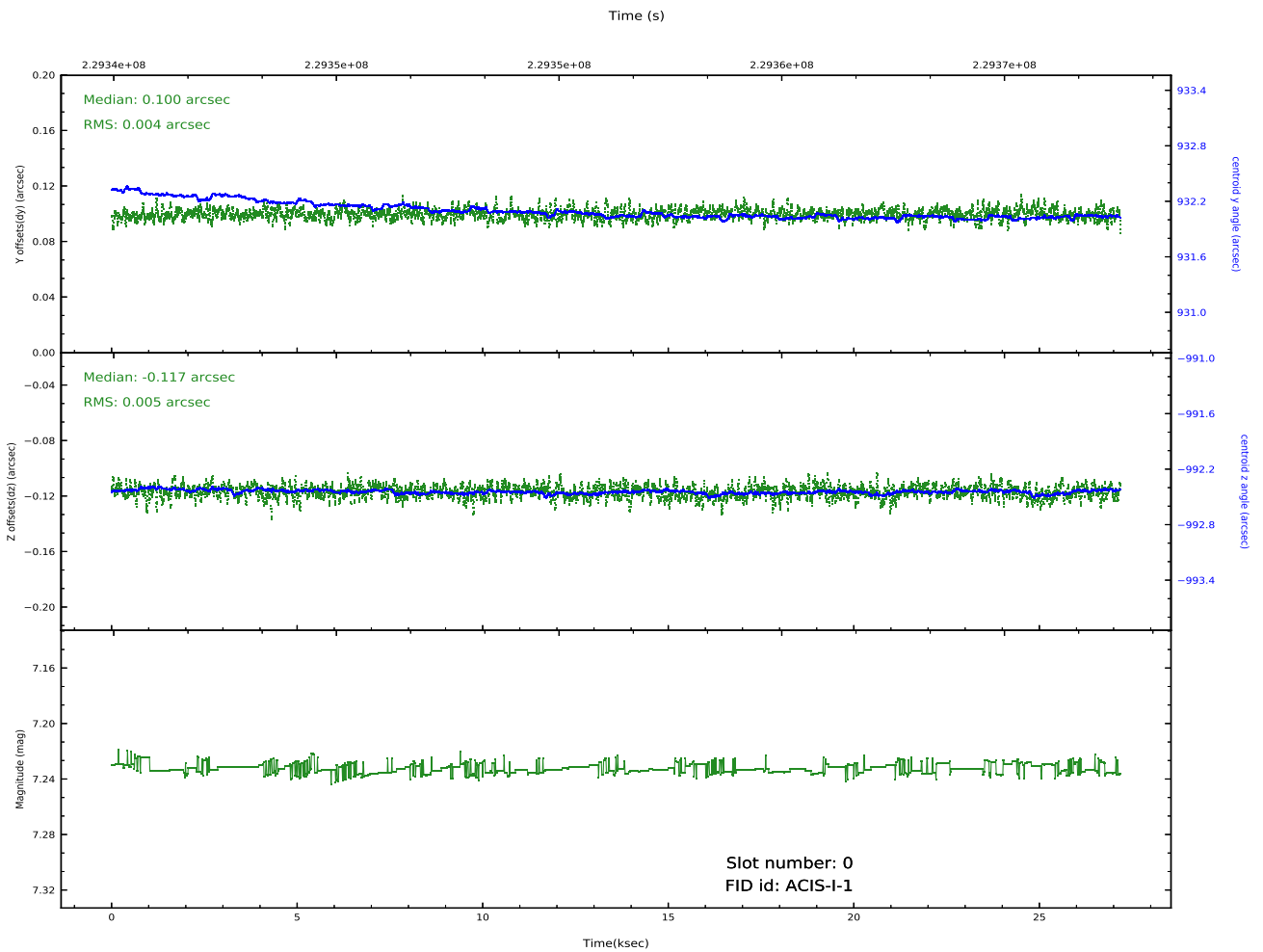
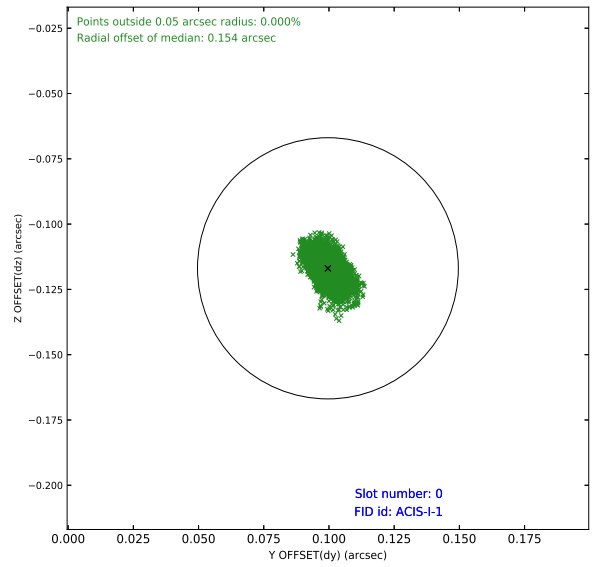
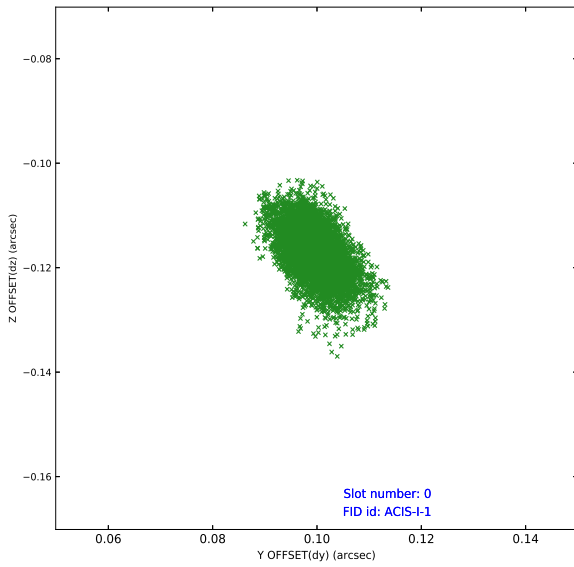


Time (s)

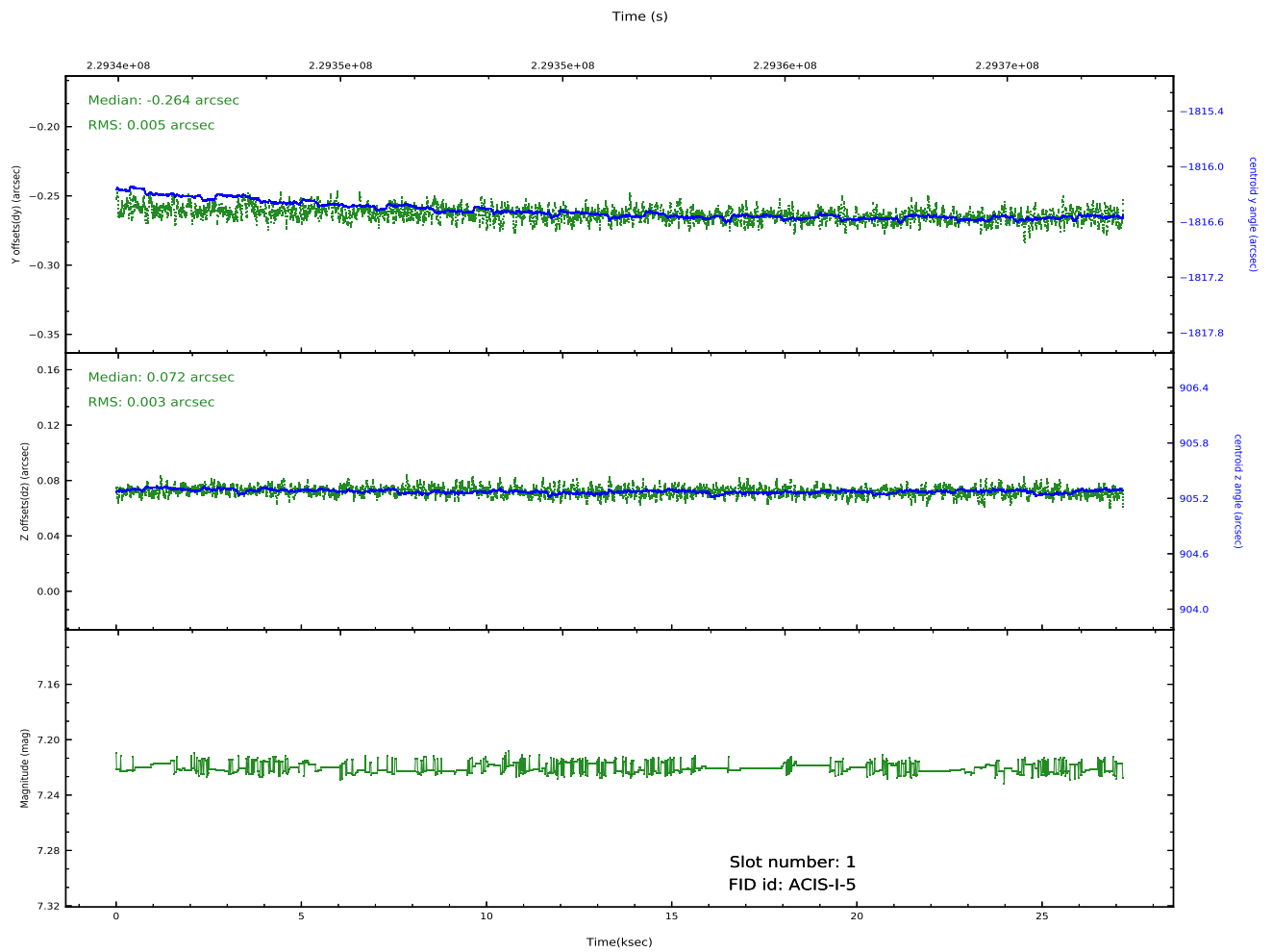
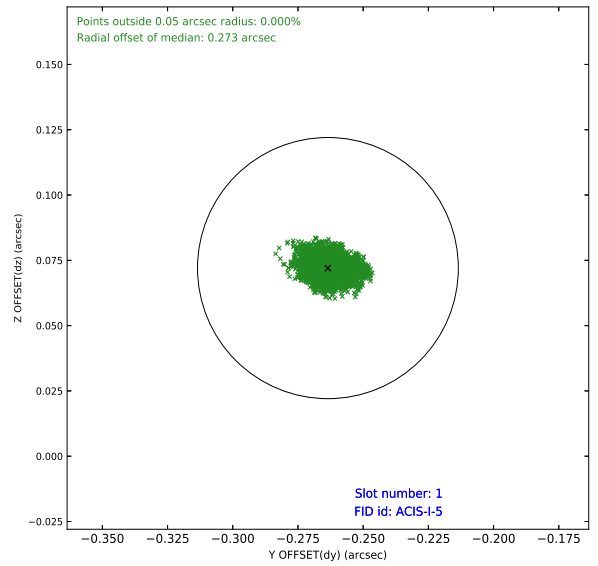
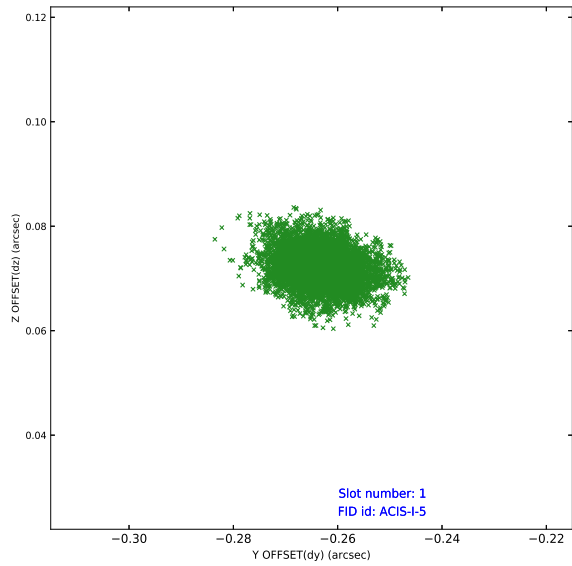


2.5 FID Slots

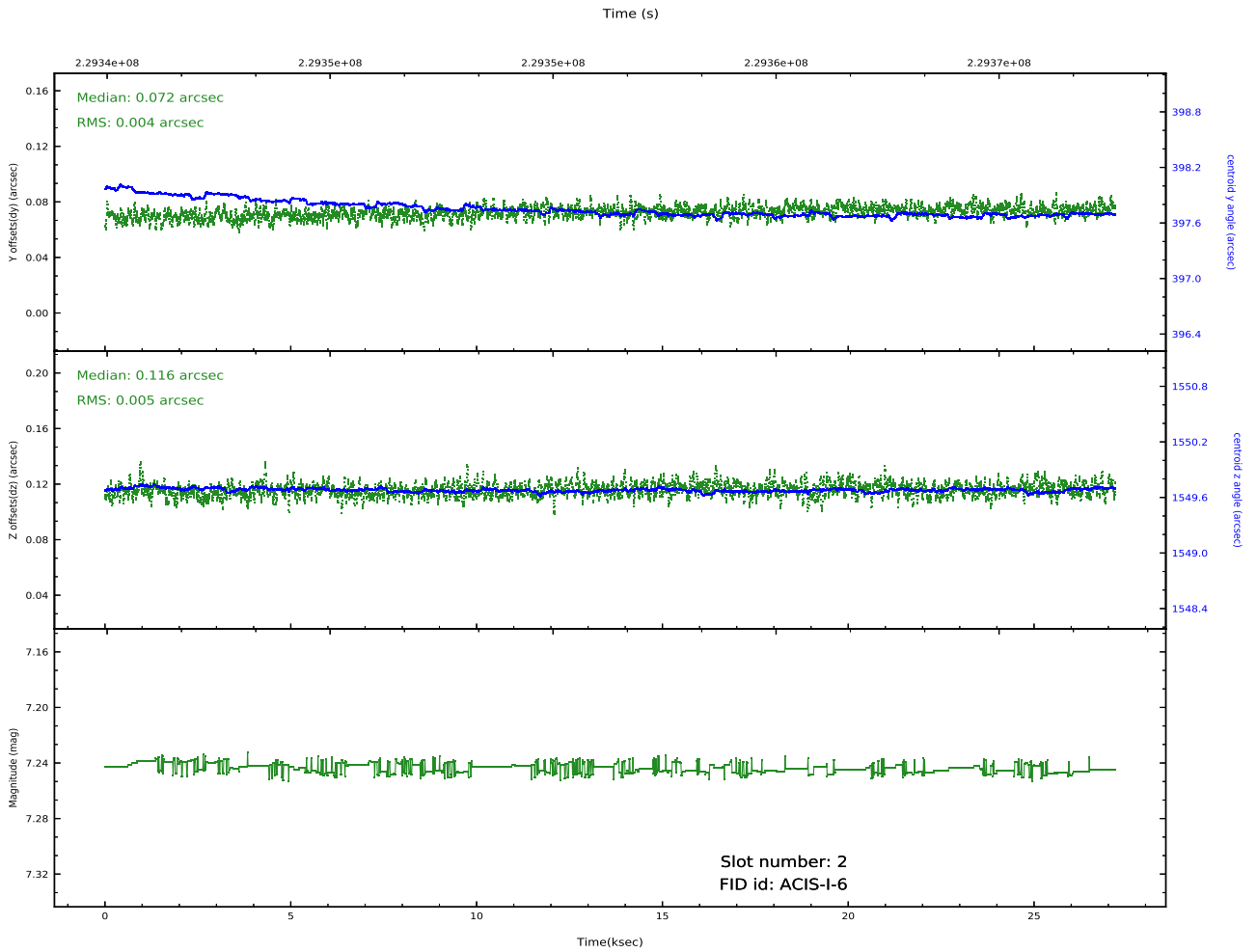
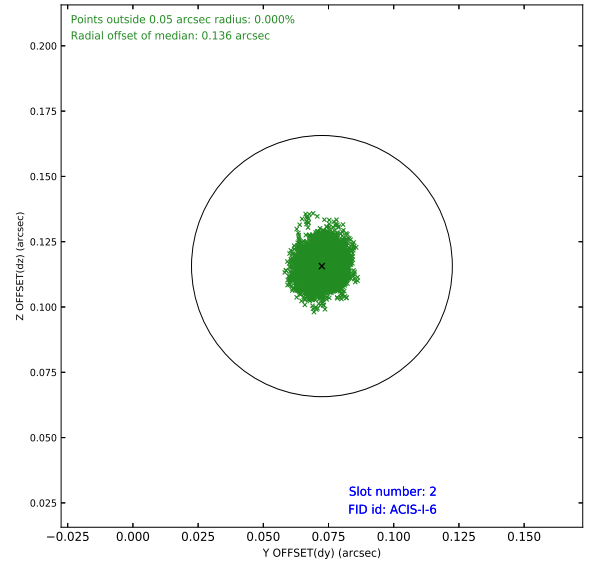
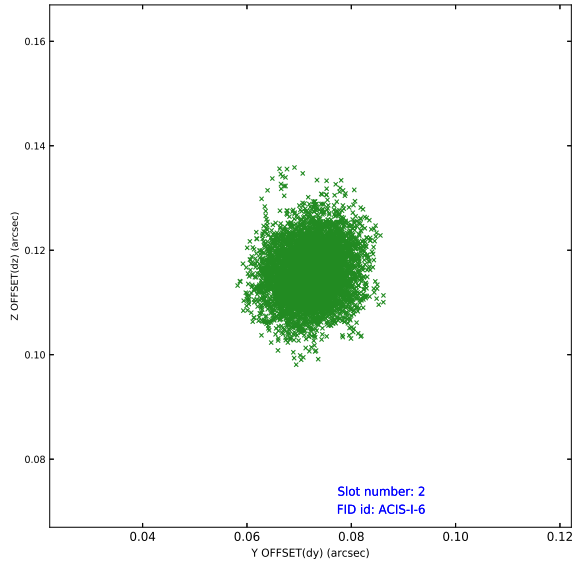
2.5.1 Slot 0



2.5.2 Slot 1



2.5.3 Slot 2



A Summary

A.1 Status

V&V Scientist	Beth Sundheim
V&V Date (YYYY-MM-DD)	2020.10.08
V&V Edition	1
V&V Disposition and Status	OK
V&V Charge Time	26.77151

A.2 Comments