

V&V Reference Report

L2 ASCDS Version : 8.4.5

Observation 9461 - L2 Version 2
Chandra X-Ray Center

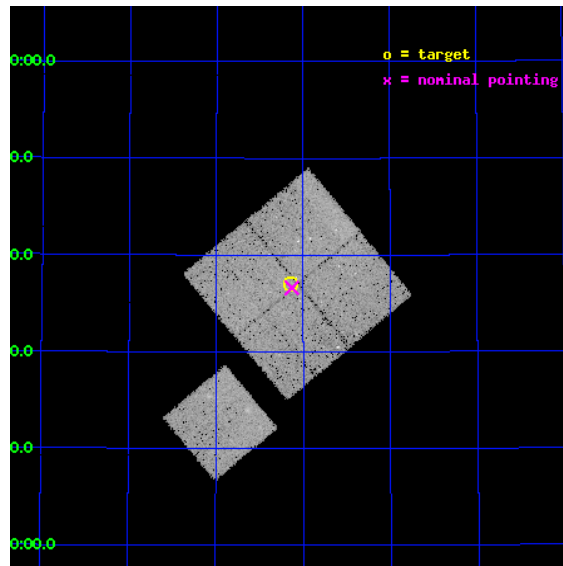
L2 Processing Date : Jun 9 2012

Contents

1	Front	2
2	OBI	3
2.1	OBI	3
2.1.1	Images	3
2.1.2	Bias	3
2.1.3	Parameters	4
2.1.4	Events	4
2.2	Compared Parameters	5
2.3	Aspect	6
2.4	Star Slots	9
2.4.1	Slot 3	9
2.4.2	Slot 4	10
2.4.3	Slot 5	11
2.4.4	Slot 6	12
2.4.5	Slot 7	13
2.5	FID Slots	14
2.5.1	Slot 0	14
2.5.2	Slot 1	15
2.5.3	Slot 2	16
A	Summary	17
A.1	Status	17
A.2	Comments	17

1 Front


seq_num	900798	Sequence number
obs_id	9461	Observation id
title	The Evolution of Faint AGN at High Redshift	Proposal title
observer	Prof Kirpal Nandra	Principal investigator
object	AEGIS-3	Source name
dtcycle	0	
cycle	P	events from which exps? Prim/Second/Both
ra_targ	214.5375	Observer's specified target RA [deg]
dec_targ	52.617889	Observer's specified target Dec [deg]
ra_nom	214.53241380001	Nominal RA [deg]
dec_nom	52.610417196986	Nominal Dec [deg]
roll_nom	230.21273608025	Nominal Roll [deg]
revision	2	Processing version of data
ontime	24043.160319924	Sum of GTIs [s]
livetime	23729.018730027	Livetime [s]
ontime0	24036.755299151	Sum of GTIs [s]
ontime1	24039.937269628	Sum of GTIs [s]
ontime2	24043.119279921	Sum of GTIs [s]
ontime3	24043.160319924	Sum of GTIs [s]
ontime6	24039.855269313	Sum of GTIs [s]
l2events	89328	Number of level 2 events




2 OBI

2.1 OBI

2.1.1 Images



2.1.2 Bias



2.1.3 Parameters

obi_num	1	Obi number	sched_exp_time	24000.000000	[s] Scheduled observation exposure time
ascdsver	8.4.5	Processing system revision	ontime	24043.160319924	Sum of GTIs [s]
caldbver	4.4.10	 	ontime0	24036.755299151	Sum of GTIs [s]
date	2012-06-09T08:37:22	Date and time of file creation	ontime1	24039.937269628	Sum of GTIs [s]
revision	2	Processing version of data	ontime2	24043.119279921	Sum of GTIs [s]
			ontime3	24043.160319924	Sum of GTIs [s]
			ontime6	24039.855269313	Sum of GTIs [s]
			l1events	1007350	Number of level 1 events

2.1.4 Events

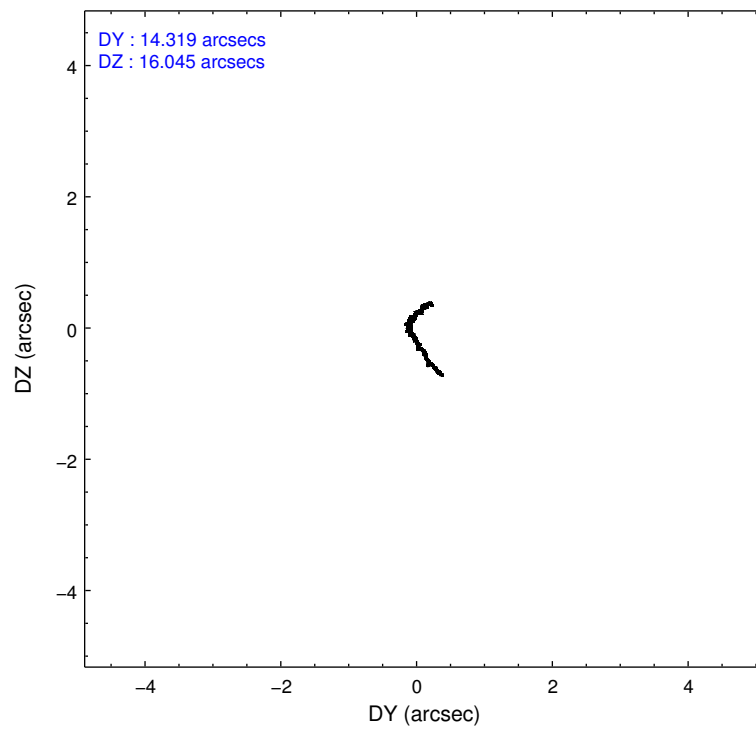
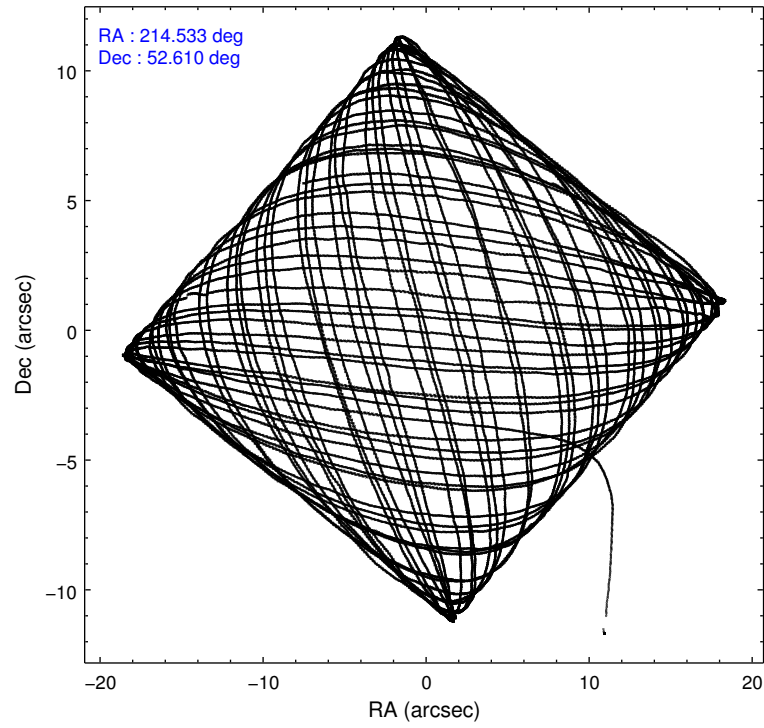
	ccd 0	ccd 1	ccd 2	ccd 3	ccd 6
level 1 events	192595	191850	216384	201867	204654
rejected events	171271	167821	195667	182222	182929
rejected %	88%	87%	90%	90%	89%

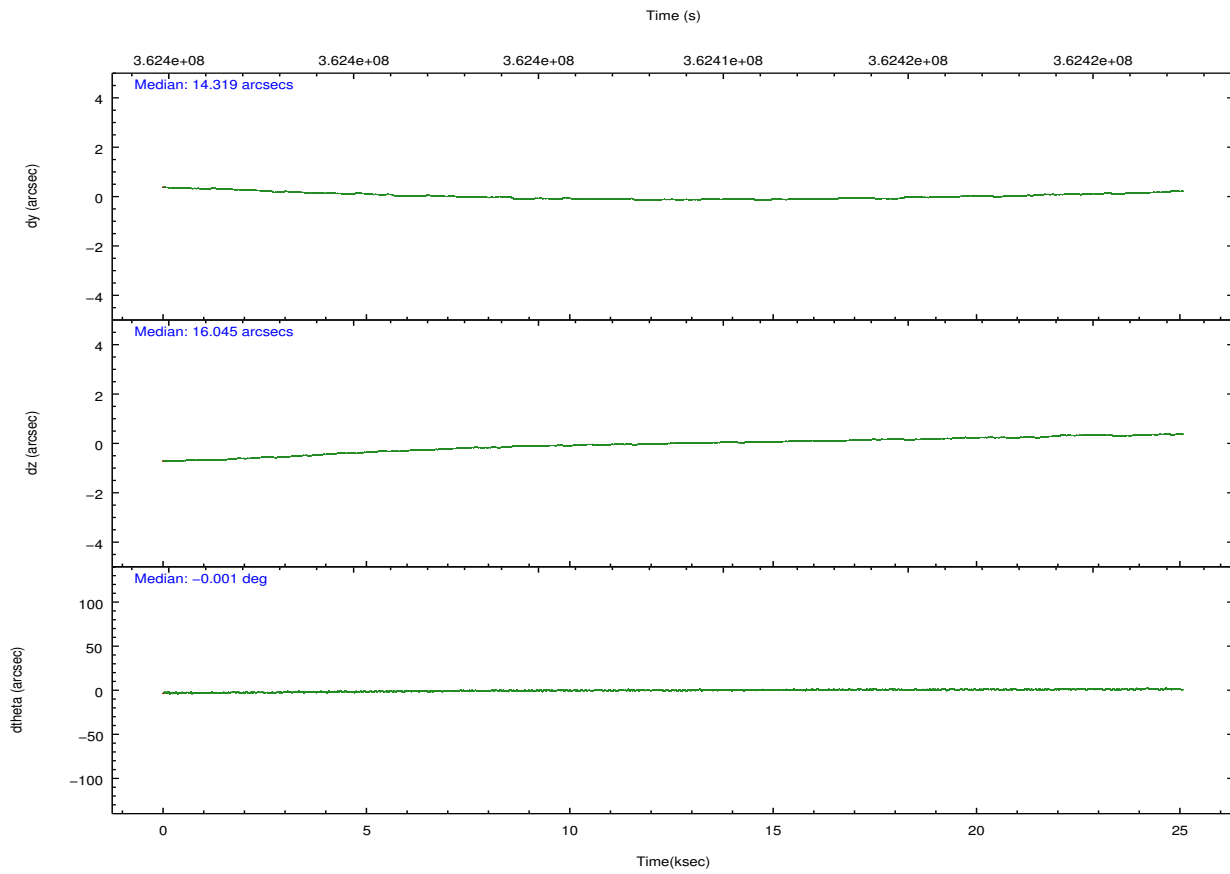
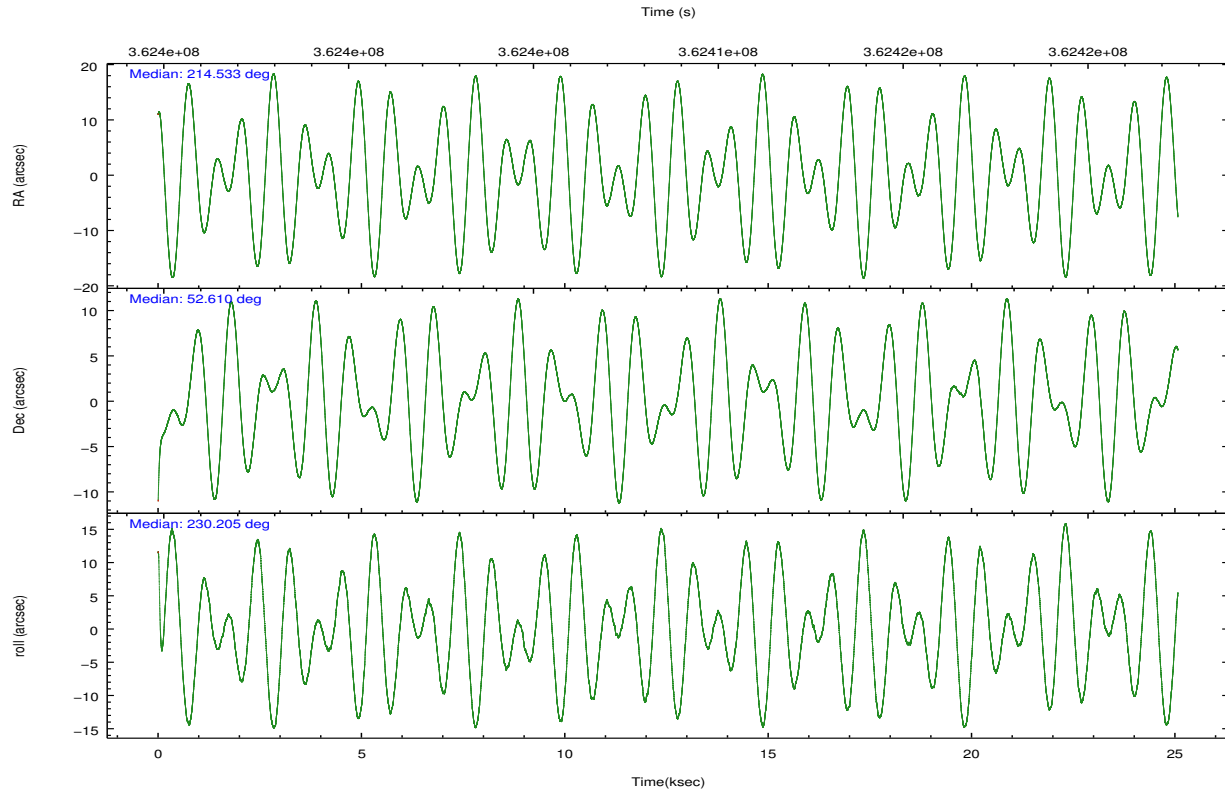
	ccd 0	ccd 1	ccd 2	ccd 3	ccd 6
grade 0 events	7464	8956	7608	6985	7630
	3%	4%	3%	3%	3%
grade 1 events	99	109	124	129	107
	0%	0%	0%	0%	0%
grade 2 events	5114	5469	4849	4324	4723
	2%	2%	2%	2%	2%
grade 3 events	2425	2553	2104	2189	2394
	1%	1%	0%	1%	1%
grade 4 events	2219	2375	2254	2148	2339
	1%	1%	1%	1%	1%
grade 5 events	7489	8183	7450	8567	8243
	3%	4%	3%	4%	4%
grade 6 events	4107	4676	3907	4002	4640
	2%	2%	1%	1%	2%
grade 7 events	163678	159529	188088	173523	174578
	84%	83%	86%	85%	85%

2.2 Compared Parameters

Parameter	Planned	Actual	Parameter	Planned	Actual
Instrument	ACIS	ACIS	Obspar format version number	7	7
Detector	ACIS-01236	ACIS-01236	Obspar file type	PREDICTED	ACTUAL
Grating	NONE	NONE	Obspar update status	NONE	UPDATED
Data mode	VFAINT	VFAINT	CCD I0 on	Y	Y
Observation mode	POINTING	POINTING	CCD I1 on	Y	Y
[deg] Pointing RA	214.539933	214.5324138000131	CCD I2 on	Y	Y
[deg] Pointing Dec	52.637539	52.61041719698569	CCD I3 on	Y	Y
[deg] Pointing Roll	229.998065	230.2127360802482	CCD S0 on	N	N
[deg] Roll angle	50.000000	50.000000	CCD S1 on	N	N
[deg] Roll tolerance	10.000000	10.000000	CCD S2 on	O1	Y
Roll constraint allows 180D rotation	Y	Y	CCD S3 on	N	N
[mm] SIM focus pos	-0.782348	-0.7809083437167272	CCD S4 on	N	N
[mm] SIM defocus	0	0.001439871863259334	CCD S5 on	N	N
[mm] SIM translation stage pos	-233.592463	-233.5874344608287	Number of optional ACIS chips dropped	0	0
[mm] SIM translation stage offset	0	-0.005018542100998502	On-chip summing requested	N	N
[s] Observation start time (MET)	362396991.184000	362395192.31775	Subarray requested	NONE	NONE
Observation start date	2009-06-26T09:48:45	2009-06-26T09:19:52	Alternating exposures requested	N	N
[s] Observation end time (MET)	362420991.184000	362421809.51908	[s] Primary exposure time	0.000000	3.1
Observation end date	2009-06-26T16:28:45	2009-06-26T16:43:29			
Read mode	TIMED	TIMED			

2.3 Aspect



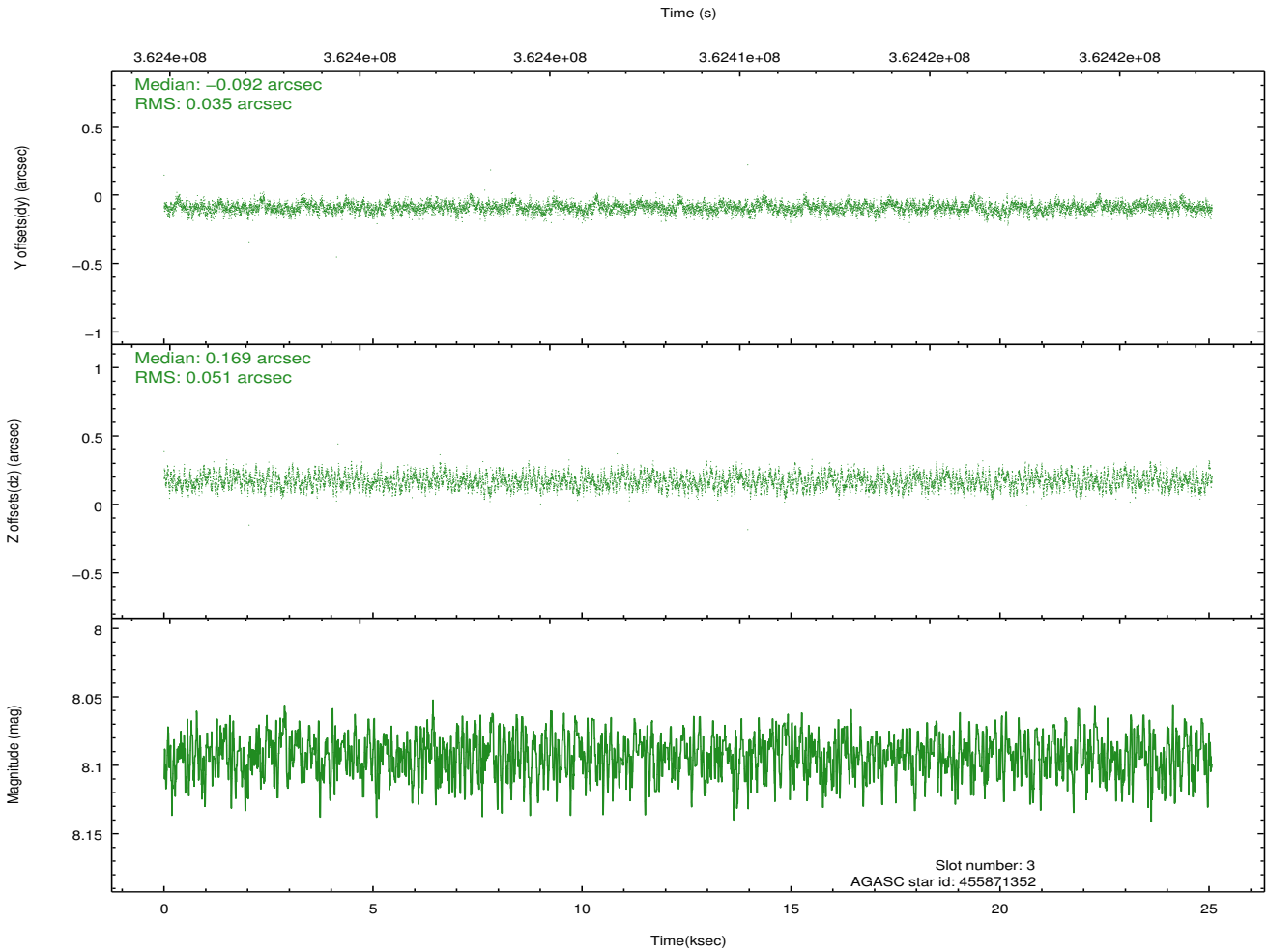
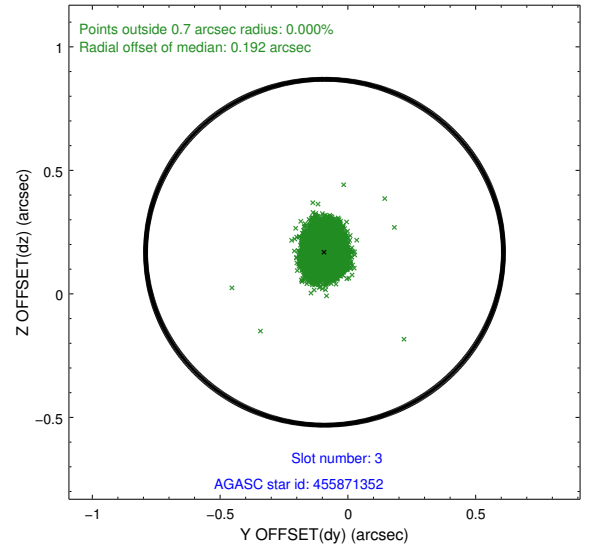
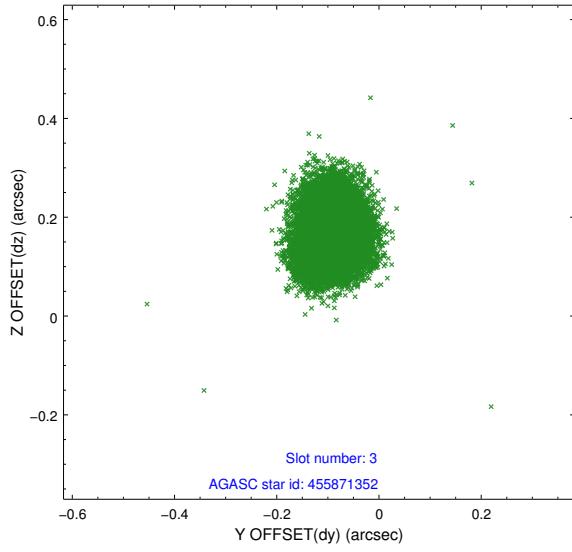


Slot Statistics

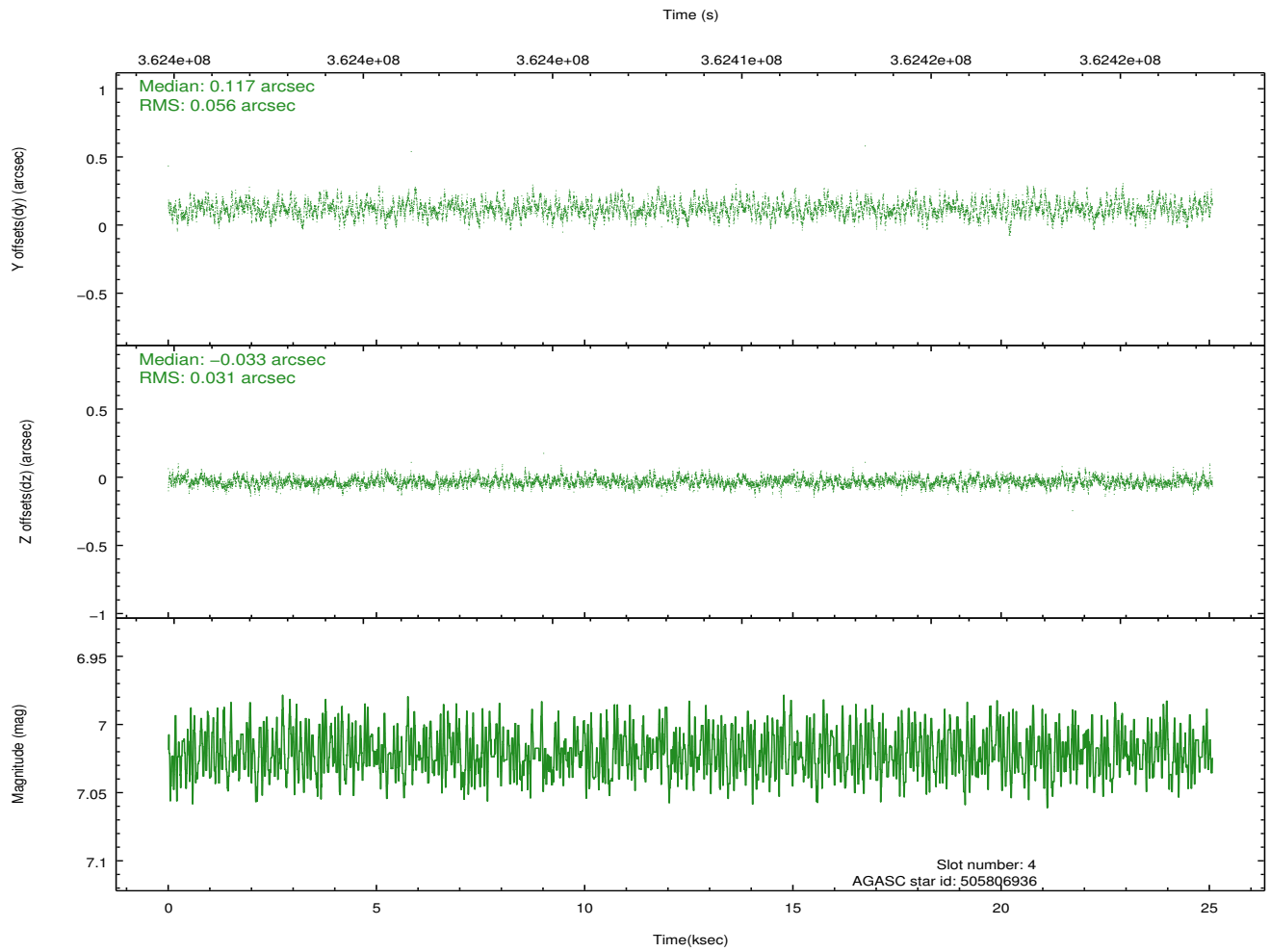
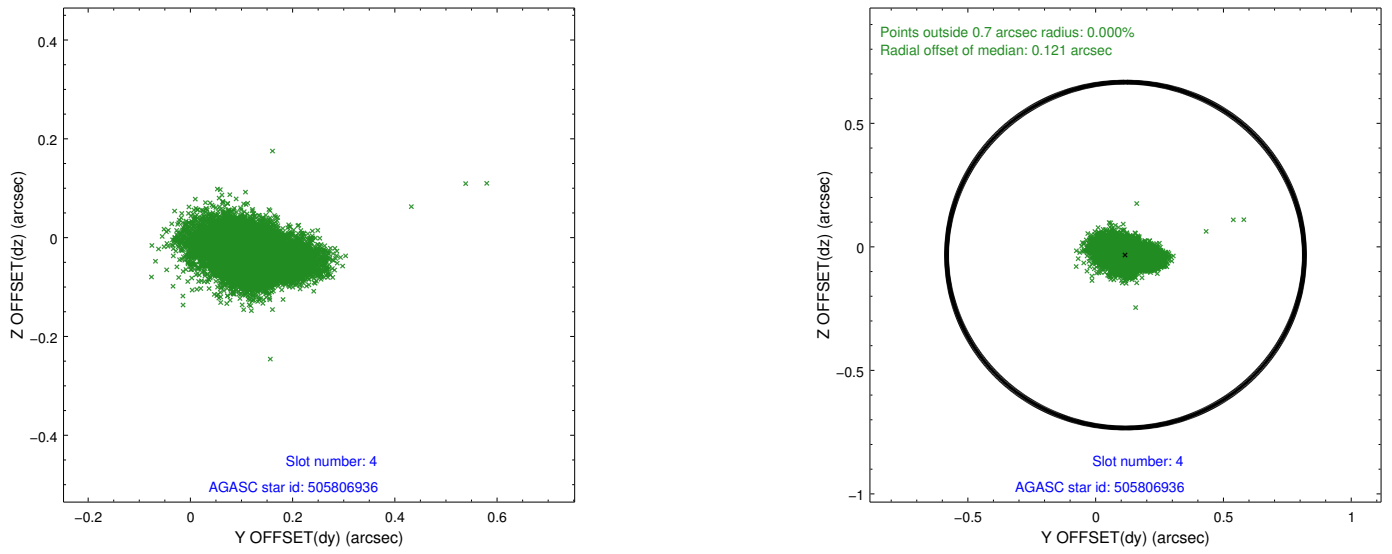
slot	status	id	mag	n_pts	med_dy	med_dz	dr1	dr2	ra	dec	mean_y	mean_z
0	FID	ACIS-I-1	7.02	6116	0.073	-0.056	0.012	0.031	0.000000	0.000000	925.19	-839.67
1	FID	ACIS-I-5	7.02	6116	-0.246	0.062	0.010	0.019	0.000000	0.000000	-1823.15	1057.90
2	FID	ACIS-I-6	7.02	6116	0.082	0.064	0.010	0.018	0.000000	0.000000	390.65	1702.52
3	GUIDE	455871352	8.09	12229	-0.092	0.169	0.066	0.104	215.099961	52.172669	483.50	2020.06
4	GUIDE	505806936	7.02	12231	0.117	-0.033	0.066	0.115	213.820815	52.535927	1287.09	-975.84
5	GUIDE	505812088	8.15	12229	-0.128	0.060	0.066	0.107	214.186617	53.263562	-1238.15	-2032.92
6	GUIDE	505812376	7.73	12230	0.050	-0.179	0.051	0.083	214.039537	52.937930	-132.85	-1529.60
7	GUIDE	455870296	7.30	12226	0.045	-0.018	0.063	0.110	214.629779	52.033323	1538.46	1550.68

2.4 Star Slots

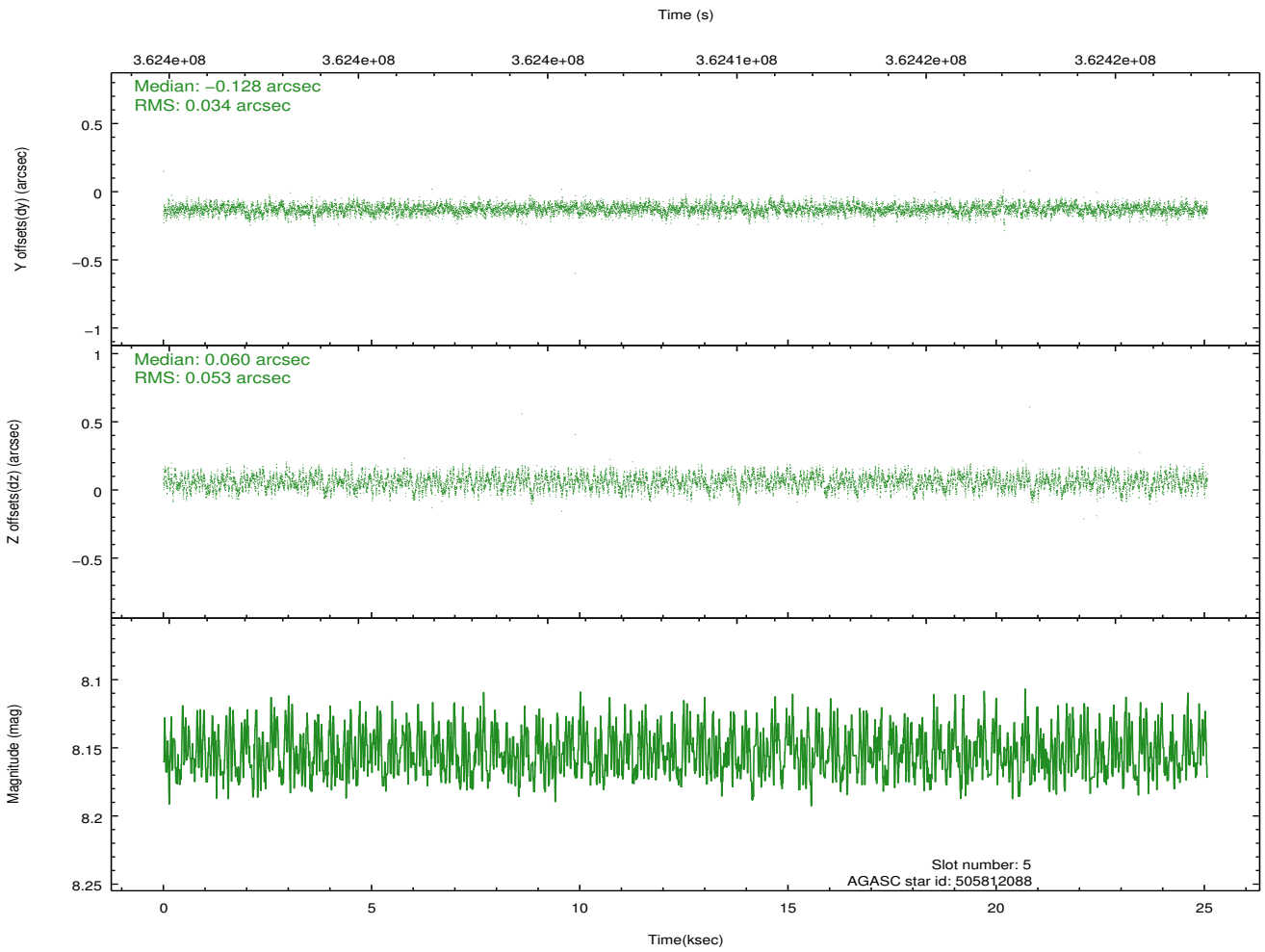
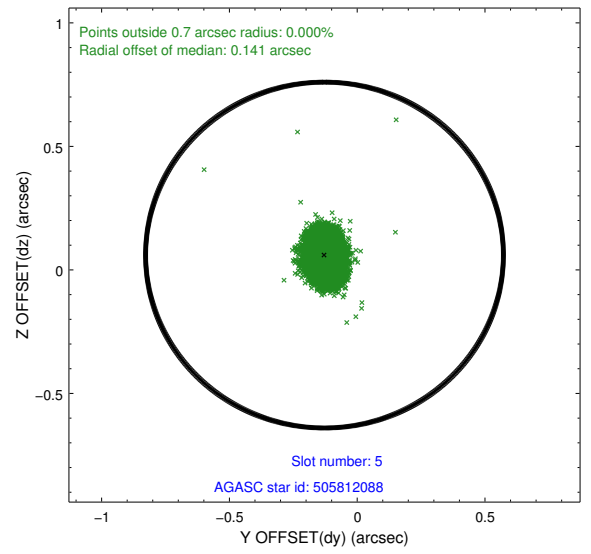
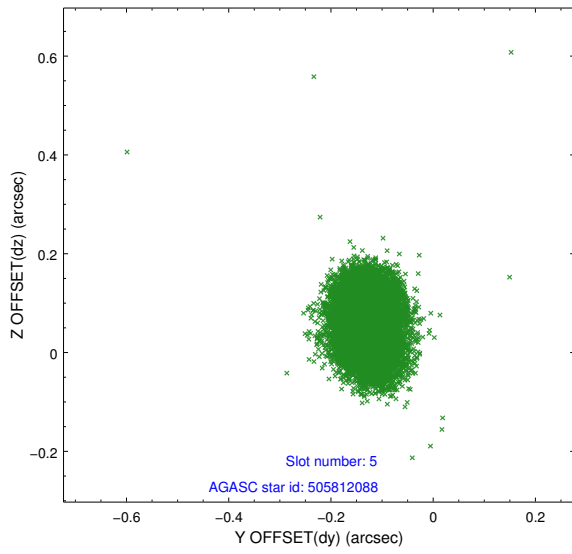
2.4.1 Slot 3



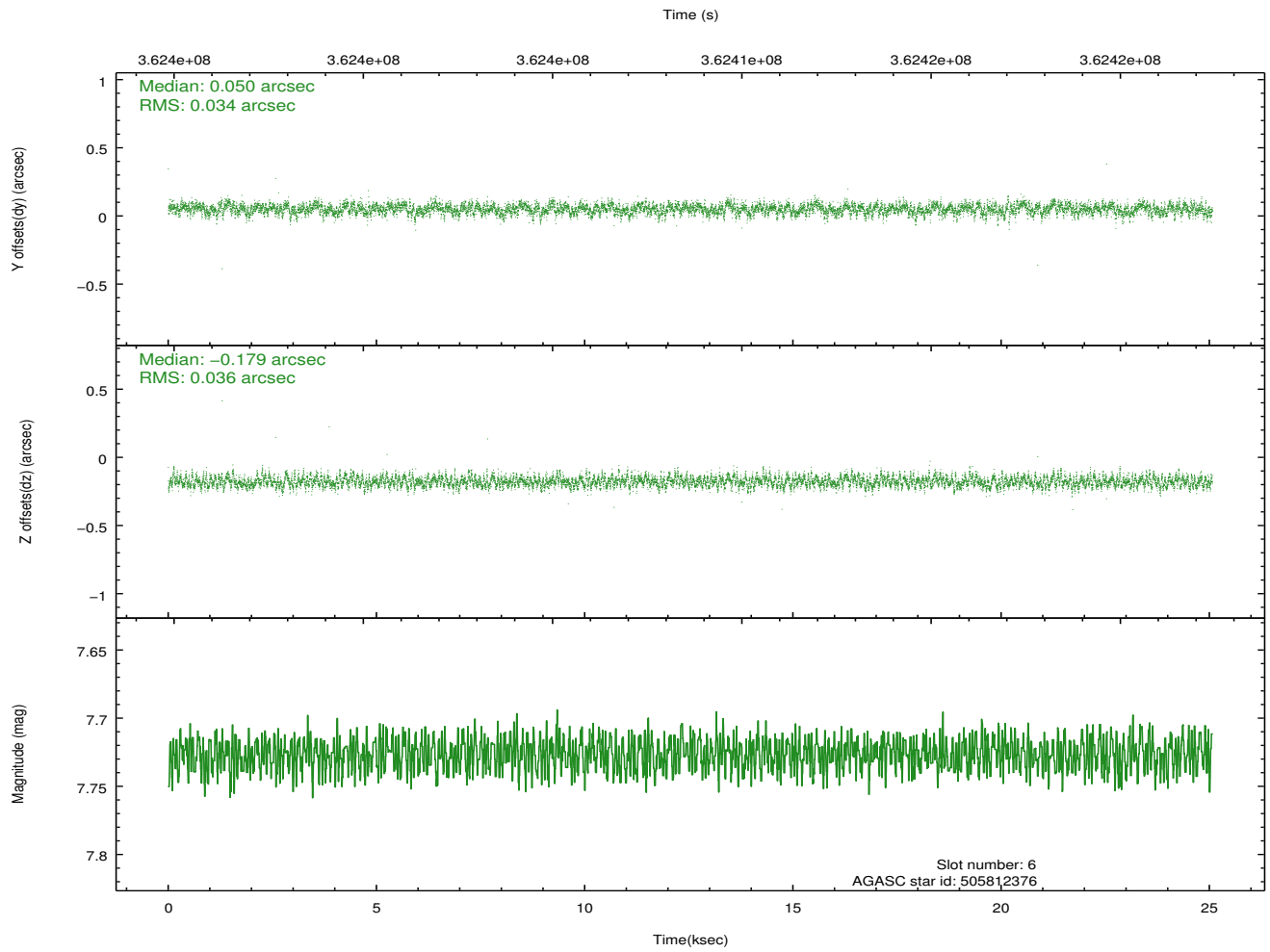
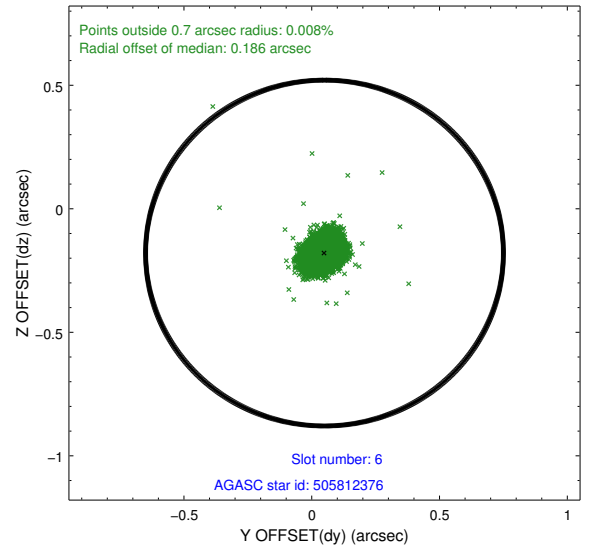
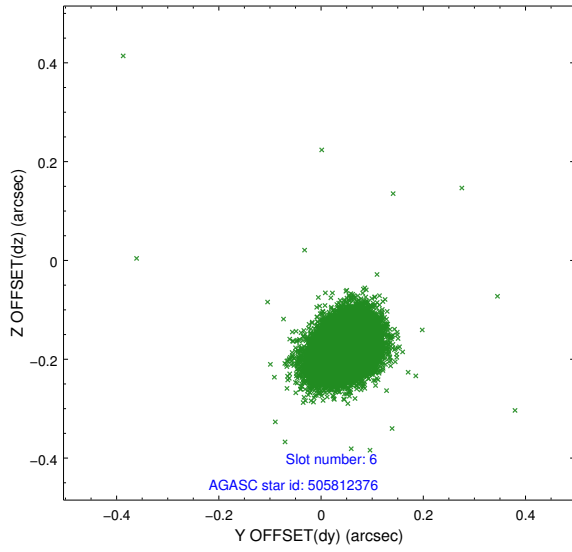
2.4.2 Slot 4



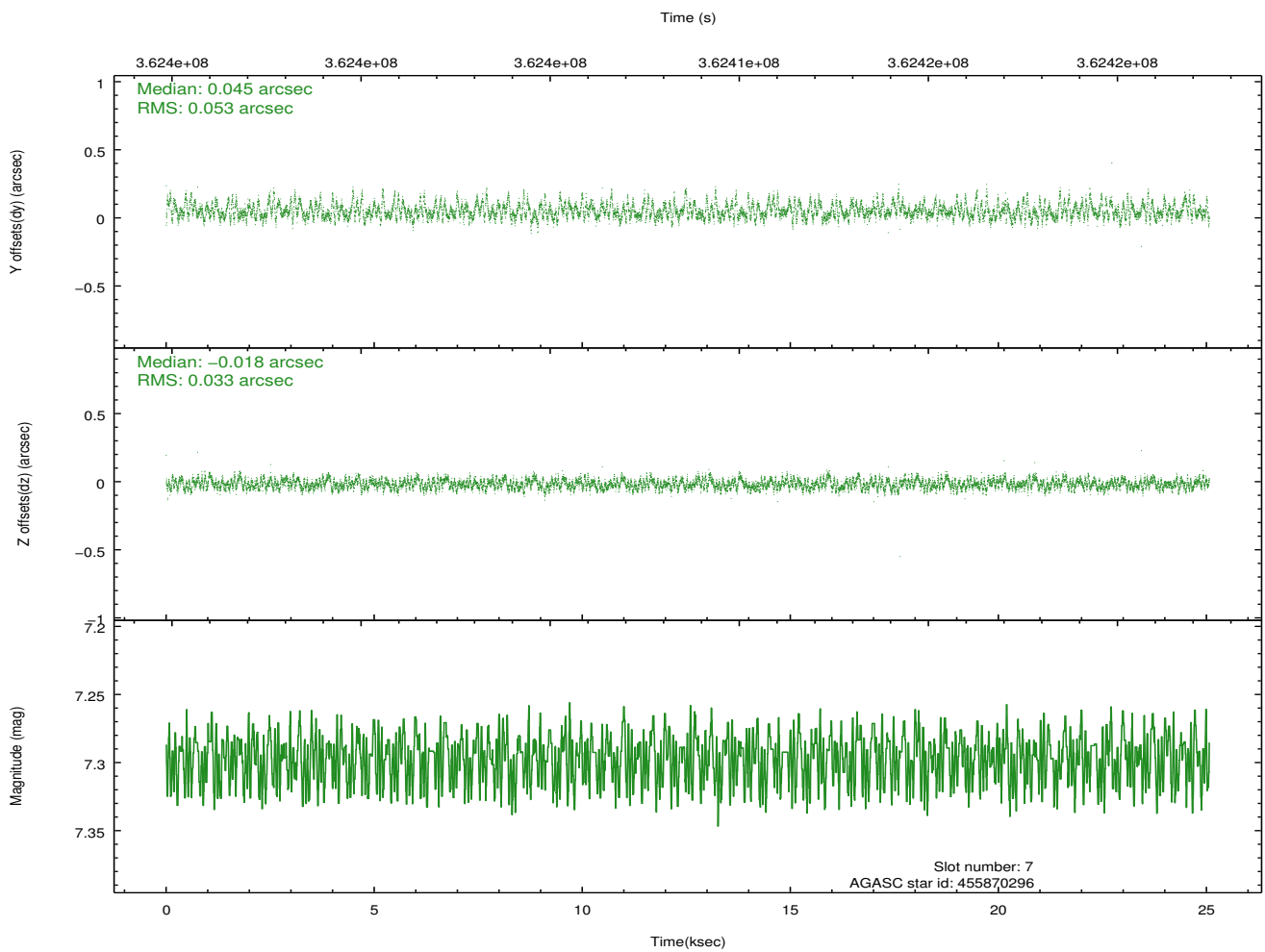
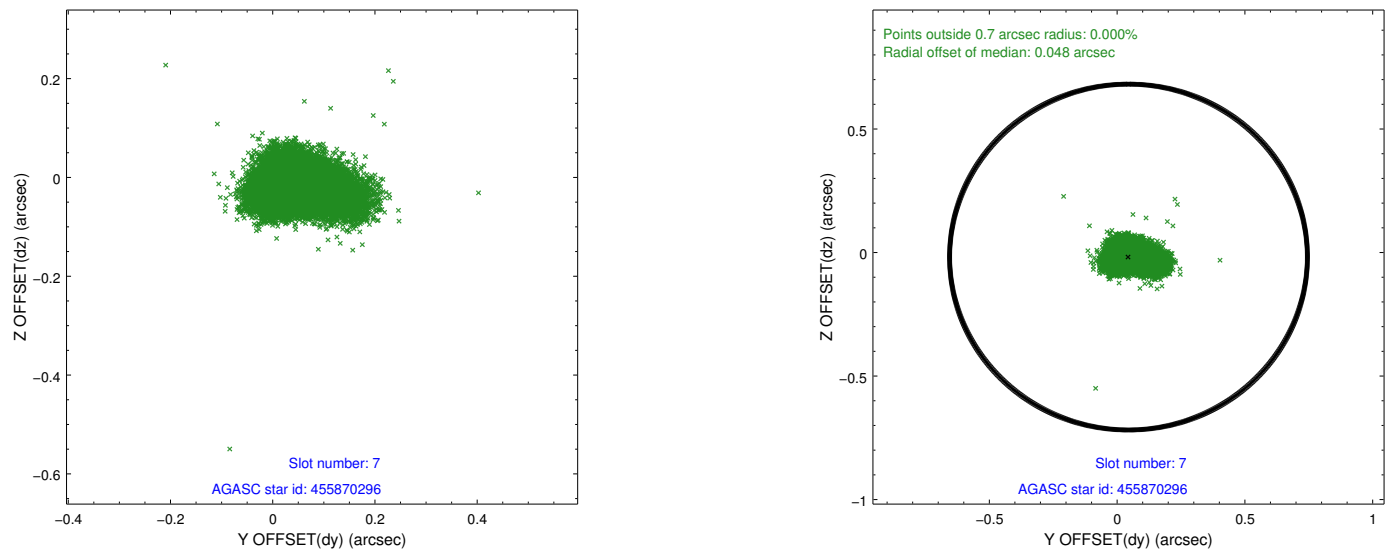
2.4.3 Slot 5



2.4.4 Slot 6

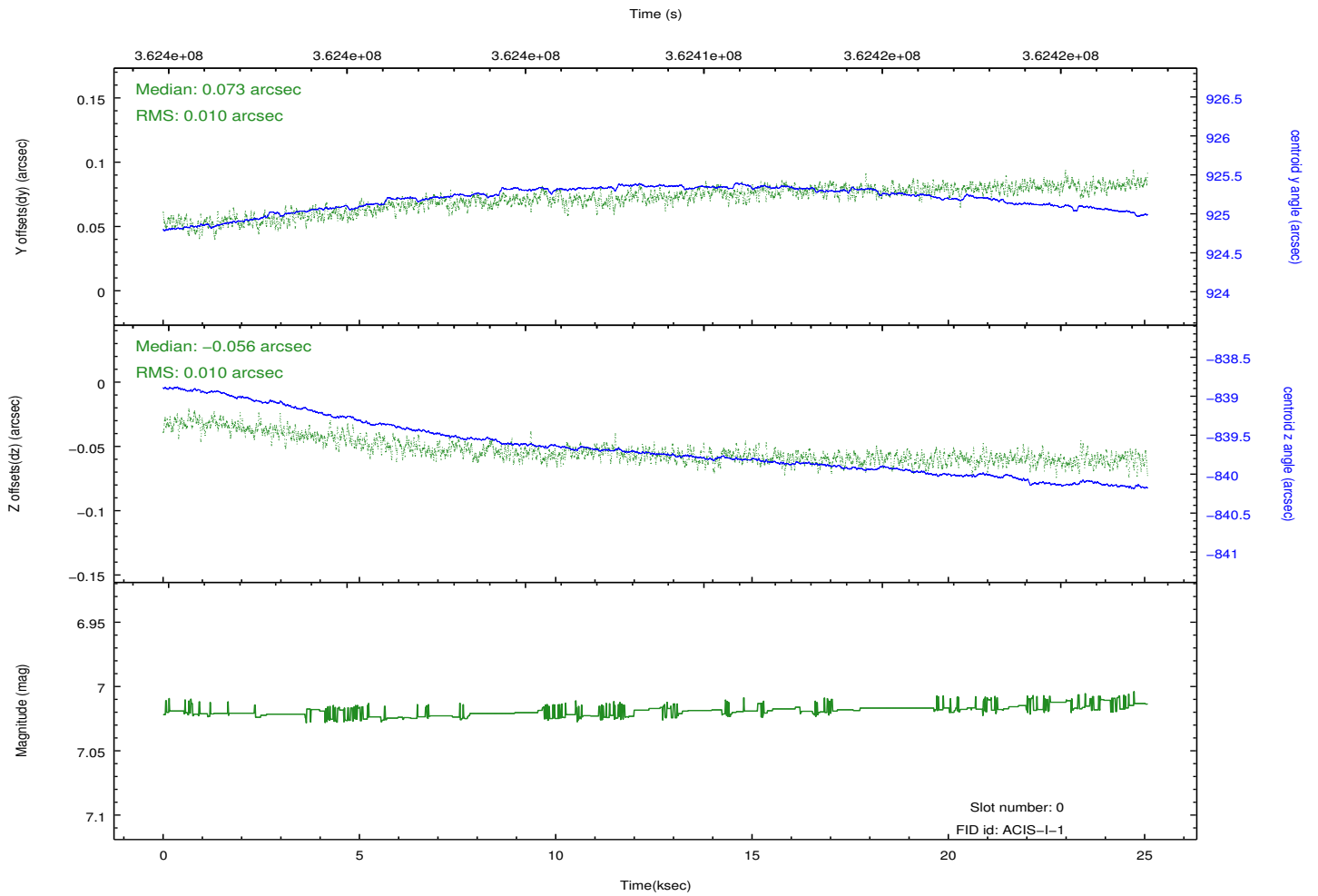
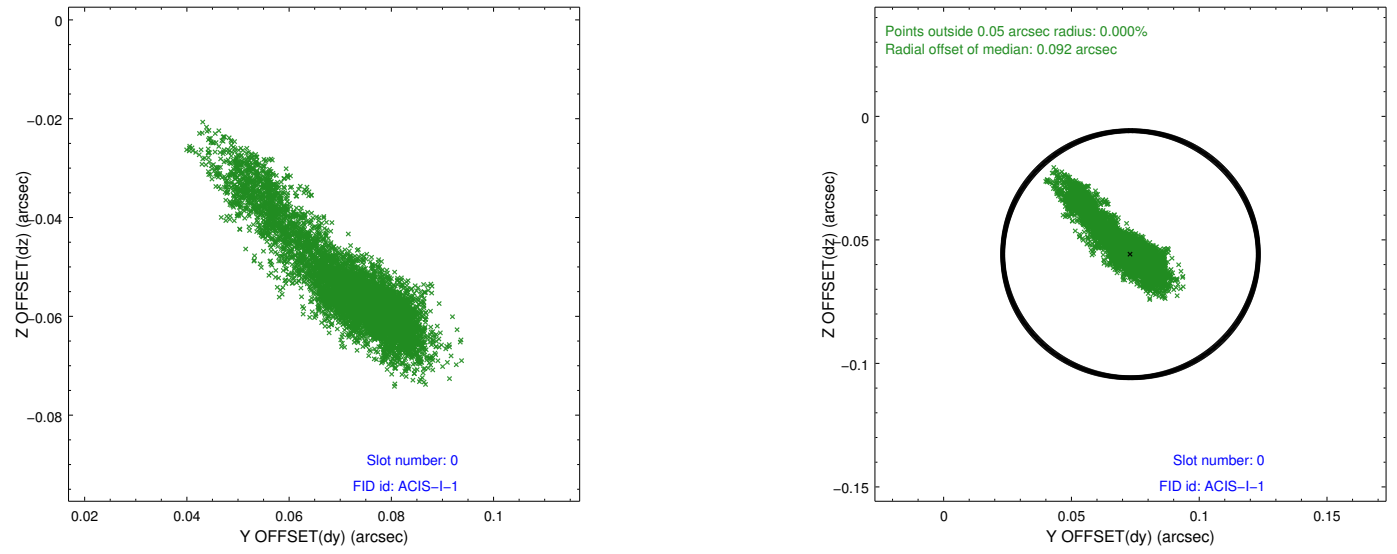


2.4.5 Slot 7

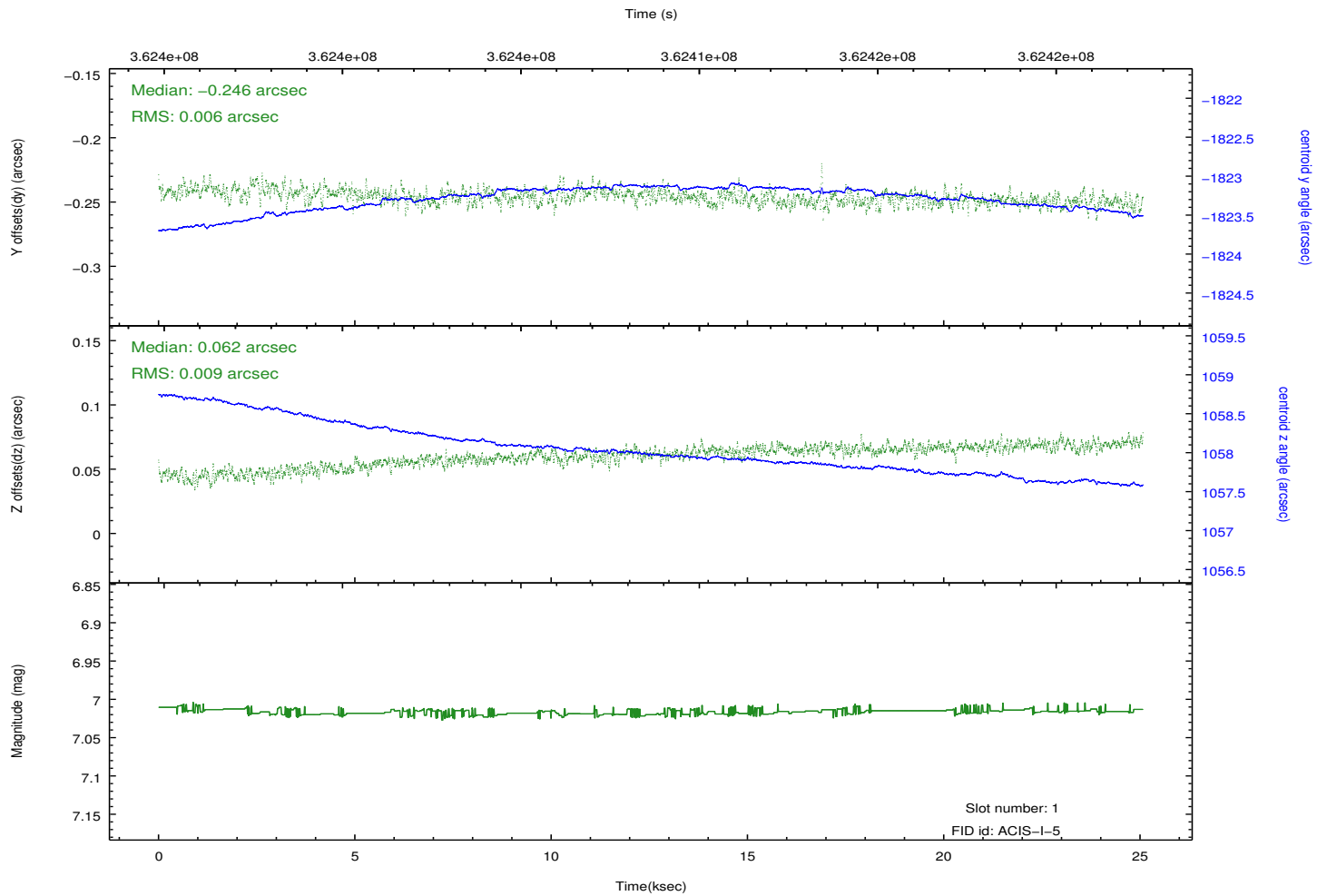
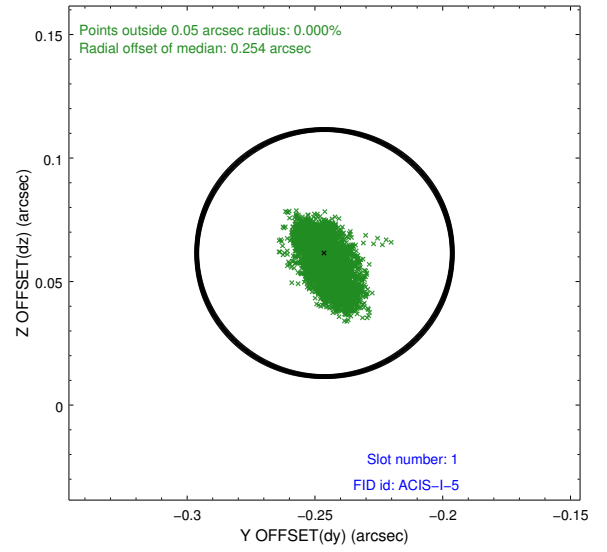
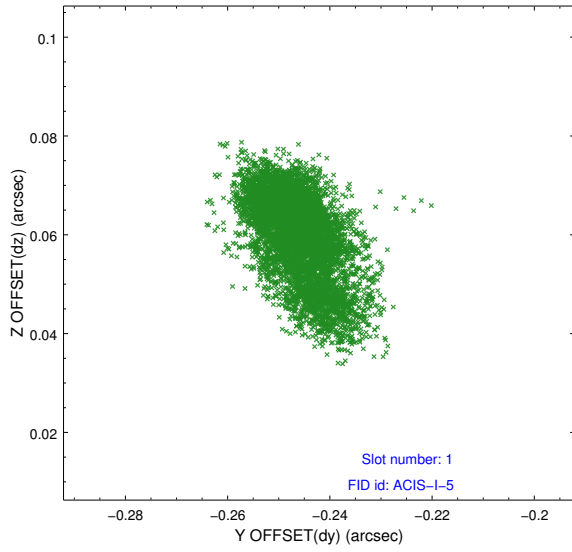


2.5 FID Slots

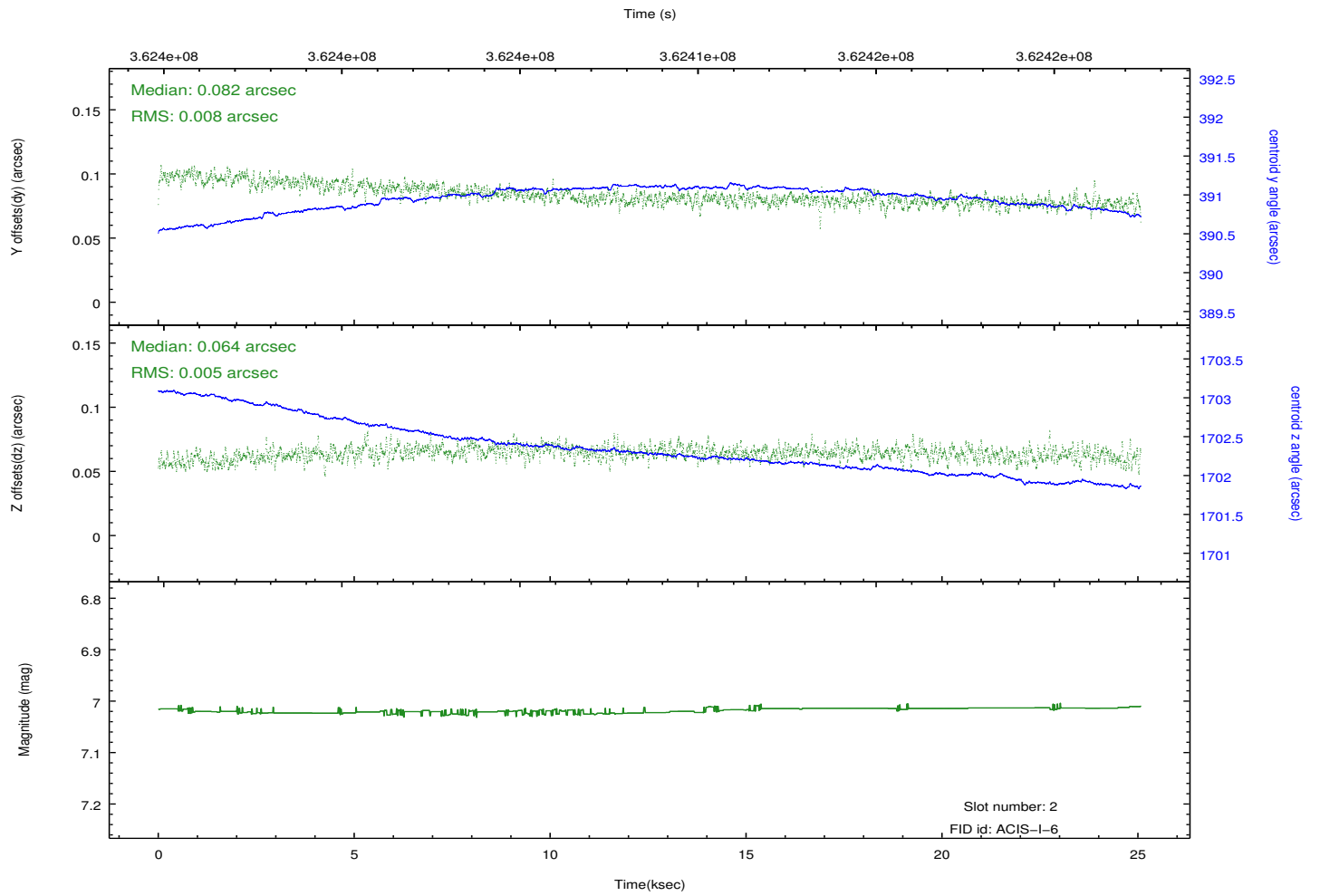
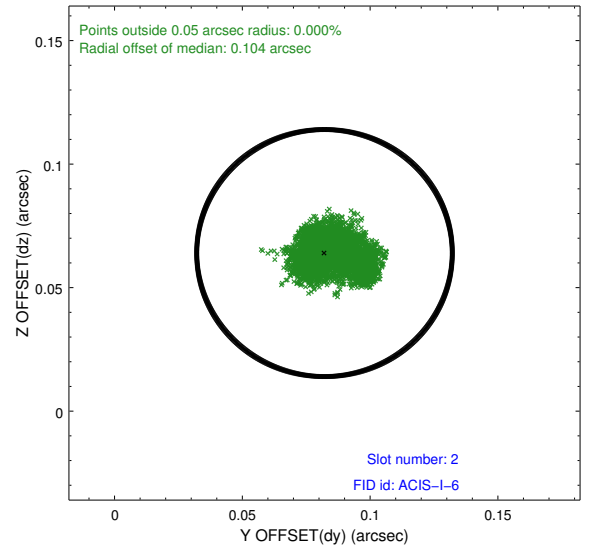
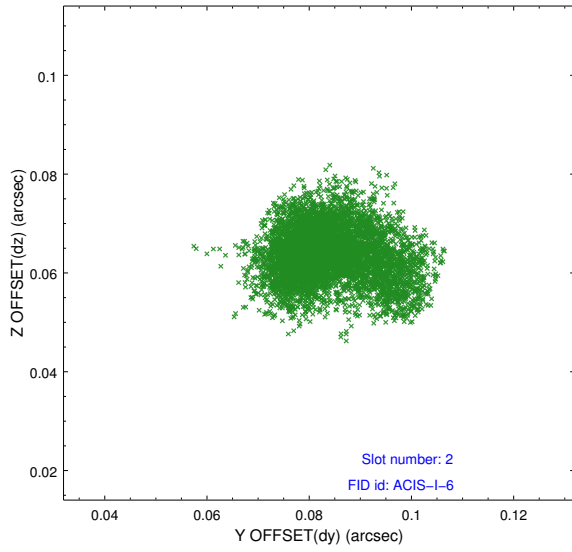
2.5.1 Slot 0



2.5.2 Slot 1



2.5.3 Slot 2



A Summary

A.1 Status

V&V Scientist	Jen Lauer
V&V Date (YYYY-MM-DD)	2012.06.12
V&V Edition	1
V&V Disposition and Status	OK
V&V Charge Time	24.0436001

A.2 Comments

Joint Proposal: Spitzer. Roll constraint met.