

V&V Reference Report

L2 ASCDS Version : 8.4.5

Observation 312 - L2 Version 3
Chandra X-Ray Center

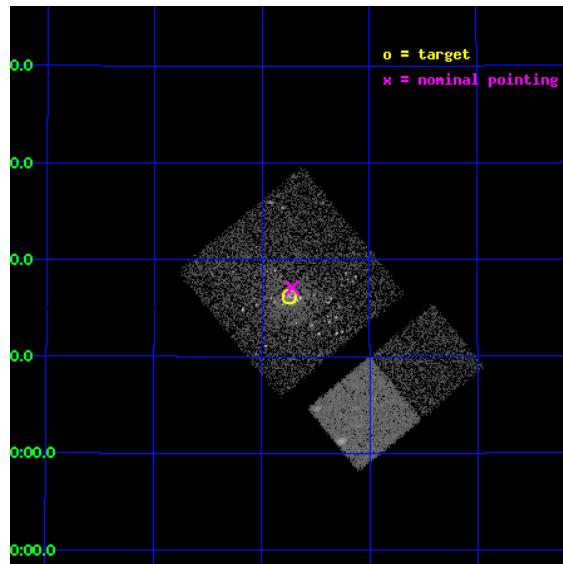
L2 Processing Date : Sep 1 2012

Contents

1	Front	2
2	OBI	3
2.1	OBI	3
2.1.1	Images	3
2.1.2	Bias	3
2.1.3	Parameters	4
2.1.4	Events	4
2.2	Compared Parameters	5
2.3	Aspect	6
2.4	Star Slots	9
2.4.1	Slot 3	9
2.4.2	Slot 4	10
2.4.3	Slot 5	11
2.4.4	Slot 6	12
2.4.5	Slot 7	13
2.5	FID Slots	14
2.5.1	Slot 0	14
2.5.2	Slot 1	15
2.5.3	Slot 2	16
A	Summary	17
A.1	Status	17
A.2	Comments	17

1 Front


seq_num	600072	Sequence number
obs_id	312	Observation id
title	M31 MONITORING (FOLLOWUP)	Proposal title
observer	Dr. Stephen Murray	Principal investigator
object	M31 TRANSIENT TBD	Source name
dtcycle	0	
cycle	P	events from which exps? Prim/Second/Both
ra_targ	10.685	Observer's specified target RA [deg]
dec_targ	41.268972	Observer's specified target Dec [deg]
ra_nom	10.680367984617	Nominal RA [deg]
dec_nom	41.285011238514	Nominal Dec [deg]
roll_nom	140.55179908643	Nominal Roll [deg]
revision	3	Processing version of data
ontime	4723.2000043839	Sum of GTIs [s]
livetime	4663.3920019588	Livetime [s]
ontime0	4723.2000043839	Sum of GTIs [s]
ontime1	4723.2000043839	Sum of GTIs [s]
ontime2	4723.2000043839	Sum of GTIs [s]
ontime3	4723.2000043839	Sum of GTIs [s]
ontime6	4723.2000043839	Sum of GTIs [s]
ontime7	4723.2000043839	Sum of GTIs [s]
l2events	43666	Number of level 2 events




2 OBI

2.1 OBI

2.1.1 Images



2.1.2 Bias



2.1.3 Parameters

obi_num	0	Obi number	sched_exp_time	5000.000000	[s] Scheduled observation exposure time
ascdsver	8.4.5	Processing system revision	ontime	4723.2000043839	Sum of GTIs [s]
caldbver	4.5.1.1	 	ontime0	4723.2000043839	Sum of GTIs [s]
date	2012-09-01T03:30:40	Date and time of file creation	ontime1	4723.2000043839	Sum of GTIs [s]
revision	3	Processing version of data	ontime2	4723.2000043839	Sum of GTIs [s]
			ontime3	4723.2000043839	Sum of GTIs [s]
			ontime6	4723.2000043839	Sum of GTIs [s]
			ontime7	4723.2000043839	Sum of GTIs [s]
			l1events	187799	Number of level 1 events

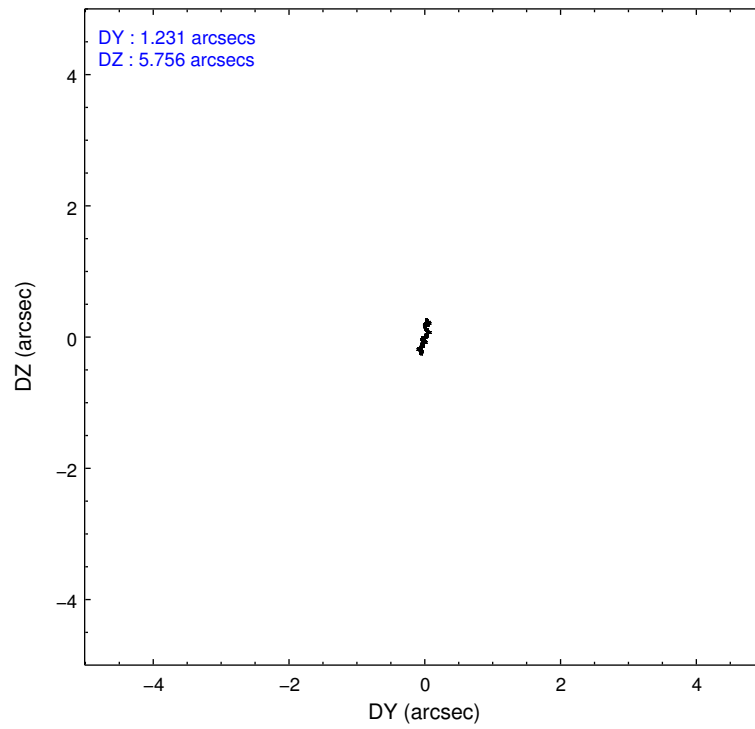
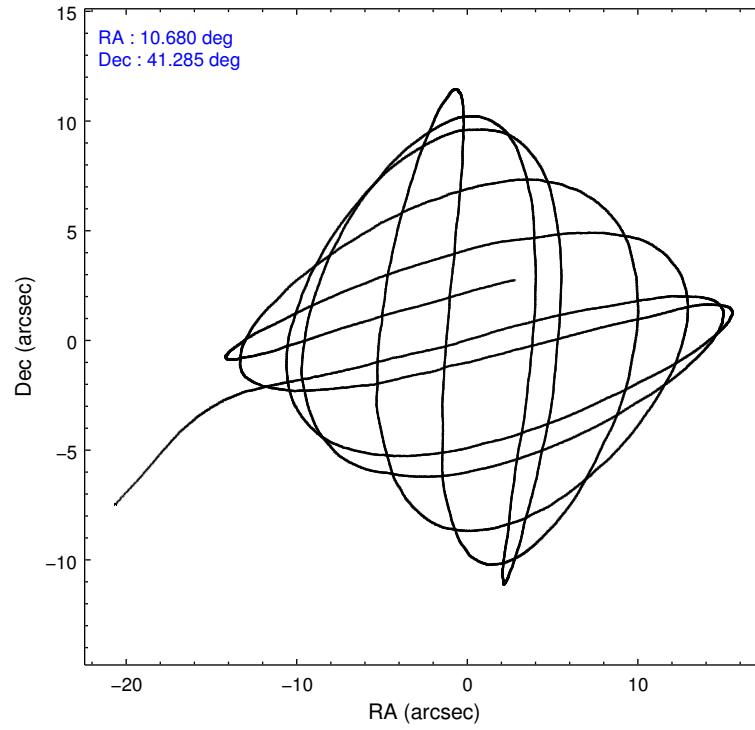
2.1.4 Events

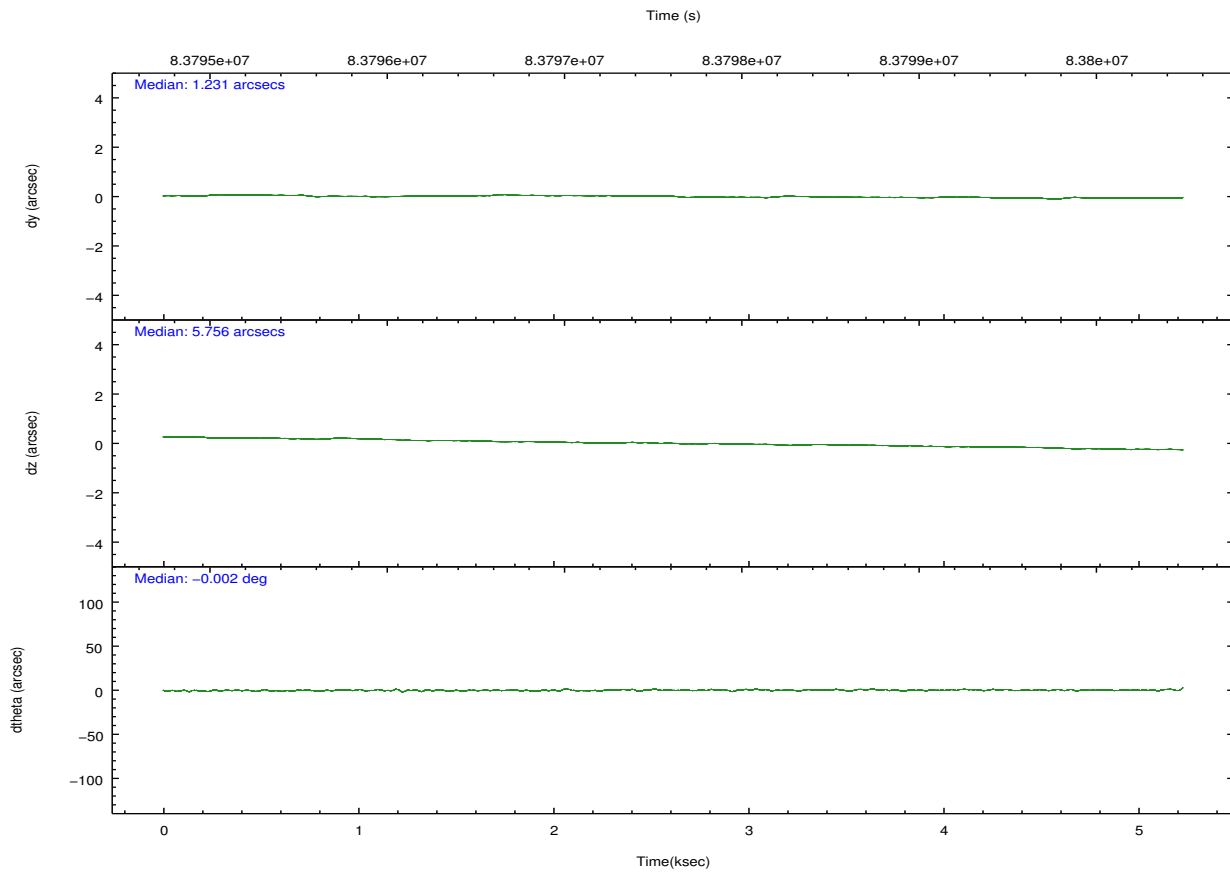
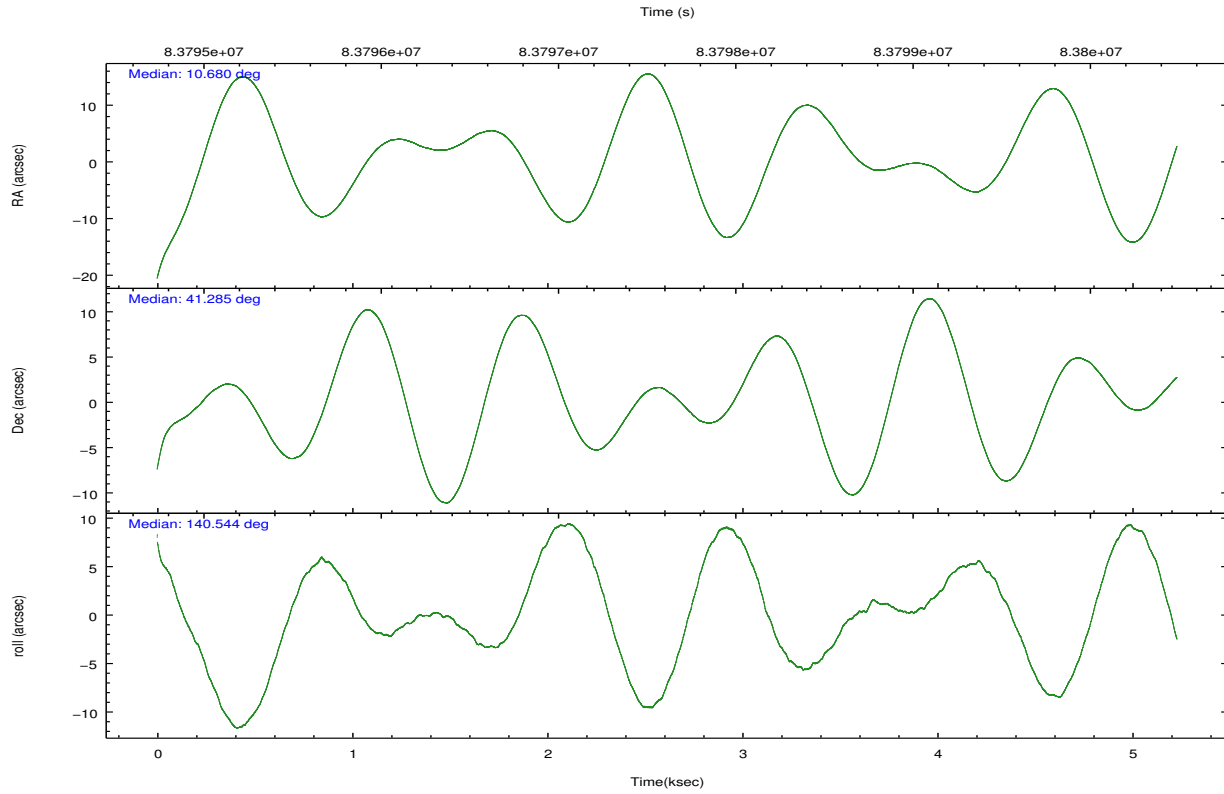
	ccd 0	ccd 1	ccd 2	ccd 3	ccd 6	ccd 7		ccd 0	ccd 1	ccd 2	ccd 3	ccd 6	ccd 7
level 1 events	25530	28989	31482	36051	29543	36204	grade 0 events	2032	4284	4240	7018	1339	1846
rejected events	21521	22122	24848	25796	26258	20262		7%	14%	13%	19%	4%	5%
rejected %	84%	76%	78%	71%	88%	55%	grade 1 events	14	53	35	227	10	30
								0%	0%	0%	0%	0%	0%
							grade 2 events	686	957	968	1419	702	3192
								2%	3%	3%	3%	2%	8%
							grade 3 events	337	452	411	536	308	1504
								1%	1%	1%	1%	1%	4%
							grade 4 events	351	471	418	524	318	1441
								1%	1%	1%	1%	1%	3%
							grade 5 events	937	1083	923	1260	1208	3304
								3%	3%	2%	3%	4%	9%
							grade 6 events	609	711	599	761	621	7968
								2%	2%	1%	2%	2%	22%
							grade 7 events	20564	20978	23888	24306	25037	16919
								80%	72%	75%	67%	84%	46%

2.2 Compared Parameters

Parameter	Planned	Actual	Parameter	Planned	Actual
Instrument	ACIS	ACIS	Obspar format version number	7	7
Detector	ACIS-012367	ACIS-012367	Obspar file type	PREDICTED	ACTUAL
Grating	NONE	NONE	Obspar update status	NONE	UPDATED
Data mode	FAINT	FAINT	Number of optional ACIS chips dropped	0	0
Observation mode	POINTING	POINTING	On-chip summing requested	N	N
[deg] Pointing RA	10.716650	10.68036798461711	Subarray requested	NONE	NONE
[deg] Pointing Dec	41.280418	41.28501123851434	Alternating exposures requested	N	N
[deg] Pointing Roll	140.319168	140.5517990864333	[s] Primary exposure time	0.000000	3.2
[mm] SIM focus pos	-0.782348	-0.7809083437167272			
[mm] SIM defocus	0	0.001439871863259334			
[mm] SIM translation stage pos	-233.592463	-233.5874344608287			
[mm] SIM translation stage offset	0	-0.005018542100998502			
[s] Observation start time (MET)	83795225.184000	83794242.300602			
Observation start date	2000-08-27T20:26:01	2000-08-27T20:10:42			
[s] Observation end time (MET)	83800225.184000	83800710.050845			
Observation end date	2000-08-27T21:49:21	2000-08-27T21:58:30			
Read mode	TIMED	TIMED			

2.3 Aspect



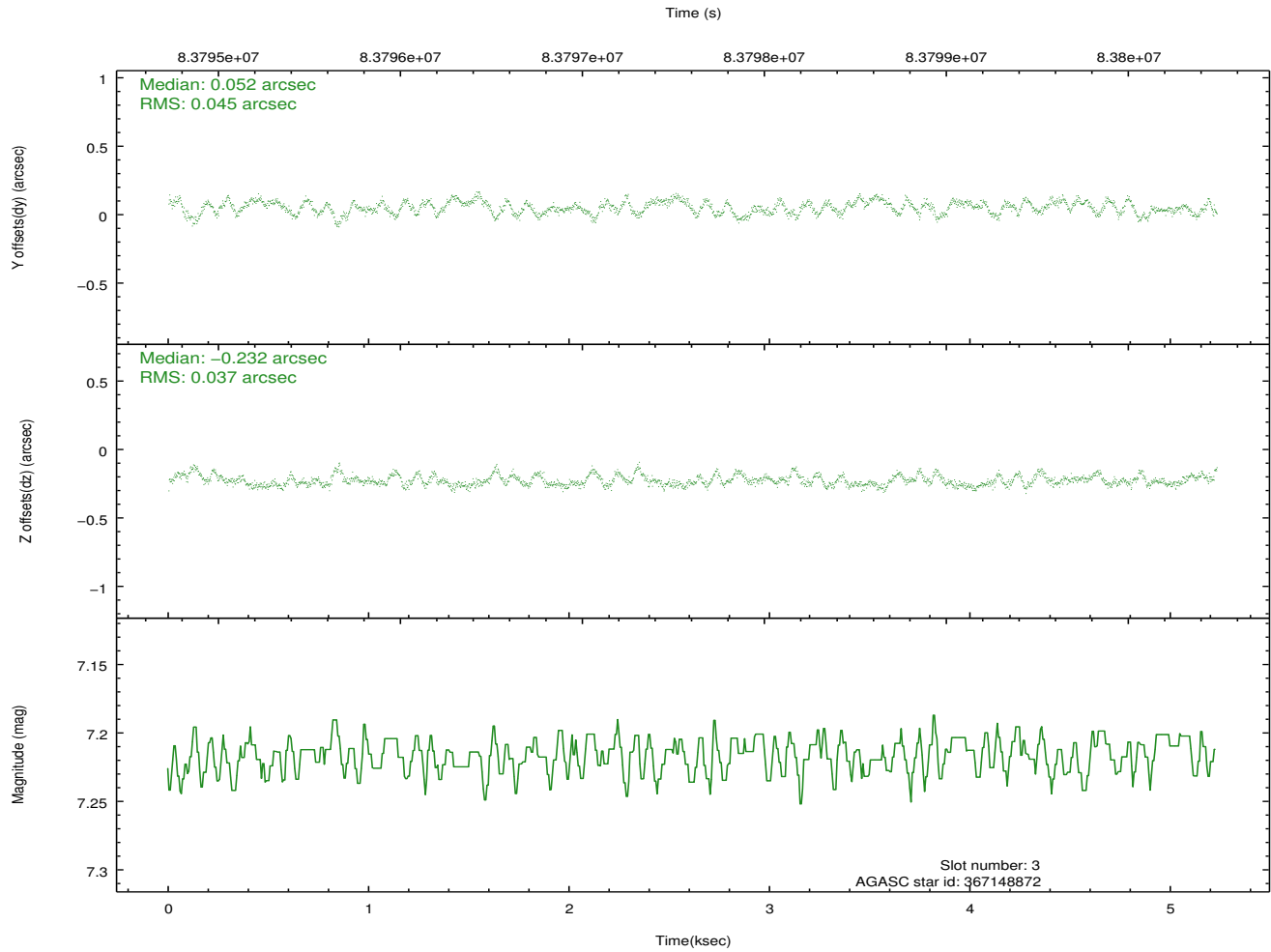
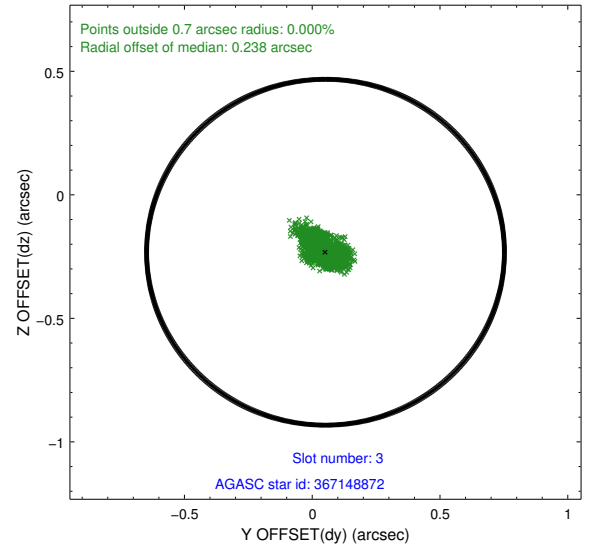
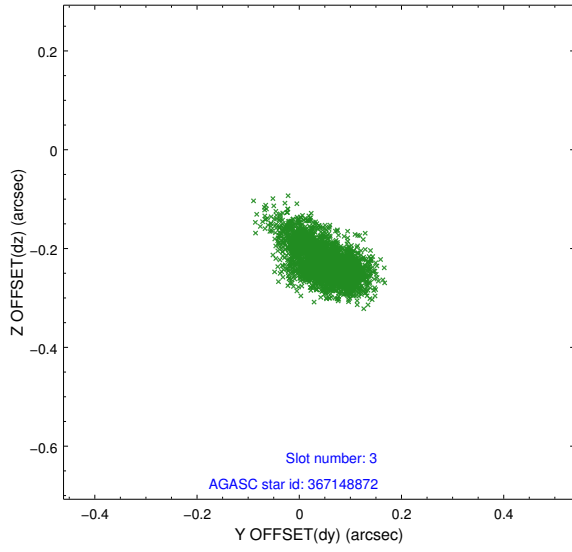


Slot Statistics

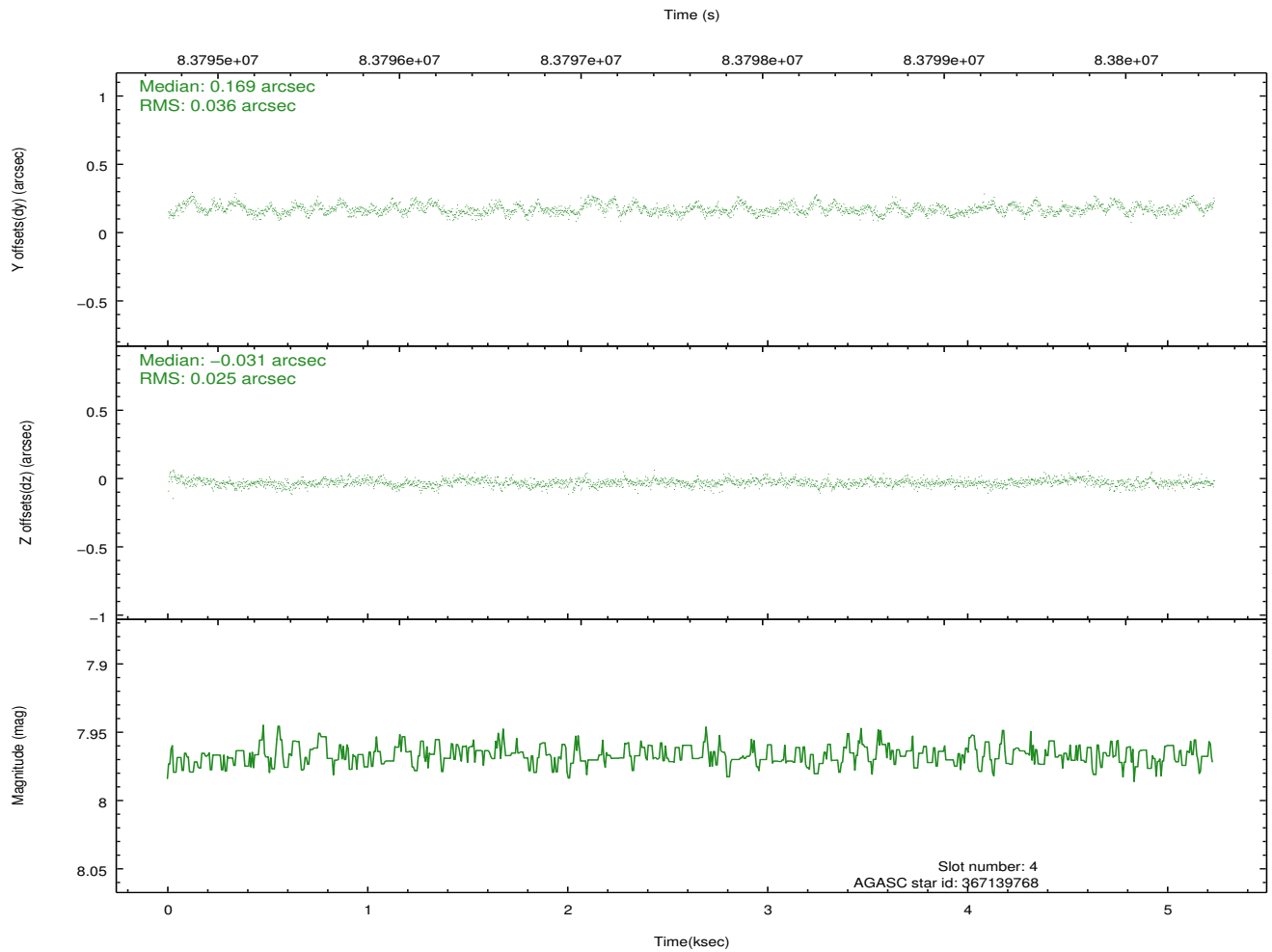
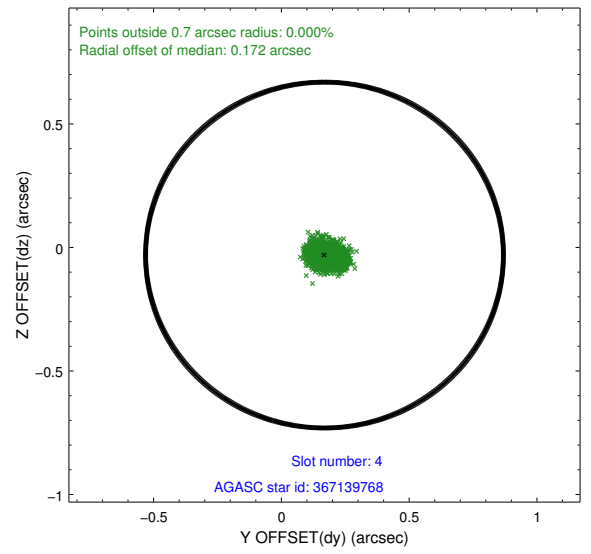
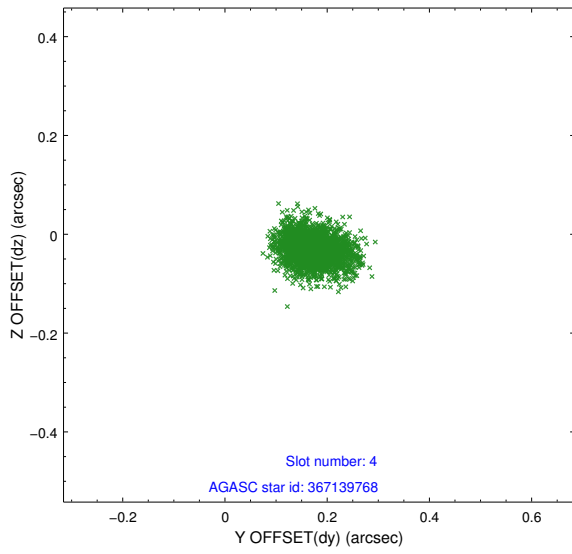
slot	status	id	mag	n_pts	med_dy	med_dz	dr1	dr2	ra	dec	mean_y	mean_z
0	FID	ACIS-I-3	7.44	1276	0.001	0.146	0.013	0.020	0.000000	0.000000	56.03	-962.21
1	FID	ACIS-I-4	7.19	1276	-0.075	-0.053	0.009	0.013	0.000000	0.000000	2158.54	1069.96
2	FID	ACIS-I-5	7.23	1276	-0.025	-0.023	0.009	0.014	0.000000	0.000000	-1807.92	1069.25
3	GUIDE	367148872	7.22	2552	0.052	-0.232	0.060	0.103	10.505940	40.688258	-919.10	2007.02
4	GUIDE	367139768	7.97	2552	0.169	-0.031	0.046	0.079	11.069715	40.685175	-2109.94	1032.72
5	GUIDE	367674552	8.84	2552	-0.026	0.160	0.064	0.104	11.016238	41.570845	46.00	-1320.43
6	GUIDE	367671800	9.41	2552	-0.176	0.223	0.084	0.132	10.554735	41.964935	1906.57	-1620.25
7	GUIDE	367658664	9.58	2551	-0.020	-0.122	0.081	0.129	10.374070	41.369746	918.68	341.36

2.4 Star Slots

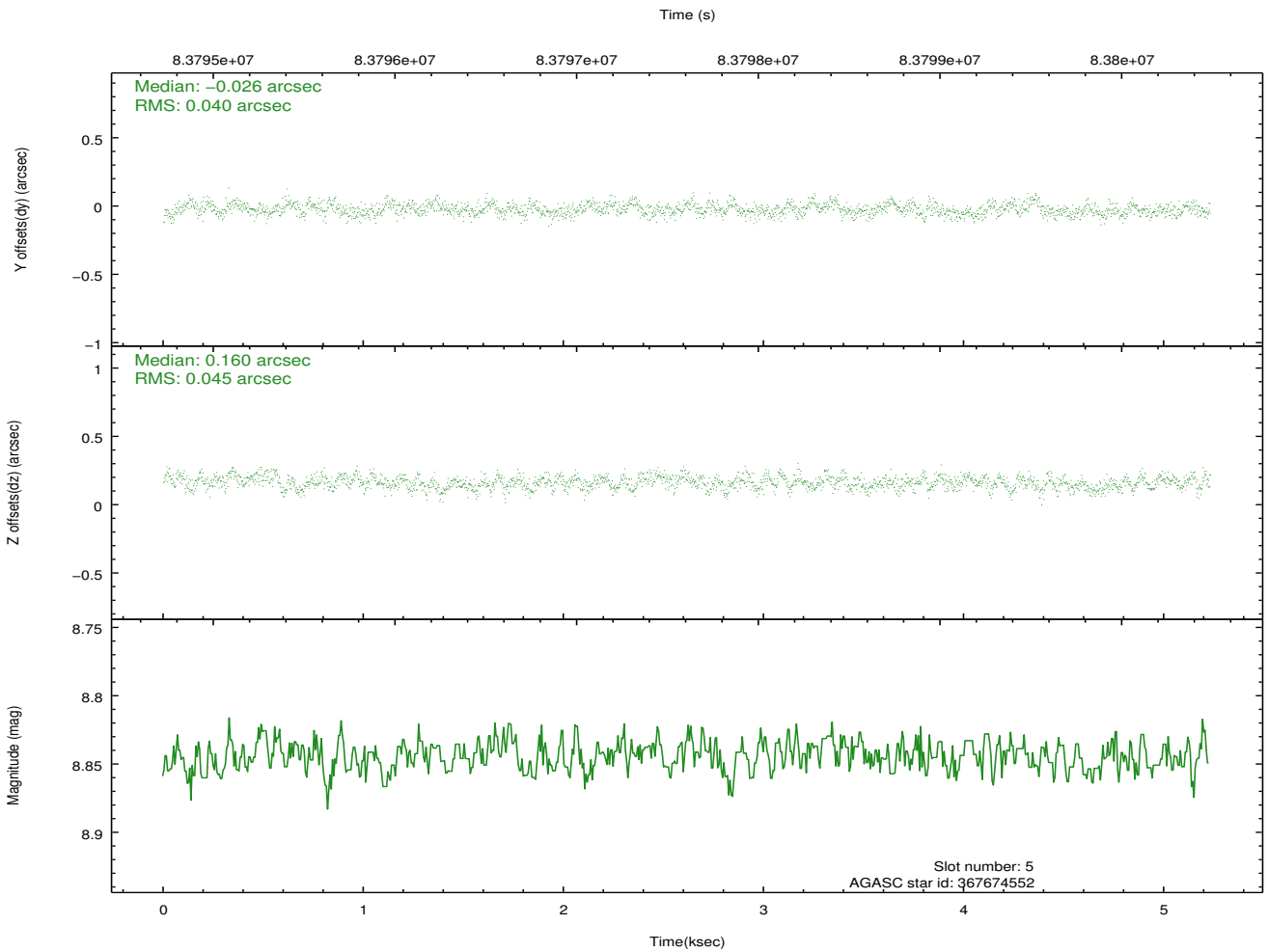
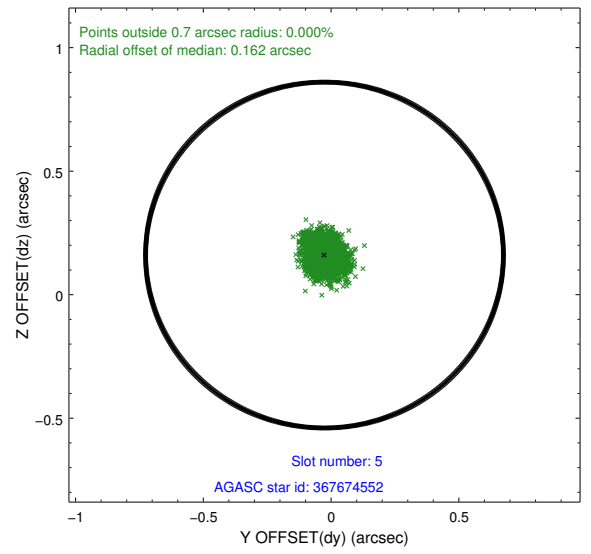
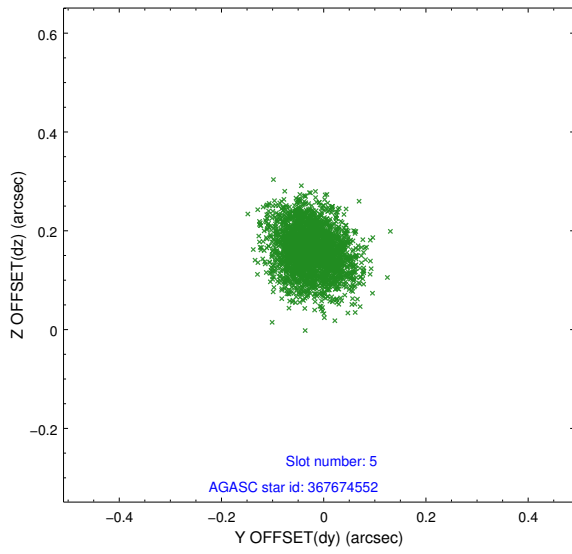
2.4.1 Slot 3



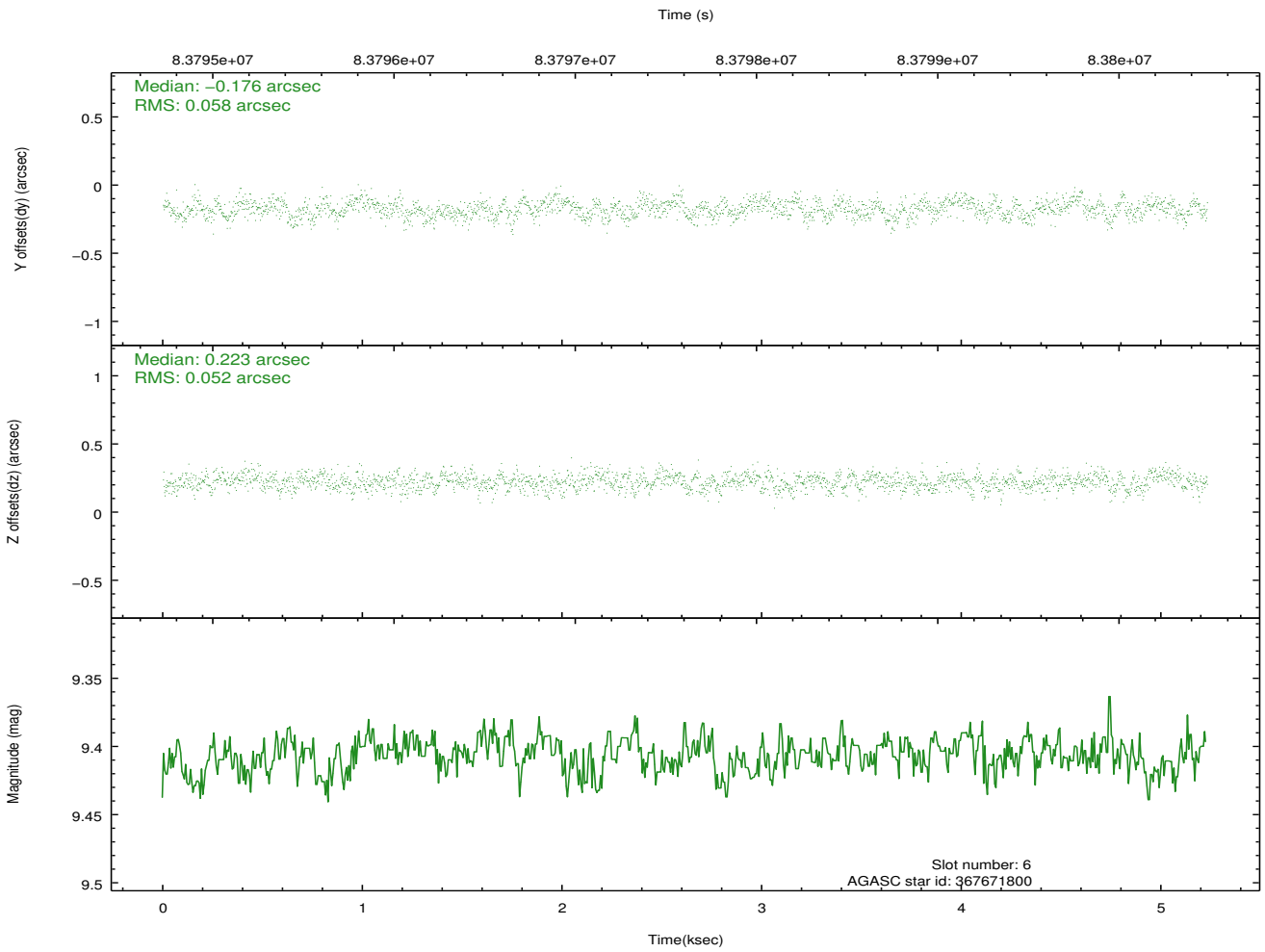
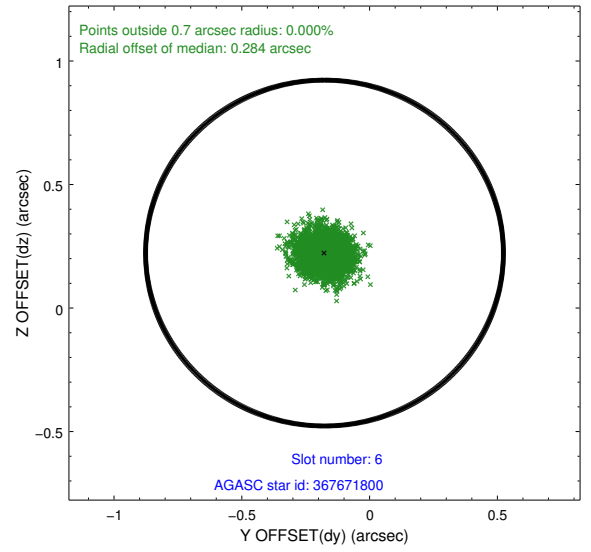
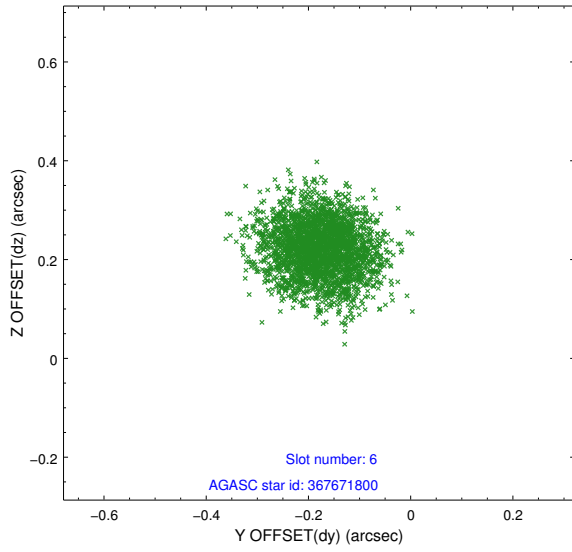
2.4.2 Slot 4



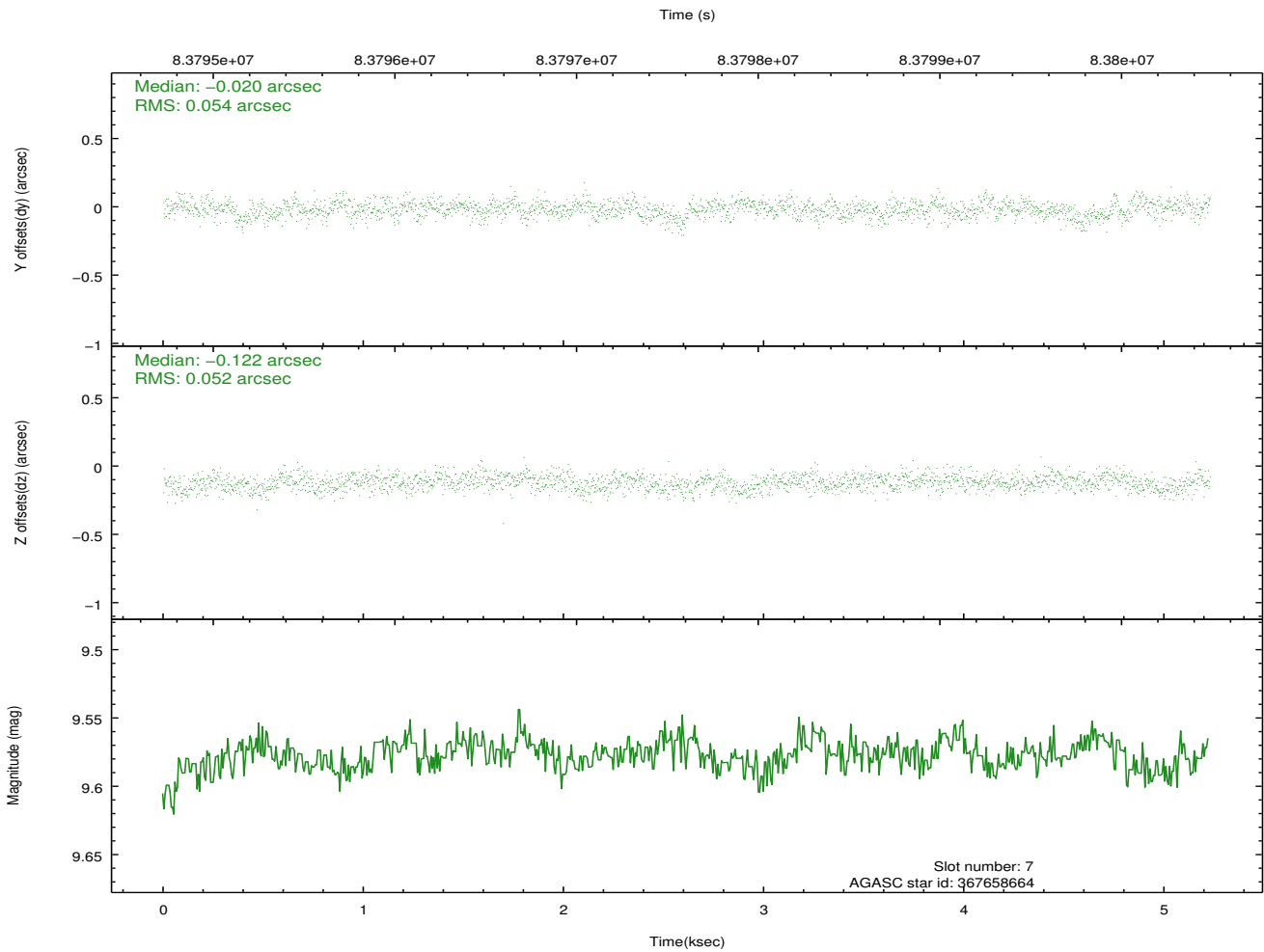
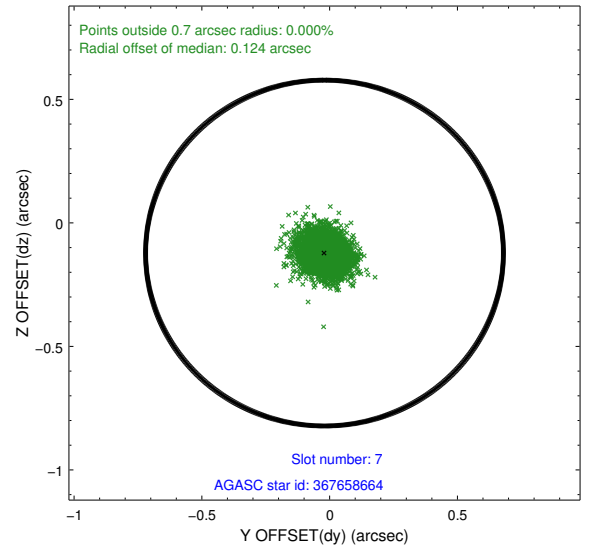
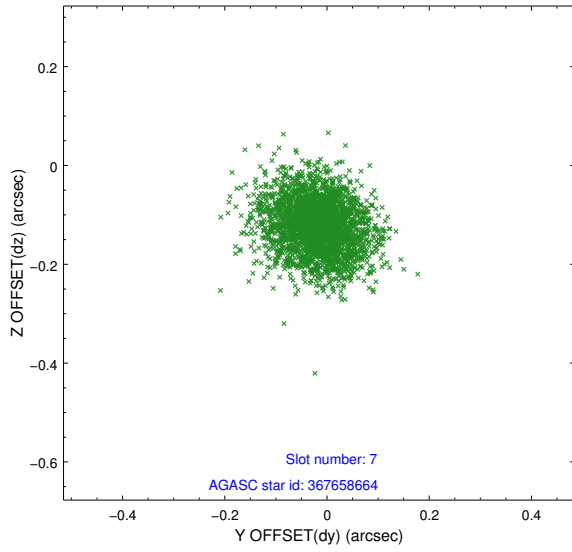
2.4.3 Slot 5



2.4.4 Slot 6

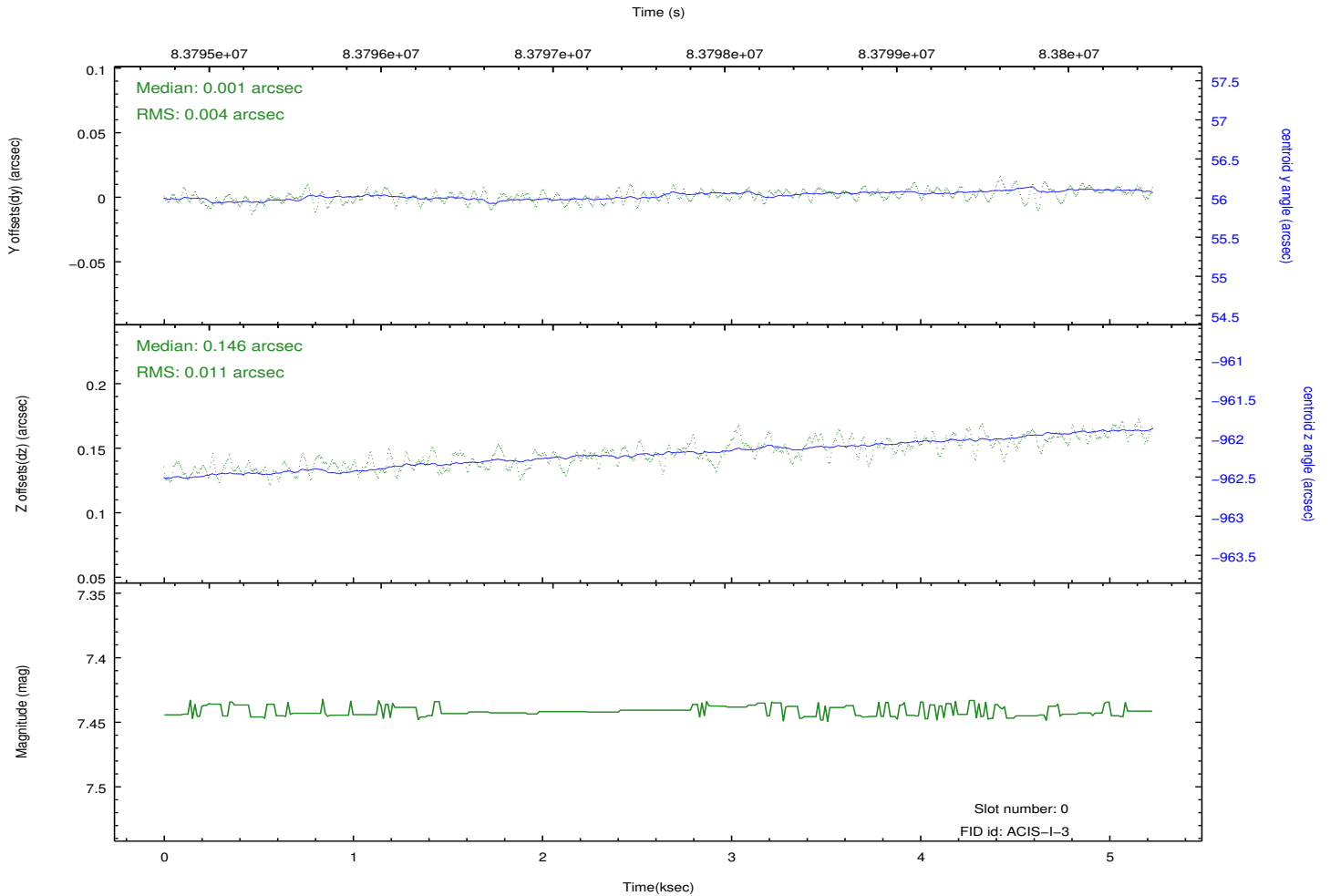
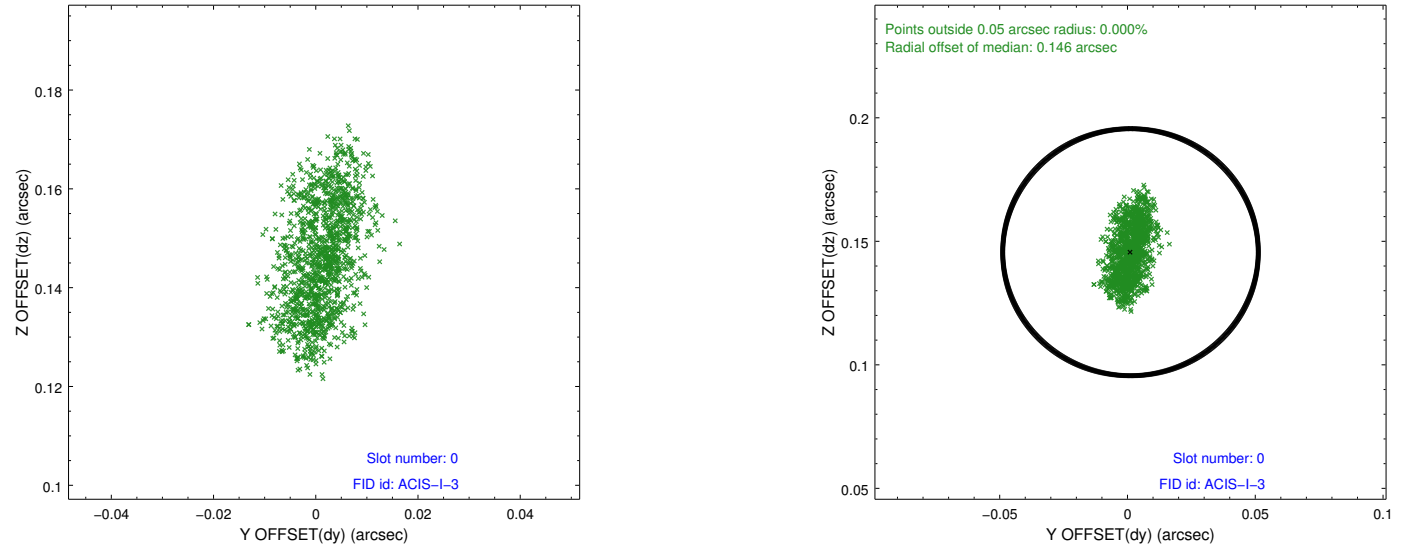


2.4.5 Slot 7

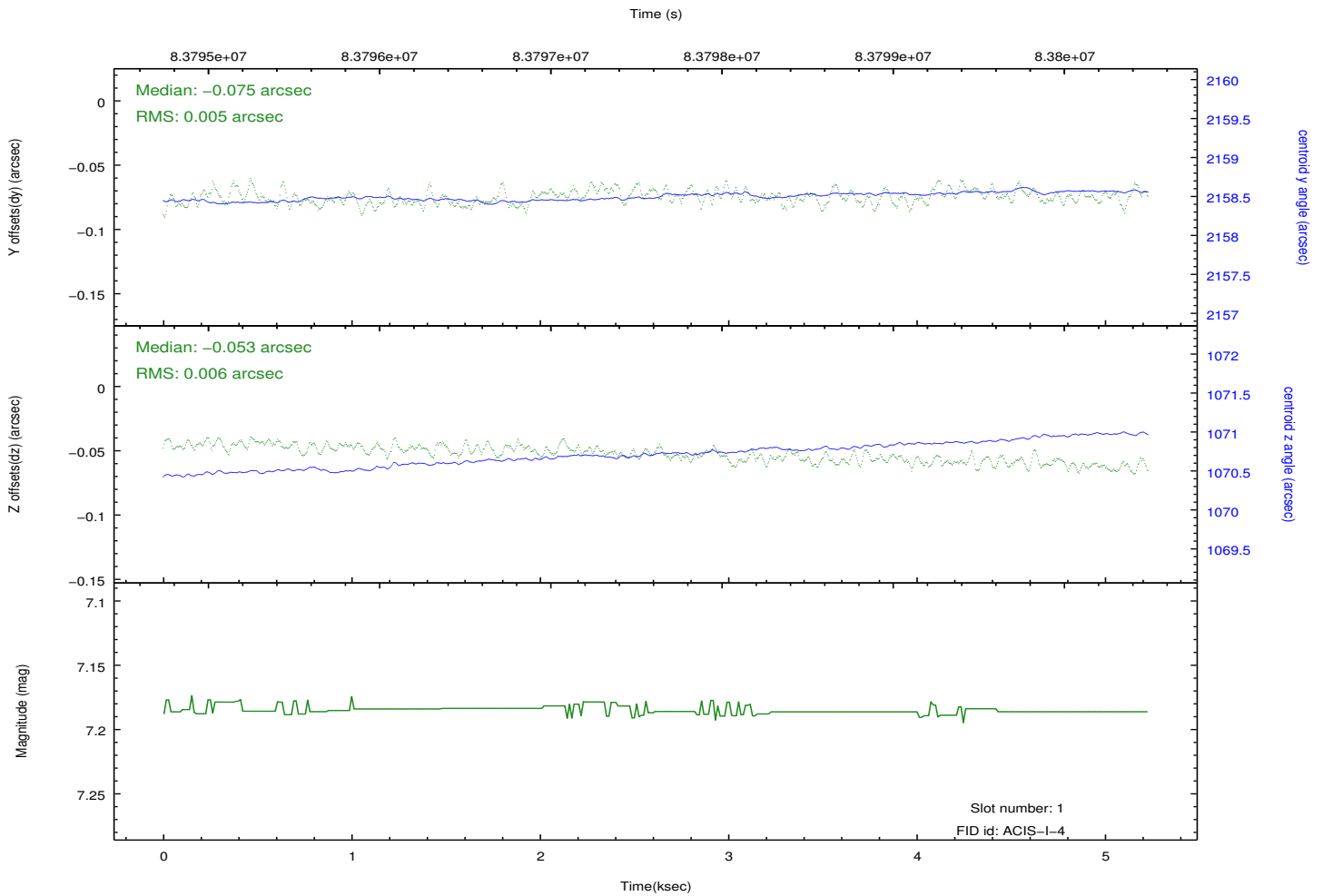
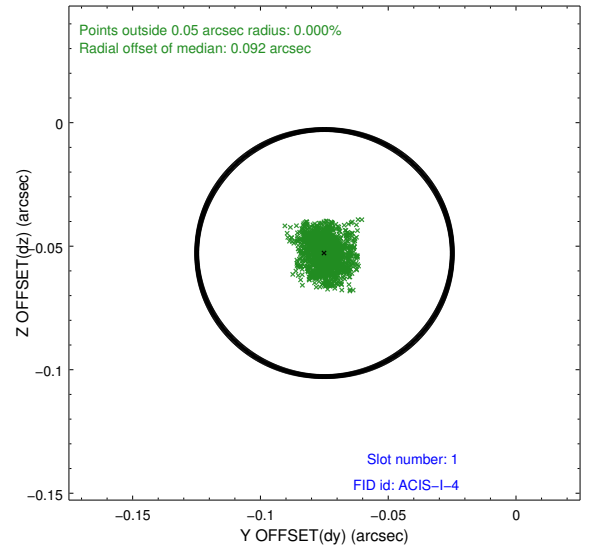
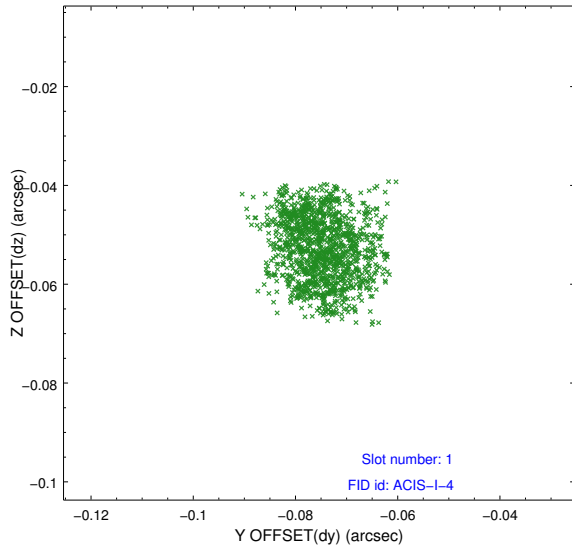


2.5 FID Slots

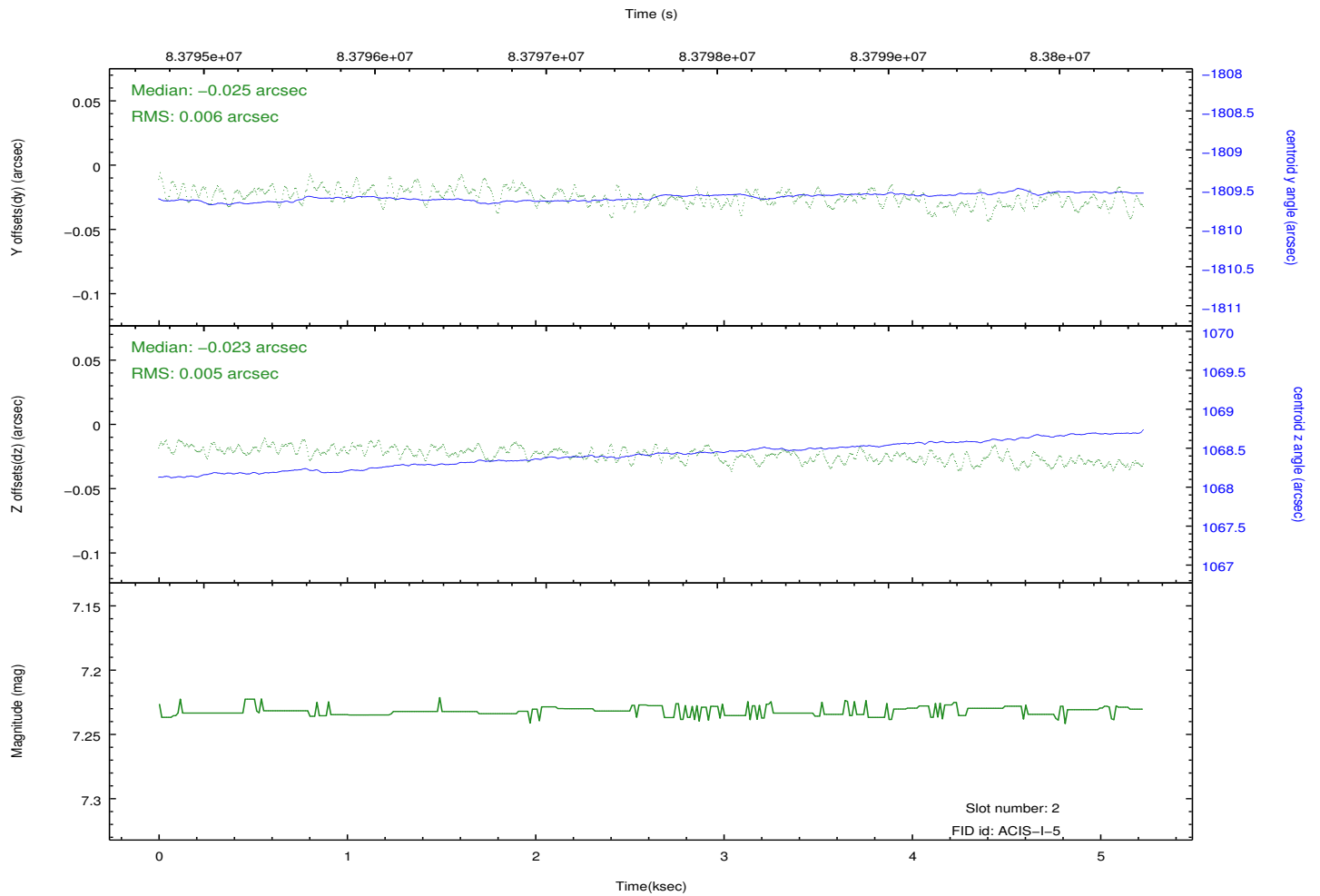
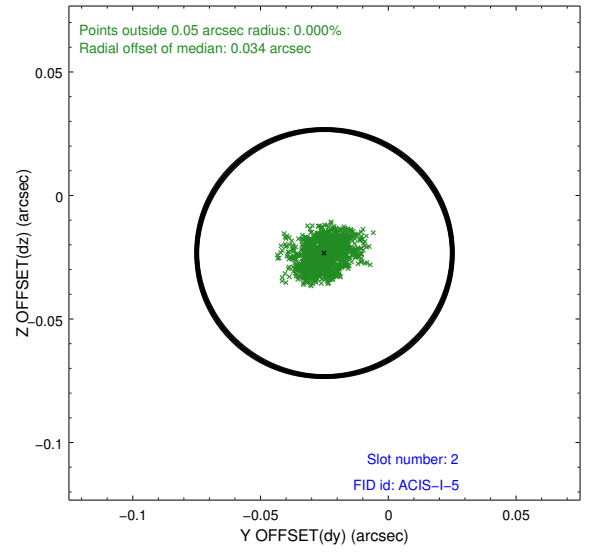
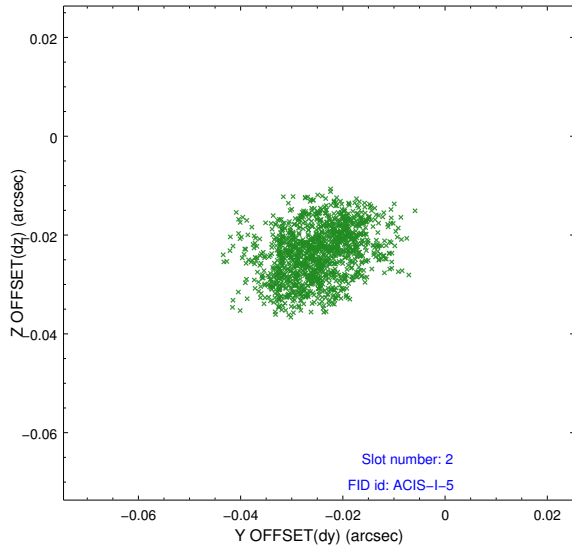
2.5.1 Slot 0



2.5.2 Slot 1



2.5.3 Slot 2



A Summary

A.1 Status

V&V Scientist	Jen Lauer
V&V Date (YYYY-MM-DD)	2012.09.06
V&V Edition	1
V&V Disposition and Status	OK
V&V Charge Time	4.726

A.2 Comments