

V&V Reference Report

L2 ASCDS Version : 10.9.1

Observation 4472 - L2 Version 4
Chandra X-Ray Center

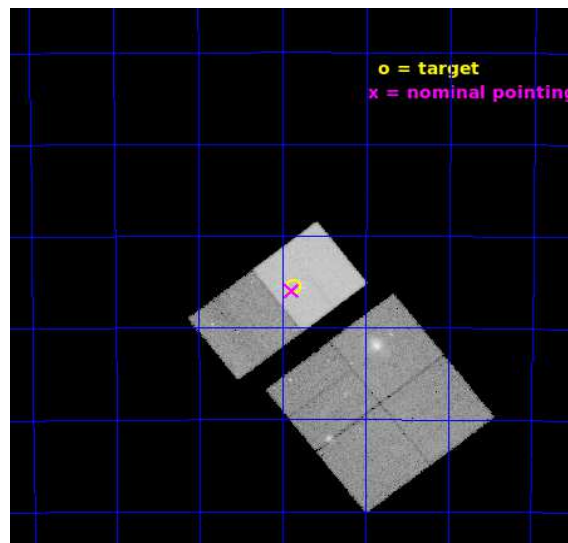
L2 Processing Date : Sep 28 2020

Contents

1	Front	2
2	OBI	3
2.1	OBI	3
2.1.1	Images	3
2.1.2	Bias	3
2.1.3	Parameters	4
2.1.4	Events	4
2.2	Compared Parameters	5
2.3	Aspect	6
2.4	Star Slots	9
2.4.1	Slot 3	9
2.4.2	Slot 4	10
2.4.3	Slot 5	11
2.4.4	Slot 6	12
2.4.5	Slot 7	13
2.5	FID Slots	14
2.5.1	Slot 0	14
2.5.2	Slot 1	15
2.5.3	Slot 2	16
A	Summary	17
A.1	Status	17
A.2	Comments	17

1 Front


seq_num	200241	Sequence number
obs_id	4472	Observation id
title	AGE AND TEMPERATURE DEPENDENCE OF X-RAY ACTIVITY AT THE COOL END OF THE MAIN-SEQUENCE	Proposal title
observer	Beate Stelzer	Principal investigator
object	HR 7329 B	Source name
dtcycle	0	
cycle	P	events from which exps? Prim/Second/Both
ra_targ	290.715833	Observer's specified target RA [deg]
dec_targ	-54.425	Observer's specified target Dec [deg]
ra_nom	290.72130126194	Nominal RA [deg]
dec_nom	-54.433102940899	Nominal Dec [deg]
roll_nom	321.94008796517	Nominal Roll [deg]
revision	4	Processing version of data
ontime	46959.258734673	Sum of GTIs [s]
livetime	46364.632325104	Livetime [s]
ontime0	46959.299774677	Sum of GTIs [s]
ontime1	46952.612604141	Sum of GTIs [s]
ontime2	46959.135614663	Sum of GTIs [s]
ontime3	46959.176654667	Sum of GTIs [s]
ontime6	46955.976714373	Sum of GTIs [s]
ontime7	46959.258734673	Sum of GTIs [s]
l2events	354937	Number of level 2 events




2 OBI

2.1 OBI

2.1.1 Images



2.1.2 Bias



2.1.3 Parameters

obi_num	3	Obi number	sched_exp_time	47000.000000	[s] Scheduled observation exposure time
ascdsver	10.9.1	Processing system revision	ontime	46959.258734673	Sum of GTIs [s]
caldbver	4.9.2	 	ontime0	46959.299774677	Sum of GTIs [s]
date	2020-09-28T06:05:00	Date and time of file creation	ontime1	46952.612604141	Sum of GTIs [s]
revision	4	Processing version of data	ontime2	46959.135614663	Sum of GTIs [s]
			ontime3	46959.176654667	Sum of GTIs [s]
			ontime6	46955.976714373	Sum of GTIs [s]
			ontime7	46959.258734673	Sum of GTIs [s]
			l1events	2012858	Number of level 1 events

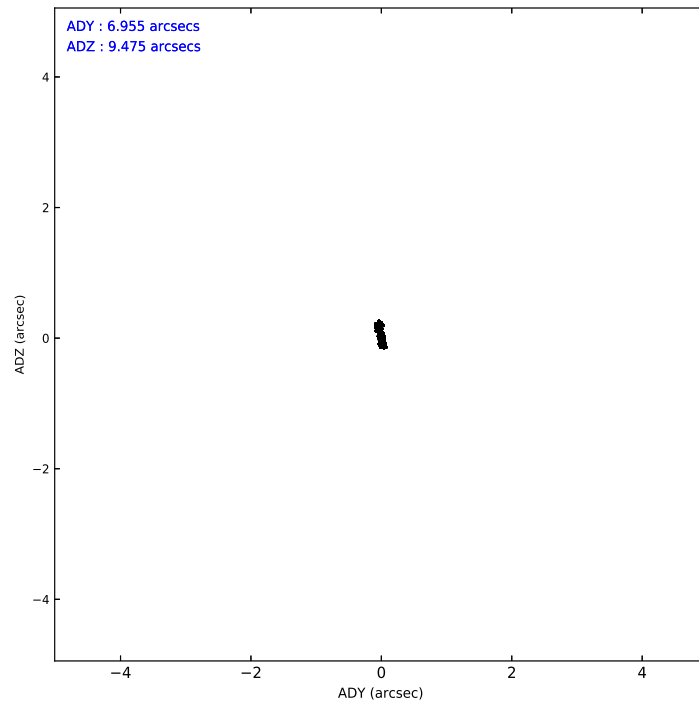
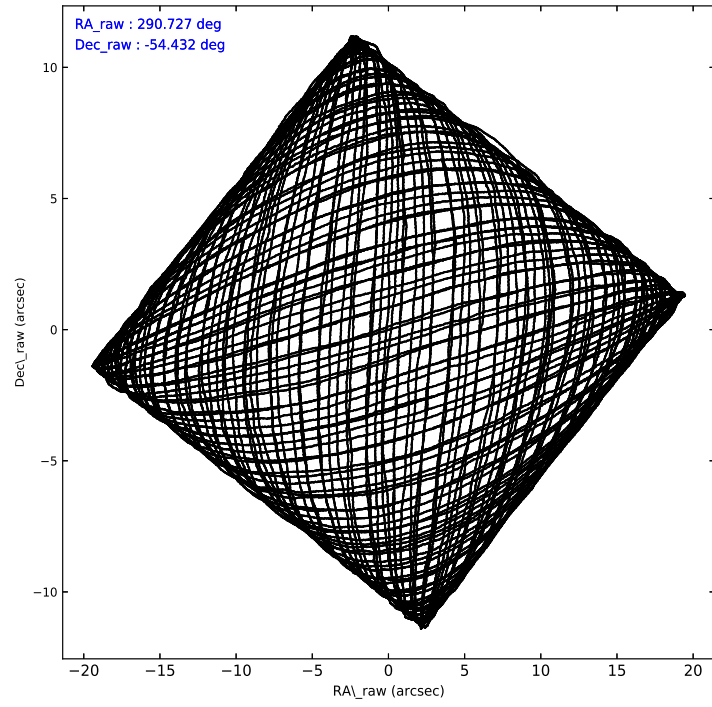
2.1.4 Events

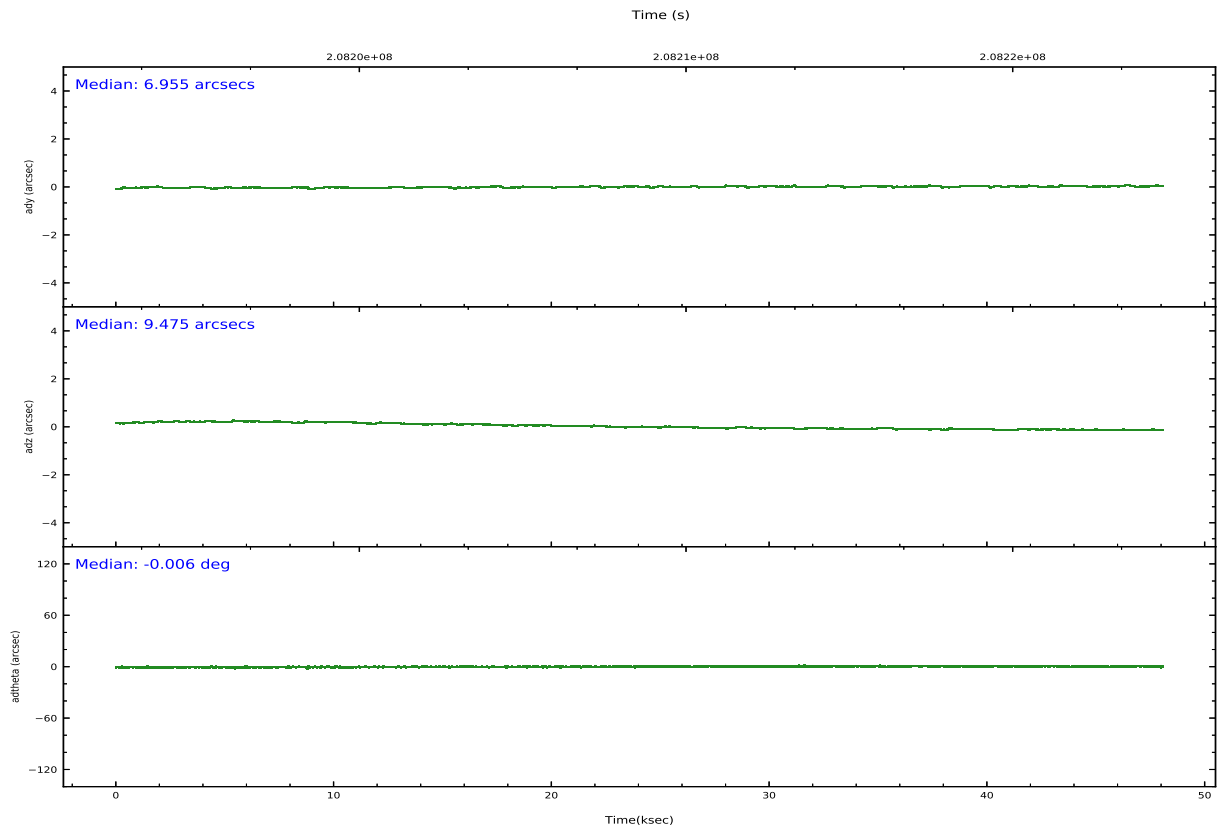
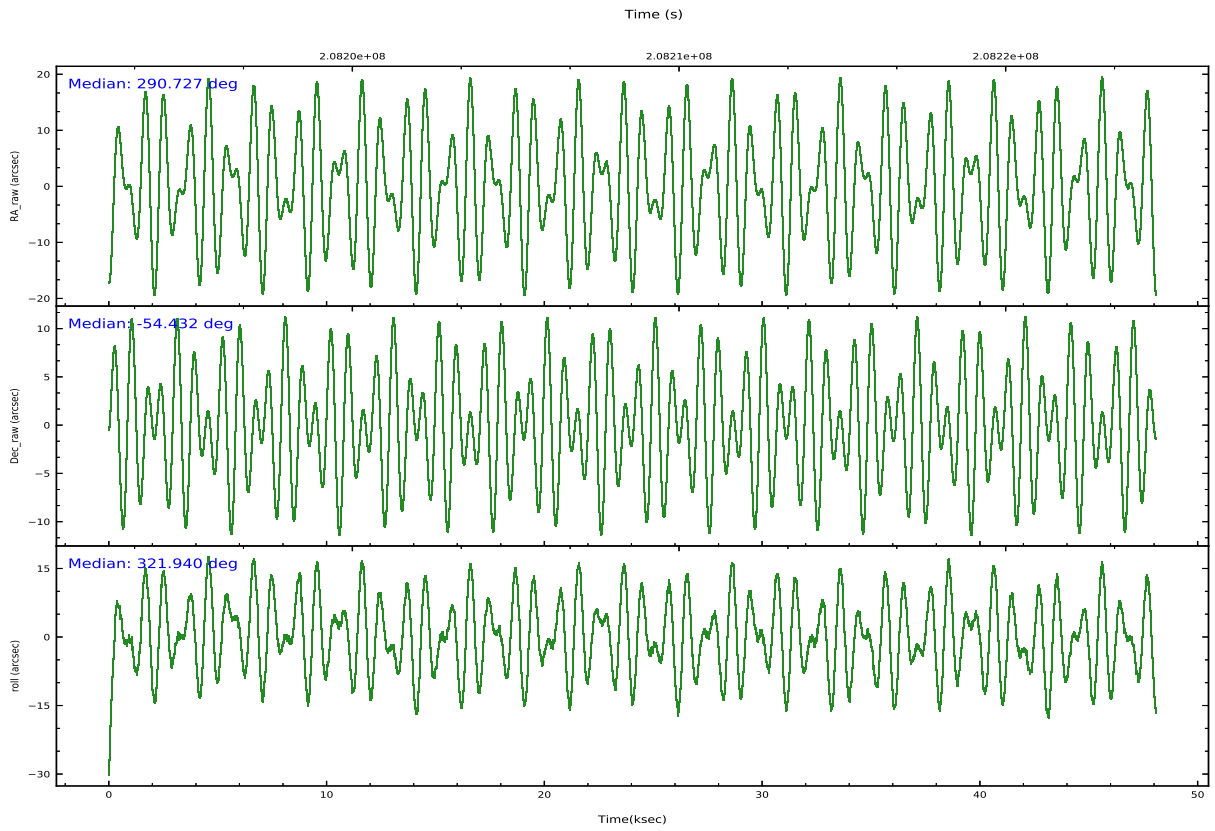
	ccd 0	ccd 1	ccd 2	ccd 3	ccd 6	ccd 7		ccd 0	ccd 1	ccd 2	ccd 3	ccd 6	ccd 7
level 1 events	307709	294302	314796	324435	331478	440138	grade 0 events	17117	15721	17940	23400	16409	17451
rejected events	267713	254087	275792	278801	291491	257208		5%	5%	5%	7%	4%	3%
rejected %	87%	86%	87%	85%	87%	58%	grade 1 events	187	168	205	234	157	379
								0%	0%	0%	0%	0%	0%
							grade 2 events	8359	8727	7720	7808	8207	36269
								2%	2%	2%	2%	2%	8%
							grade 3 events	3905	3942	3655	3897	3771	16202
								1%	1%	1%	1%	1%	3%
							grade 4 events	3570	3940	3543	3842	3672	16267
								1%	1%	1%	1%	1%	3%
							grade 5 events	13739	13553	12645	14262	15572	41444
								4%	4%	4%	4%	4%	9%
							grade 6 events	7053	7892	6149	6692	7932	96761
								2%	2%	1%	2%	2%	21%
							grade 7 events	253779	240359	262939	264300	275758	215365
								82%	81%	83%	81%	83%	48%

2.2 Compared Parameters

Parameter	Planned	Actual	Parameter	Planned	Actual
Instrument	ACIS	ACIS	Obspar version number	8	8
Detector	ACIS-012367	ACIS-012367	Obspar file type	PREDICTED	ACTUAL
Grating	NONE	NONE	Obspar update status	NONE	UPDATED
Data mode	FAINT	FAINT	Number of optional ACIS chips dropped	0	0
Observation mode	POINTING	POINTING	On-chip summing requested	N	N
[deg] Pointing RA	290.680484	290.72130126194	Subarray requested	NONE	NONE
[deg] Pointing Dec	-54.428747	-54.433102940899	Alternating exposures requested	N	N
[deg] Pointing Roll	321.744726	321.94008796517	[s] Primary exposure time	0.000000	3.2
[mm] SIM focus pos	-0.684267	-0.6828225247311905			
[mm] SIM defocus	0	0.001444936568705701			
[mm] SIM translation stage pos	-190.132523	-190.1400660498719			
[mm] SIM translation stage offset	0	0.00754346686406393			
[s] Observation start time (MET)	208184910.184000	208183495.00411			
Observation start date	2004-08-06T13:07:26	2004-08-06T12:44:55			
[s] Observation end time (MET)	208231910.184000	208232842.6063			
Observation end date	2004-08-07T02:10:46	2004-08-07T02:27:22			
Read mode	TIMED	TIMED			

2.3 Aspect





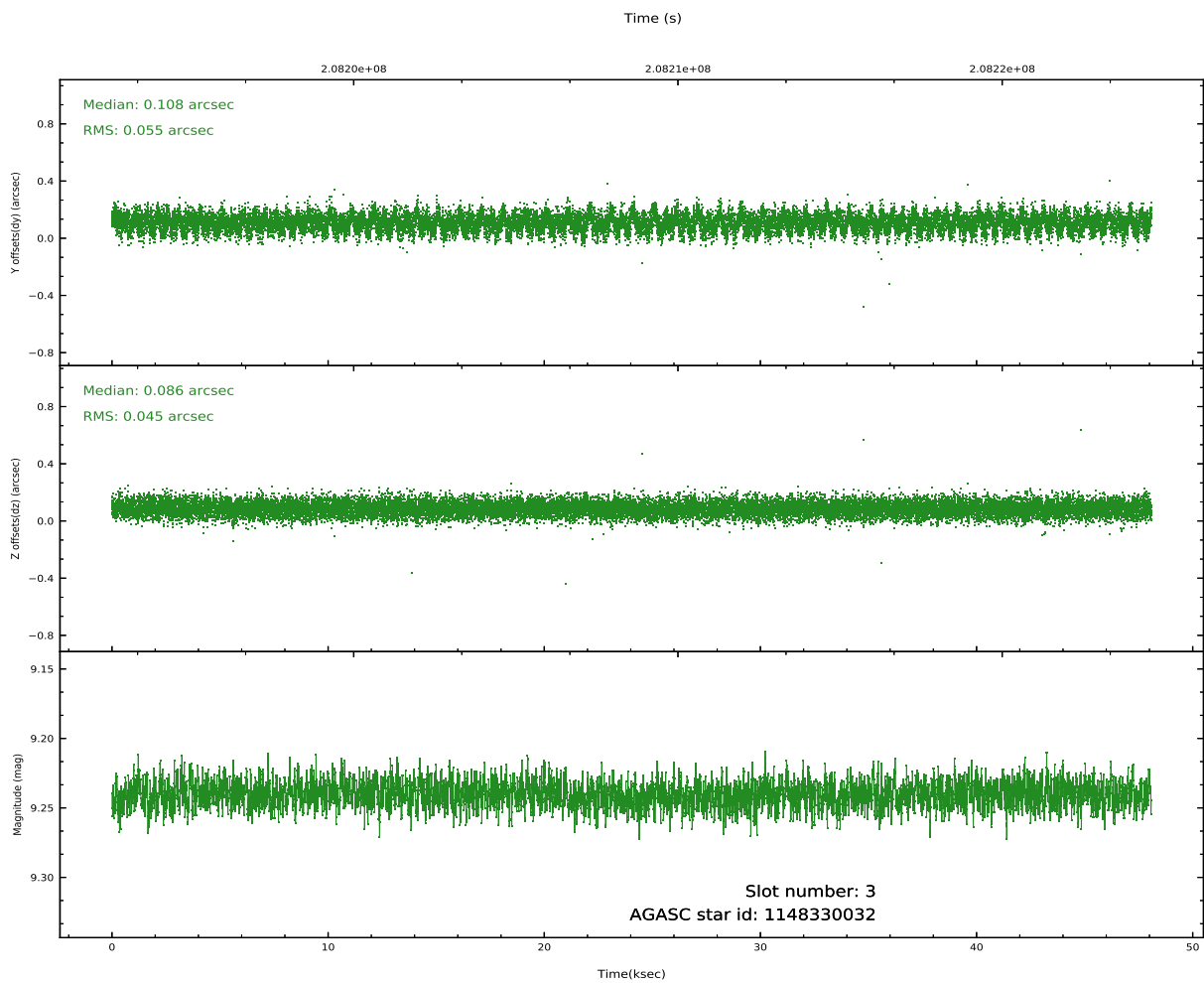
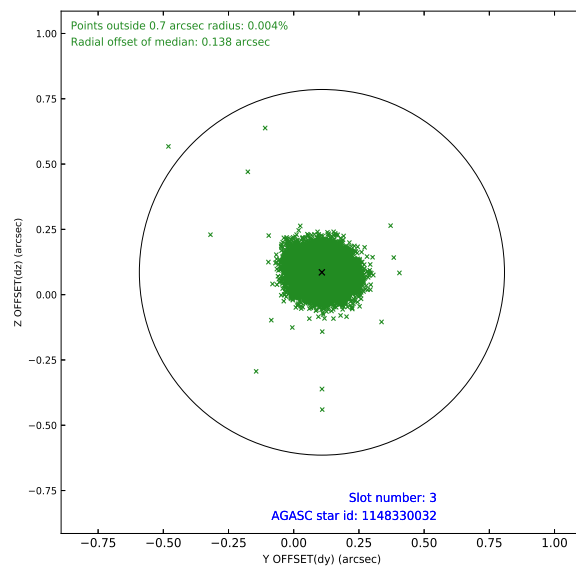
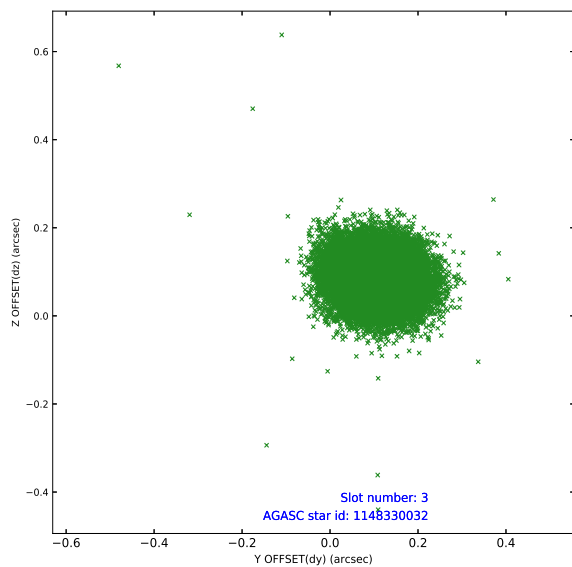
Slot Statistics

slot	status	used	id	mag	n_pts	frac_pts	med_dy	med_dz	dr1	dr2	ra	dec	mean_y	mea
0	FID		ACIS-S-2	7.10	11730	1.000	-0.077	-0.068	0.008	0.013	0.000000	0.000000	-759.73	-1730
1	FID		ACIS-S-4	7.21	11731	1.000	0.142	0.055	0.006	0.011	0.000000	0.000000	2153.72	177
2	FID		ACIS-S-5	7.23	11729	1.000	-0.096	0.022	0.008	0.013	0.000000	0.000000	-1812.66	171
3	GUIDE	used	1148330032	9.24	23453	1.000	0.108	0.086	0.076	0.122	291.734022	-54.353472	1578.33	1568
4	GUIDE	used	1148338680	8.64	23456	1.000	0.058	0.072	0.081	0.130	291.475219	-54.091194	571.46	1985
5	GUIDE	used	1148342120	7.24	23458	1.000	-0.170	-0.050	0.052	0.085	290.423041	-54.185884	-966.25	349
6	GUIDE	used	1148715584	8.16	23460	1.000	-0.102	-0.064	0.068	0.112	289.990878	-54.459039	-1060.99	-984
7	GUIDE	used	1148858008	7.89	23456	1.000	0.101	-0.043	0.076	0.125	291.245754	-55.106491	2428.16	-1198

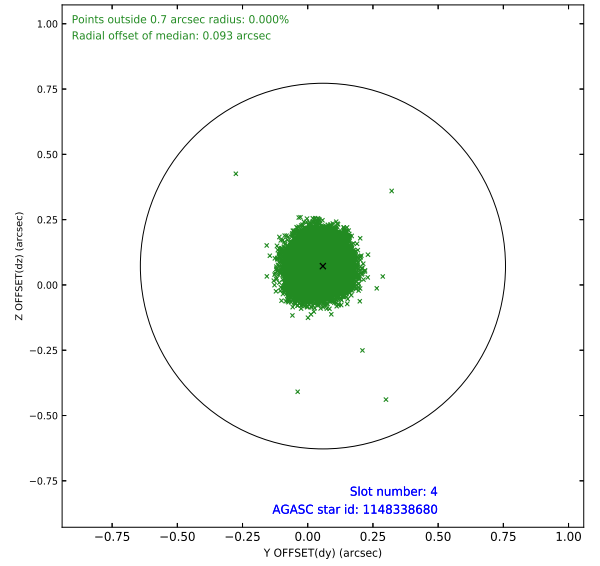
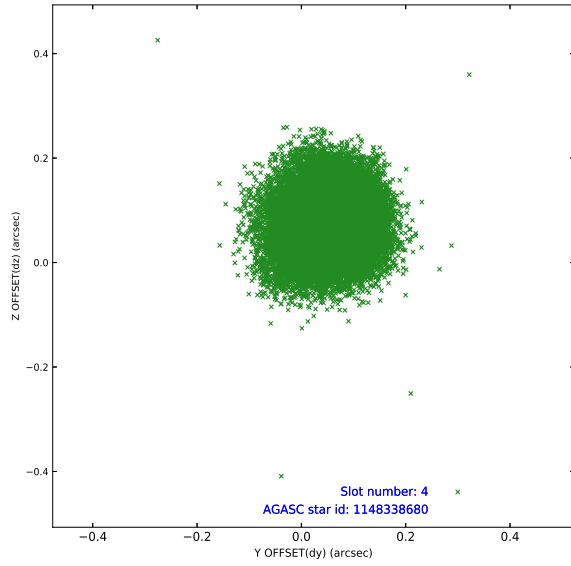
∞

2.4 Star Slots

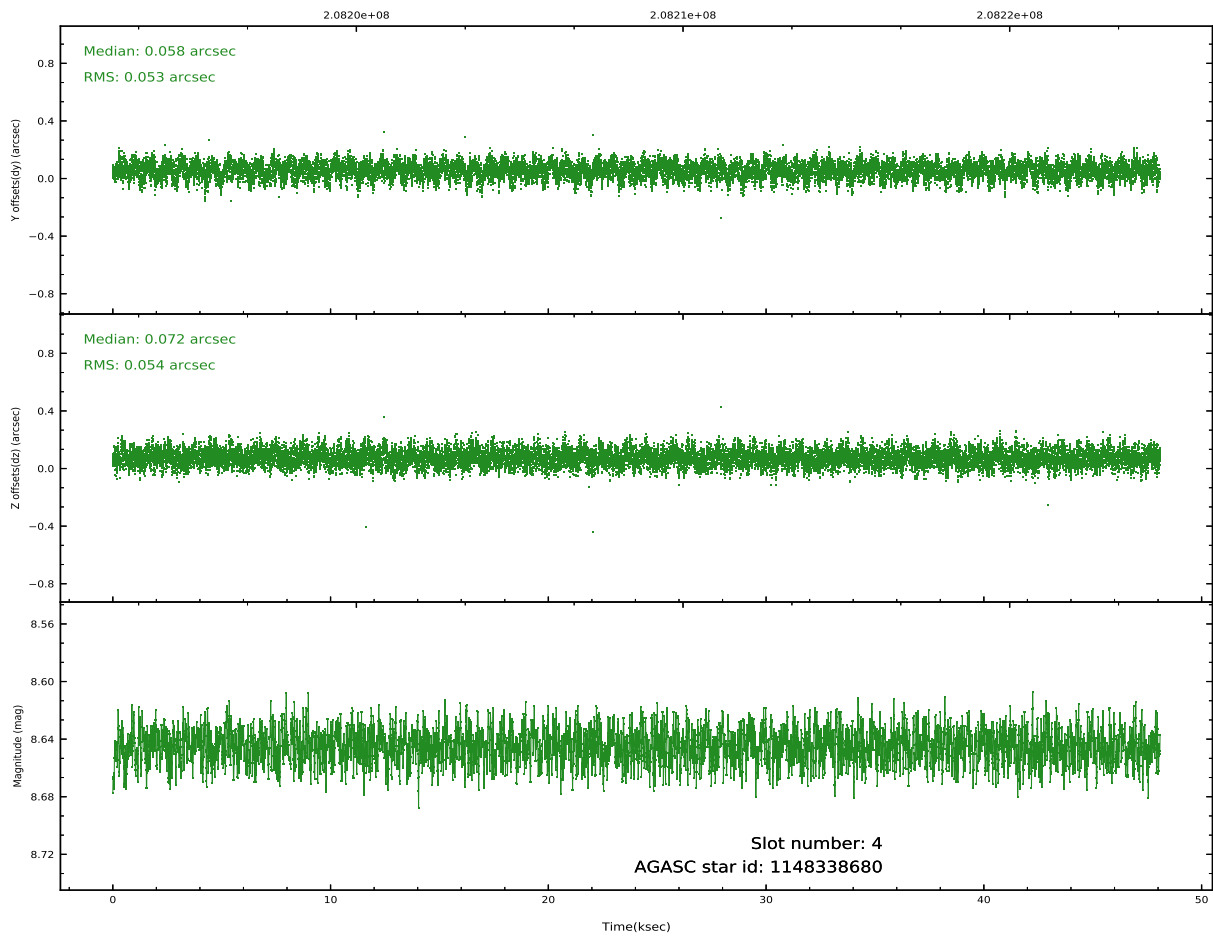
2.4.1 Slot 3



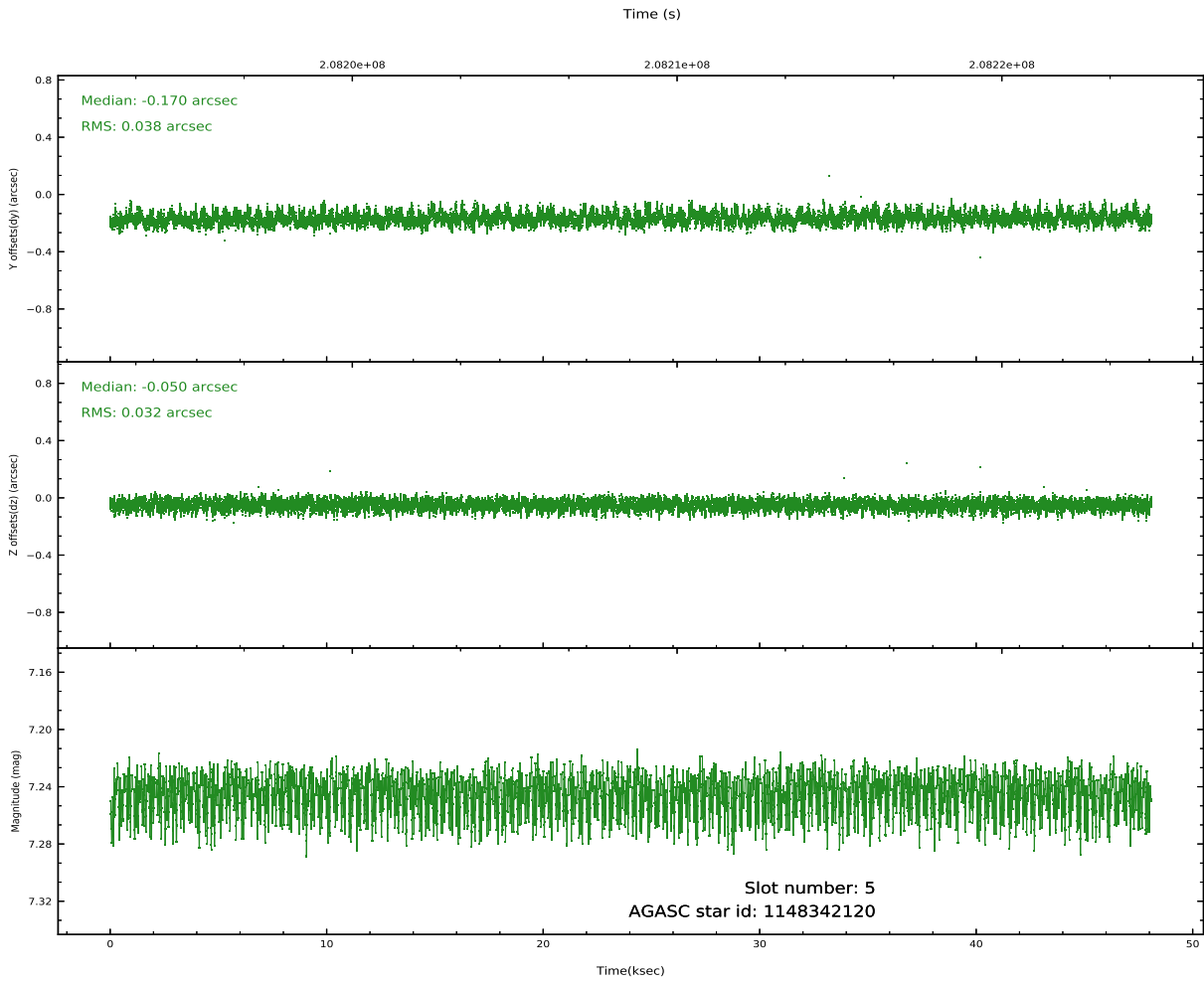
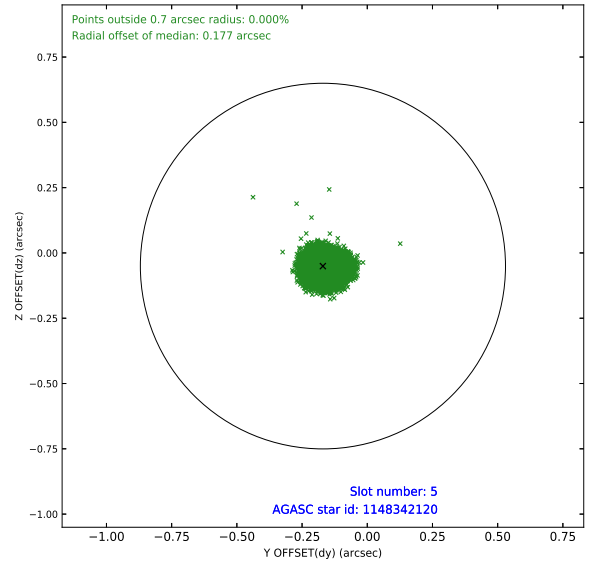
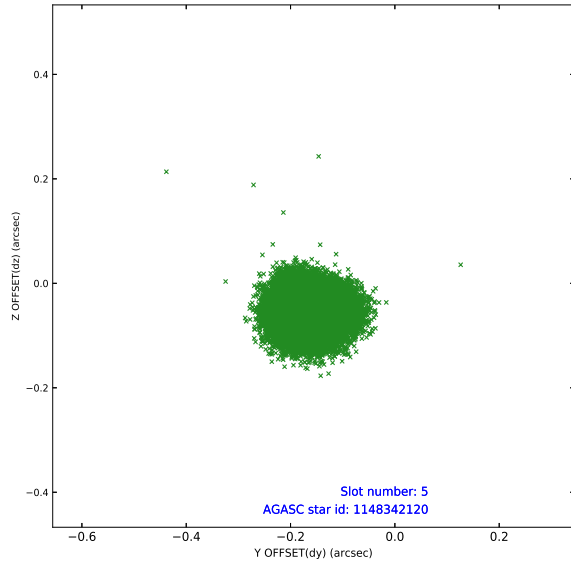
2.4.2 Slot 4



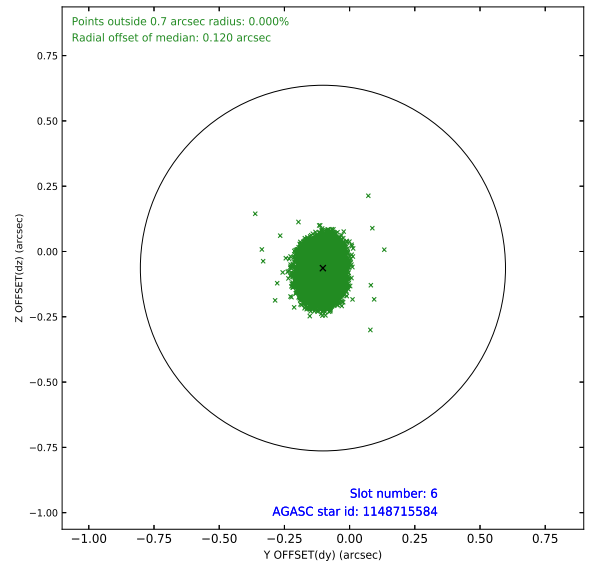
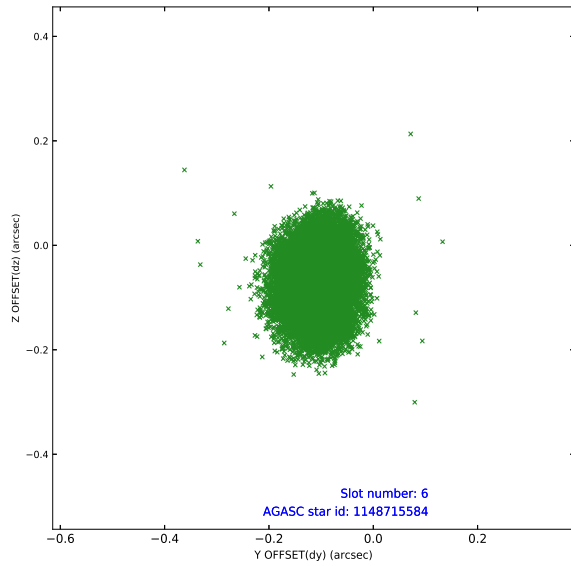
Time (s)



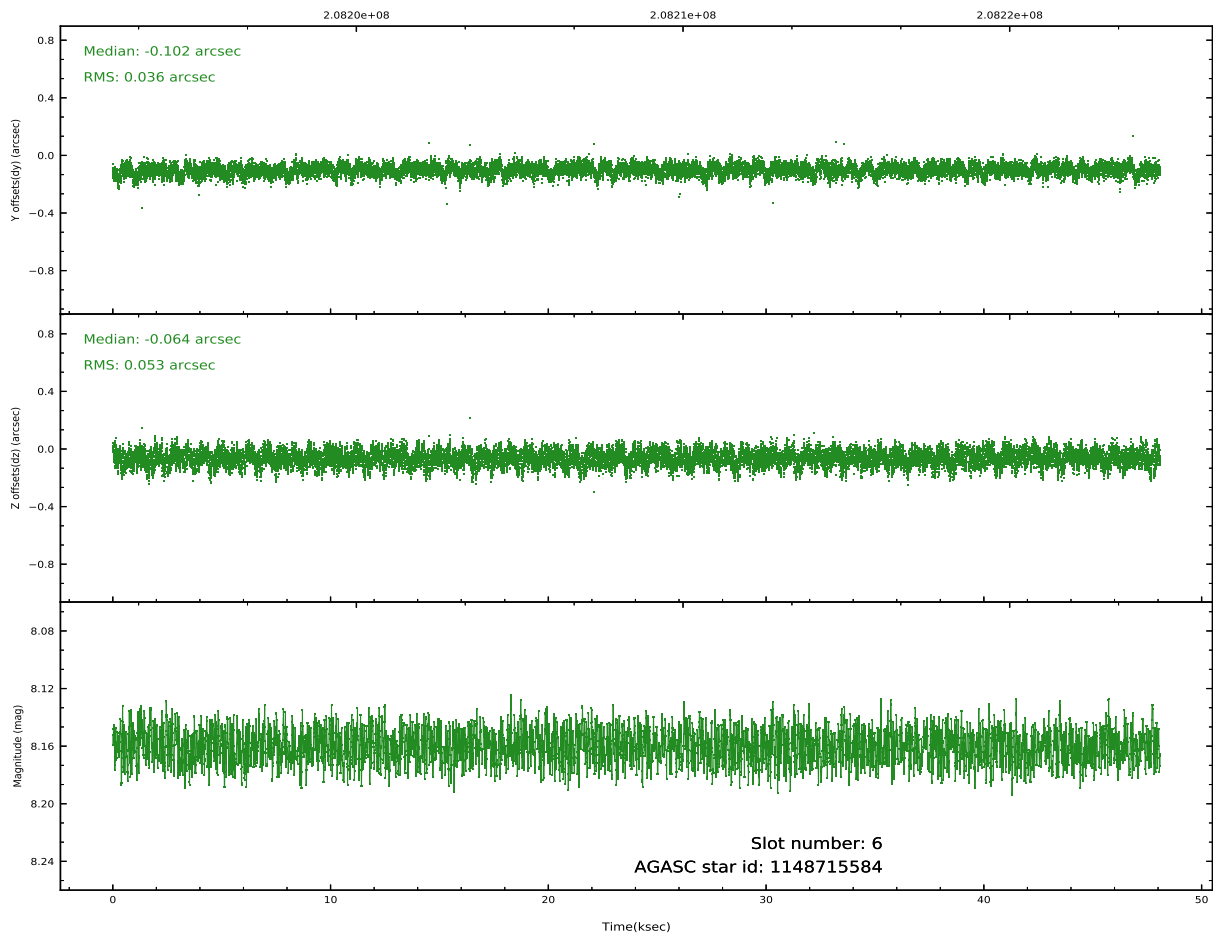
2.4.3 Slot 5



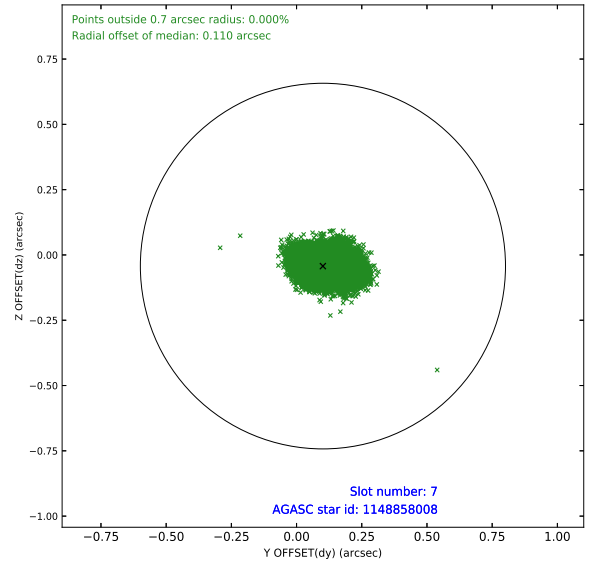
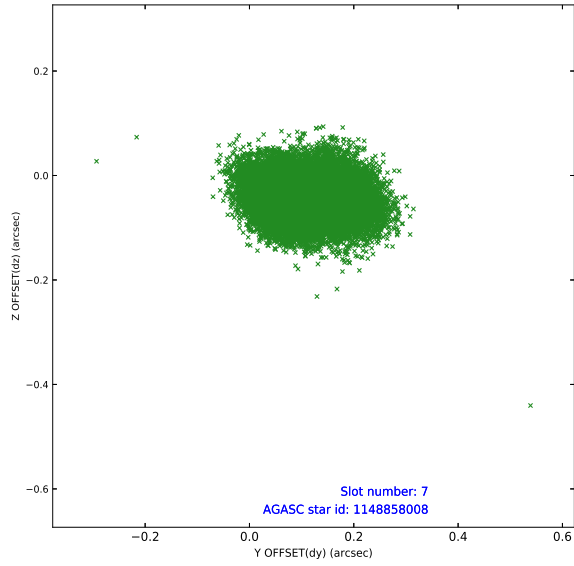
2.4.4 Slot 6



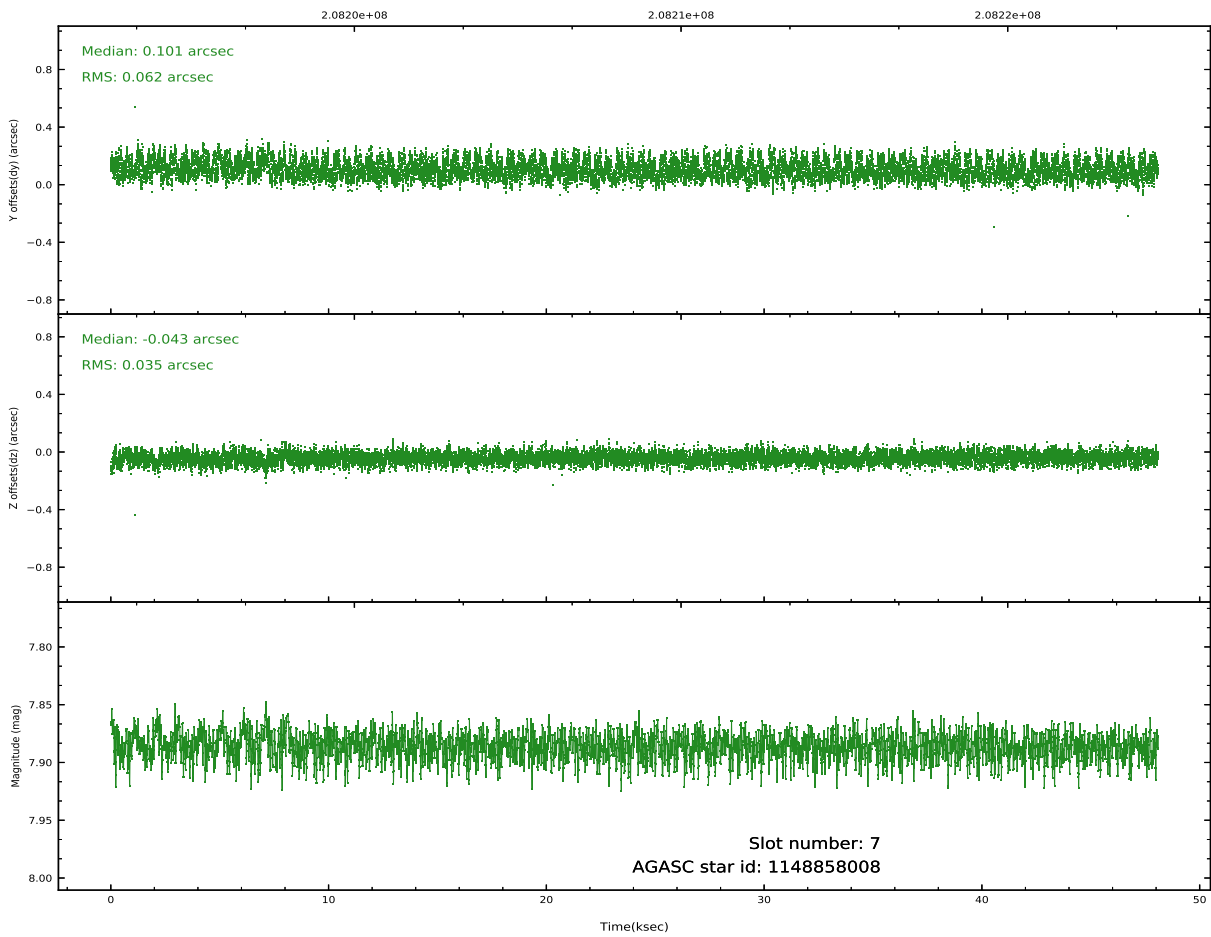
Time (s)



2.4.5 Slot 7

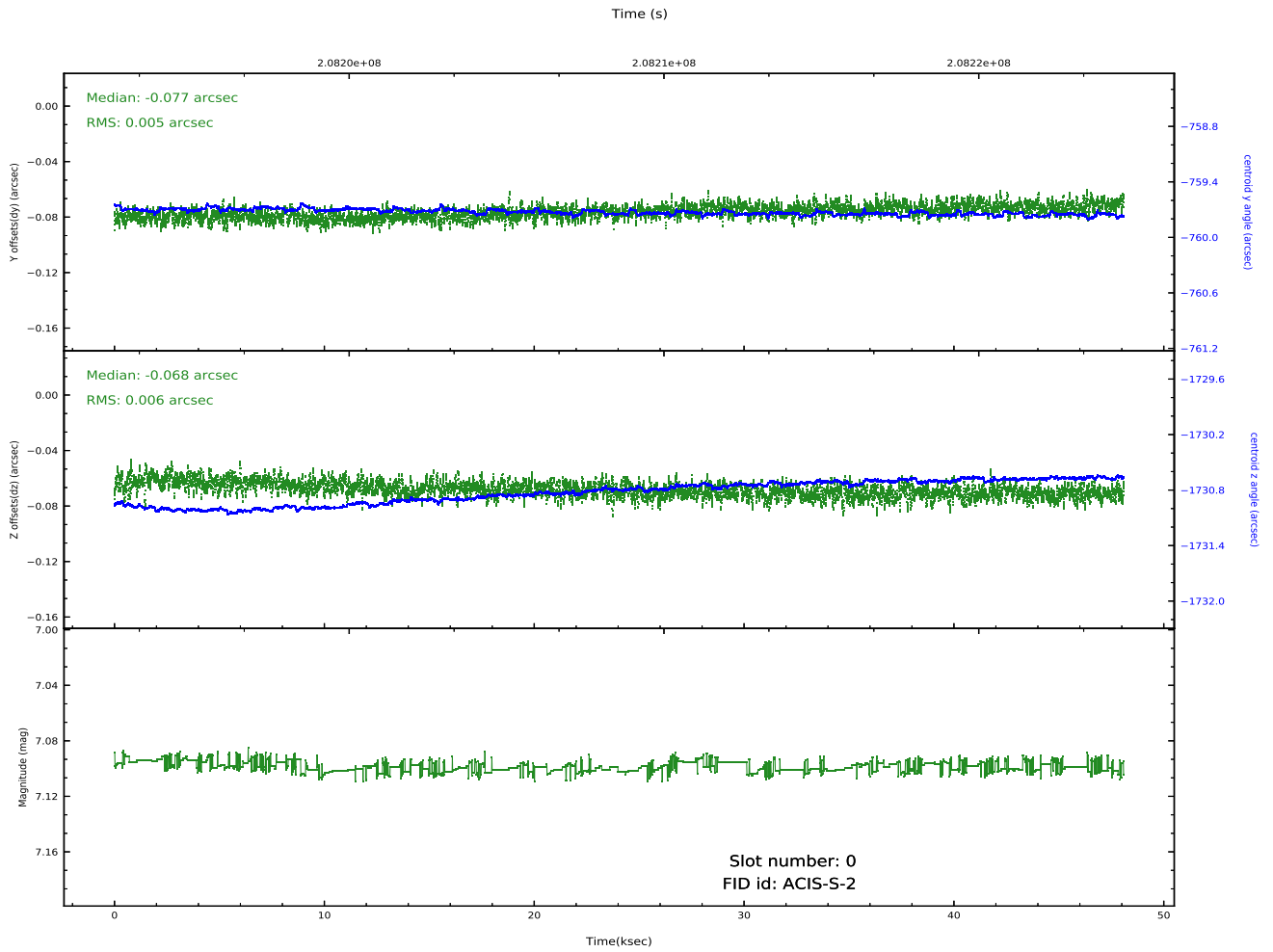
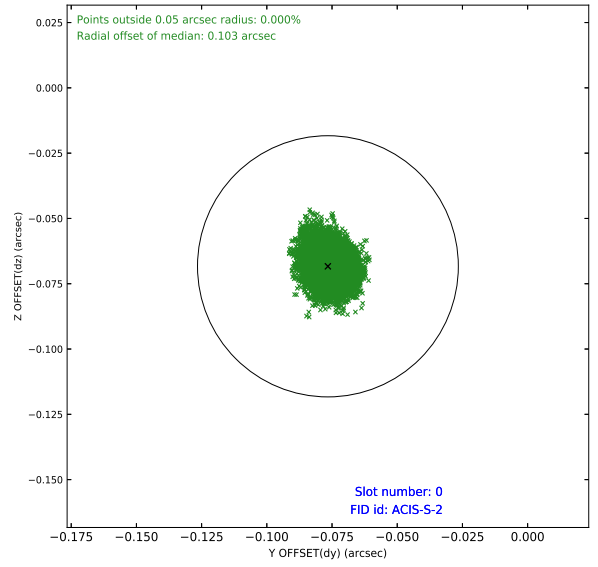
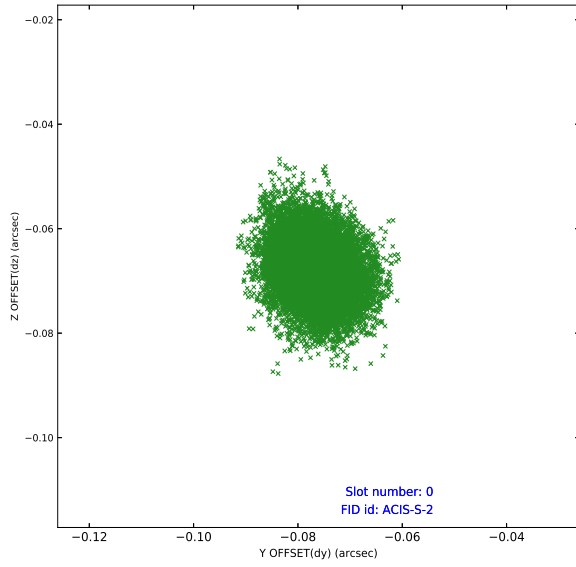


Time (s)

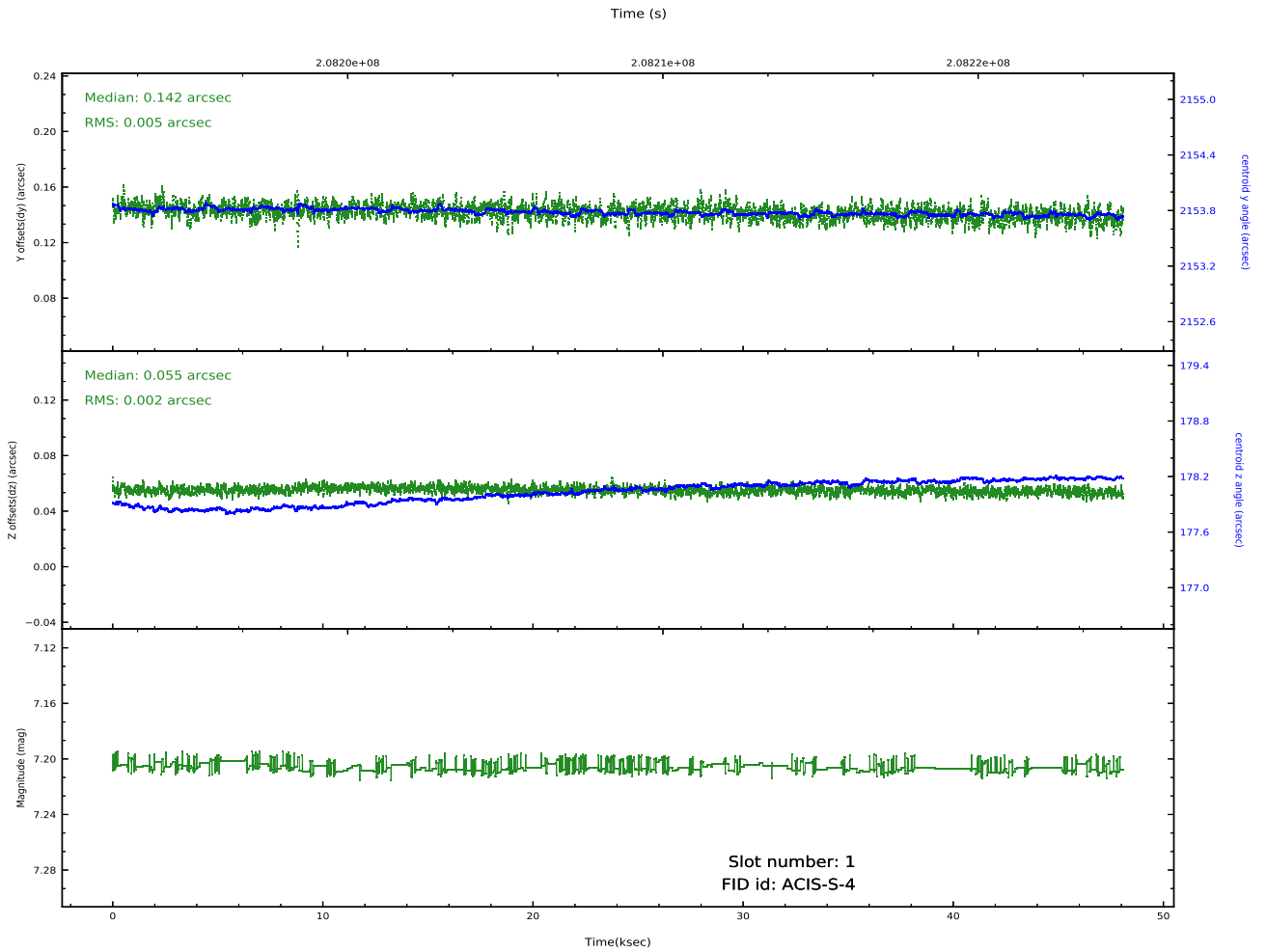
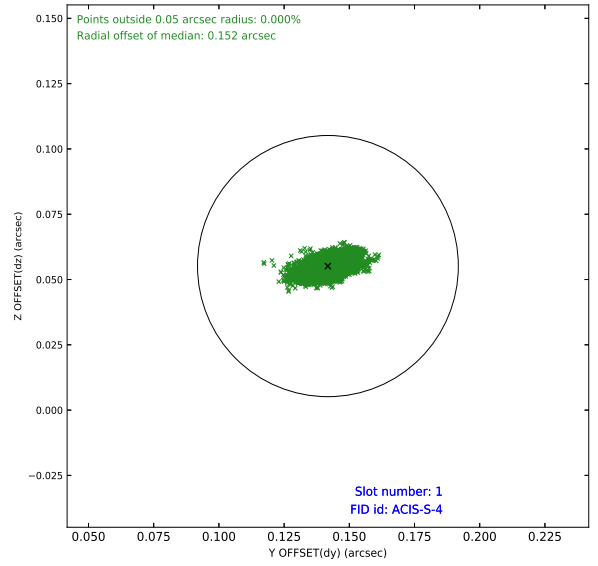
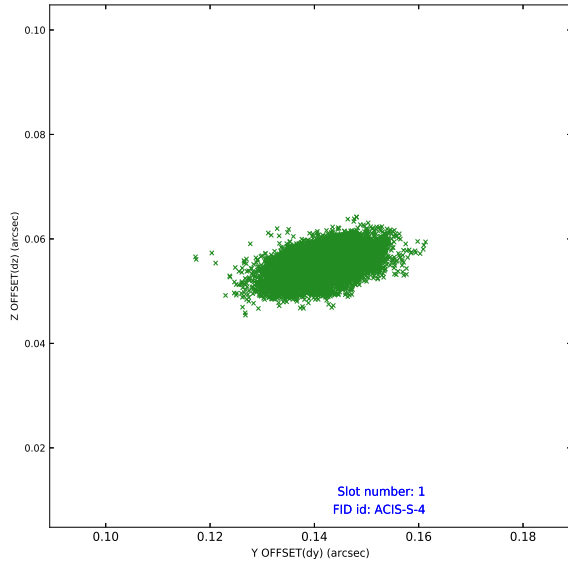


2.5 FID Slots

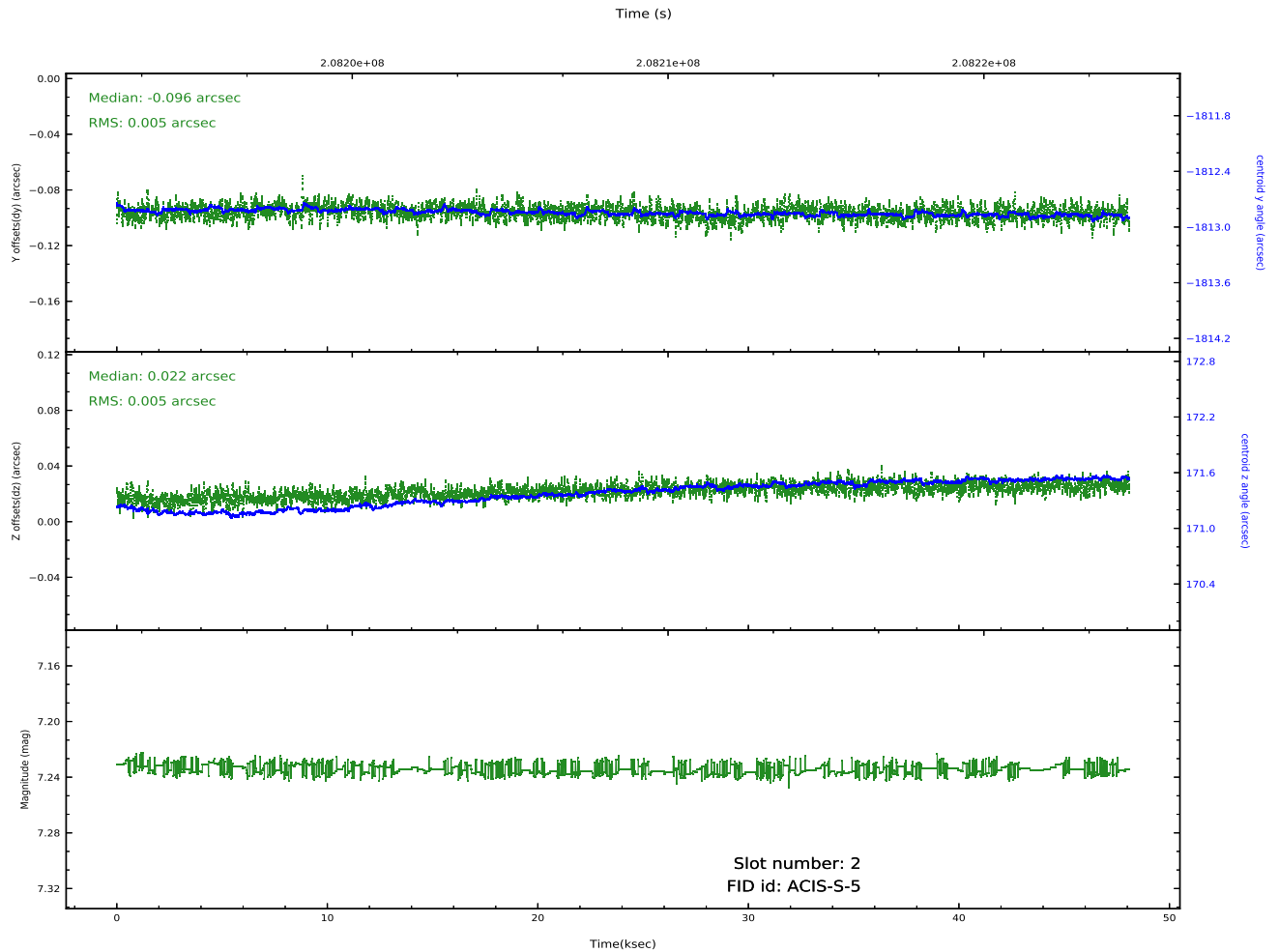
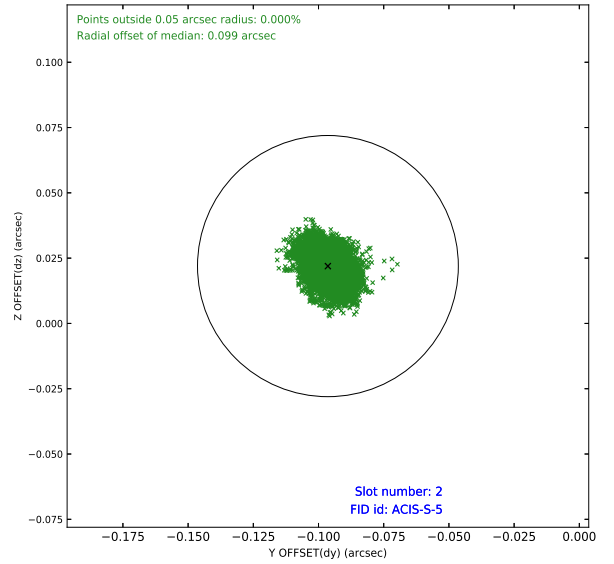
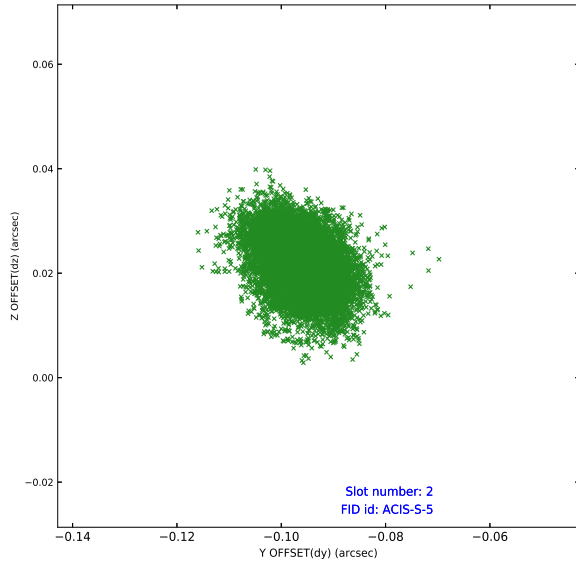
2.5.1 Slot 0



2.5.2 Slot 1



2.5.3 Slot 2



A Summary

A.1 Status

V&V Scientist	Francesca Civano
V&V Date (YYYY-MM-DD)	2020.09.28
V&V Edition	1
V&V Disposition and Status	OK
V&V Charge Time	46.959

A.2 Comments