

V&V Reference Report

L2 ASCDS Version : 8.5

Observation 5692 - L2 Version 3
Chandra X-Ray Center


L2 Processing Date : Dec 12 2012

Contents

1	Front	2
2	OBI	3
2.1	OBI	3
2.1.1	Images	3
2.1.2	Bias	3
2.1.3	Parameters	4
2.1.4	Events	4
2.2	Compared Parameters	5
2.3	Aspect	6
2.4	Star Slots	9
2.4.1	Slot 3	9
2.4.2	Slot 4	10
2.4.3	Slot 5	11
2.4.4	Slot 6	12
2.4.5	Slot 7	13
2.5	FID Slots	14
2.5.1	Slot 0	14
2.5.2	Slot 1	15
2.5.3	Slot 2	16
A	Summary	17
A.1	Status	17
A.2	Comments	17

1 Front


seq_num	701114	Sequence number
obs_id	5692	Observation id
title	The X-ray Jet of the X-ray faint supermassive nuclear black hole in NGC 821	Proposal title
observer	Dr. Giuseppina Fabbiano	Principal investigator
object	NGC821	Source name
dtcycle	0	
cycle	P	events from which exps? Prim/Second/Both
ra_targ	32.0875	Observer's specified target RA [deg]
dec_targ	10.99475	Observer's specified target Dec [deg]
ra_nom	32.089552626474	Nominal RA [deg]
dec_nom	10.985294911297	Nominal Dec [deg]
roll_nom	292.16571184686	Nominal Roll [deg]
revision	3	Processing version of data
ontime	27955.199895859	Sum of GTIs [s]
livetime	27601.214322177	Livetime [s]
ontime2	27951.958905578	Sum of GTIs [s]
ontime3	27955.199895859	Sum of GTIs [s]
ontime5	27955.199895859	Sum of GTIs [s]
ontime6	27955.199895859	Sum of GTIs [s]
ontime7	27955.199895859	Sum of GTIs [s]
ontime8	27951.958985209	Sum of GTIs [s]
l2events	367641	Number of level 2 events




2 OBI

2.1 OBI

2.1.1 Images



2.1.2 Bias



2.1.3 Parameters

obi_num	0	Obi number	sched_exp_time	28000.000000	[s] Scheduled observation exposure time
ascdsver	8.5	Processing system revision	ontime	27955.199895859	Sum of GTIs [s]
caldbver	4.5.4	 	ontime2	27951.958905578	Sum of GTIs [s]
date	2012-12-12T11:49:32	Date and time of file creation	ontime3	27955.199895859	Sum of GTIs [s]
revision	3	Processing version of data	ontime5	27955.199895859	Sum of GTIs [s]
			ontime6	27955.199895859	Sum of GTIs [s]
			ontime7	27955.199895859	Sum of GTIs [s]
			ontime8	27951.958985209	Sum of GTIs [s]
			l1events	1678564	Number of level 1 events

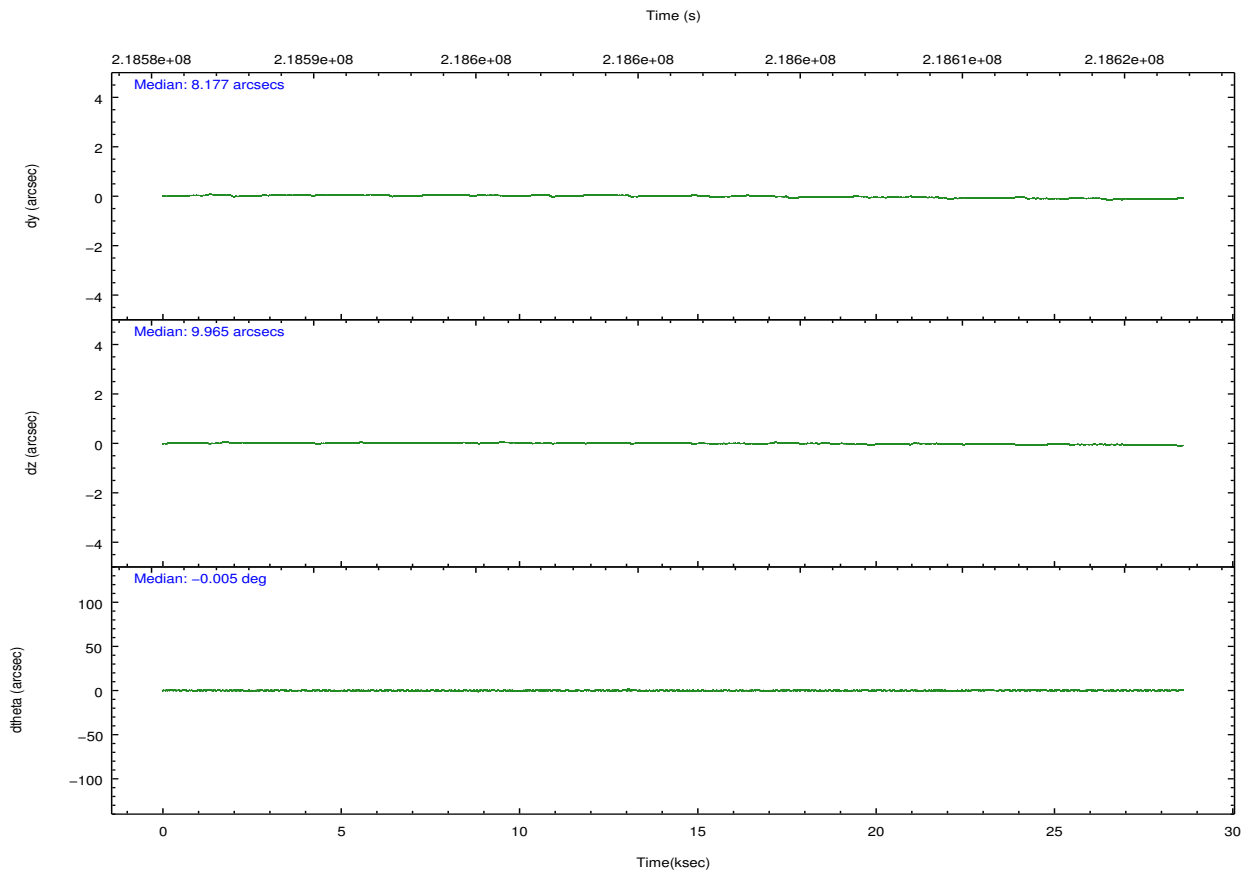
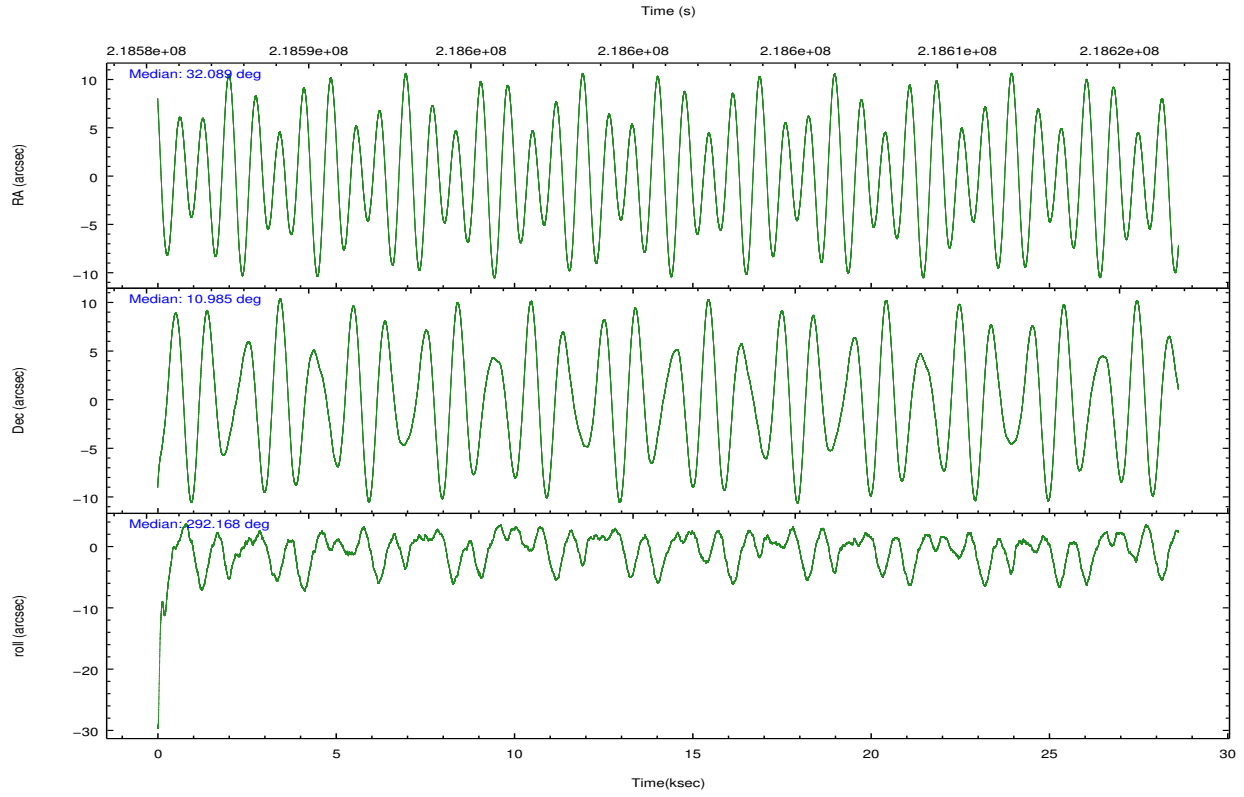
2.1.4 Events

	ccd 2	ccd 3	ccd 5	ccd 6	ccd 7	ccd 8		ccd 2	ccd 3	ccd 5	ccd 6	ccd 7	ccd 8
level 1 events	236122	223554	363637	235221	300788	319242	grade 0 events	12542	12035	30187	11994	10819	29904
rejected events	207485	195293	189629	205464	175842	227948		5%	5%	8%	5%	3%	9%
rejected %	87%	87%	52%	87%	58%	71%	grade 1 events	163	133	977	96	321	289
								0%	0%	0%	0%	0%	0%
							grade 2 events	6209	5856	48306	6887	24702	16946
								2%	2%	13%	2%	8%	5%
							grade 3 events	2512	2642	6412	2571	10963	12488
								1%	1%	1%	1%	3%	3%
							grade 4 events	2566	2592	6293	2494	10871	11288
								1%	1%	1%	1%	3%	3%
							grade 5 events	8679	9590	25276	10071	28124	13551
								3%	4%	6%	4%	9%	4%
							grade 6 events	4808	5139	82833	5817	67606	20671
								2%	2%	22%	2%	22%	6%
							grade 7 events	198643	185567	163353	195291	147382	214105
								84%	83%	44%	83%	48%	67%

2.2 Compared Parameters

Parameter	Planned	Actual	Parameter	Planned	Actual
Instrument	ACIS	ACIS	Obspar format version number	7	7
Detector	ACIS-235678	ACIS-235678	Obspar file type	PREDICTED	ACTUAL
Grating	NONE	NONE	Obspar update status	NONE	UPDATED
Data mode	VFAINT	VFAINT	Number of optional ACIS chips dropped	0	0
Observation mode	POINTING	POINTING	On-chip summing requested	N	N
[deg] Pointing RA	32.067422	32.08955262647399	Subarray requested	NONE	NONE
[deg] Pointing Dec	11.001702	10.98529491129655	Alternating exposures requested	N	N
[deg] Pointing Roll	292.013307	292.1657118468622	[s] Primary exposure time	0.000000	3.2
[mm] SIM focus pos	-0.684267	-0.6828225247311905			
[mm] SIM defocus	0	0.001444936568705701			
[mm] SIM translation stage pos	-190.132523	-190.1425803651734			
[mm] SIM translation stage offset	0	0.01005778216563158			
[s] Observation start time (MET)	218587385.184000	218586204.06922			
Observation start date	2004-12-04T22:42:01	2004-12-04T22:23:24			
[s] Observation end time (MET)	218615385.184000	218616070.00806			
Observation end date	2004-12-05T06:28:41	2004-12-05T06:41:10			
Read mode	TIMED	TIMED			

2.3 Aspect

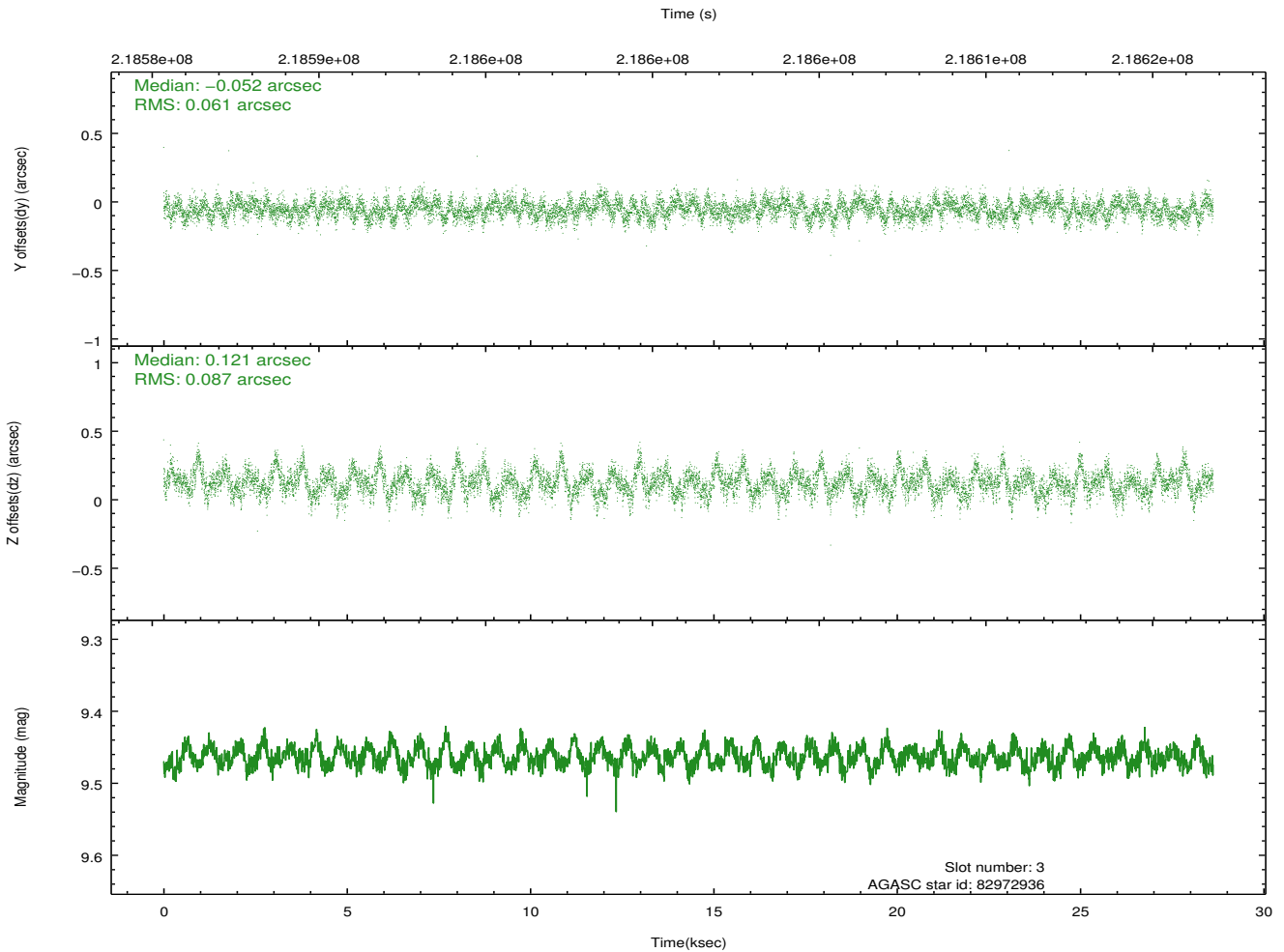
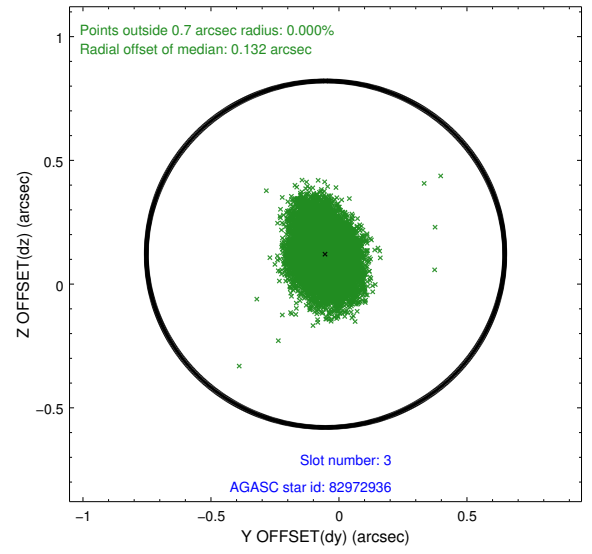
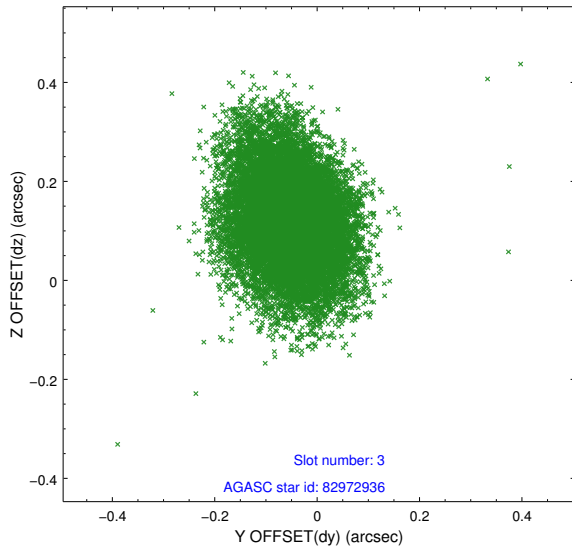


Slot Statistics

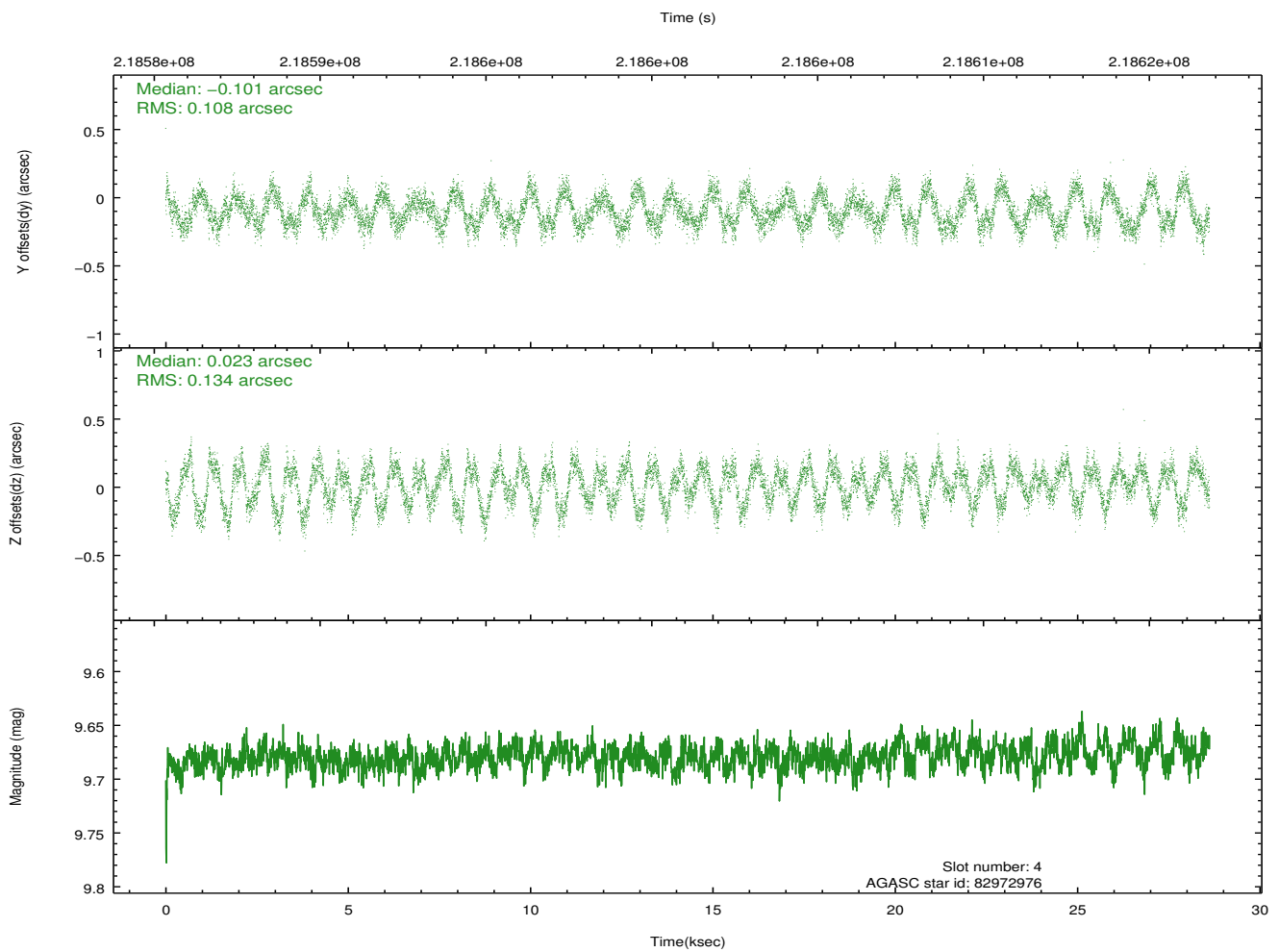
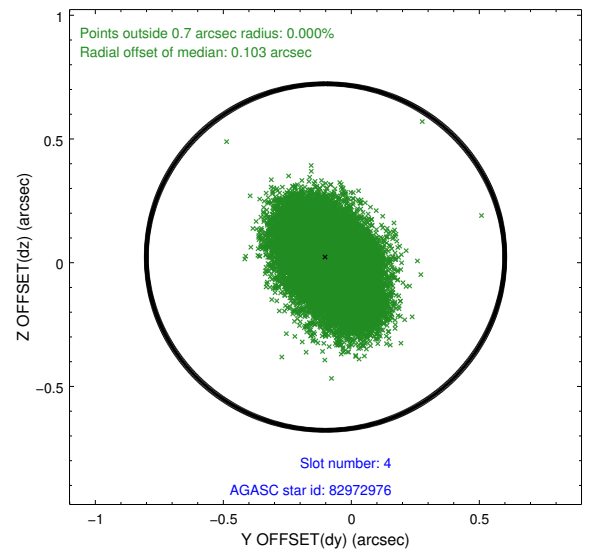
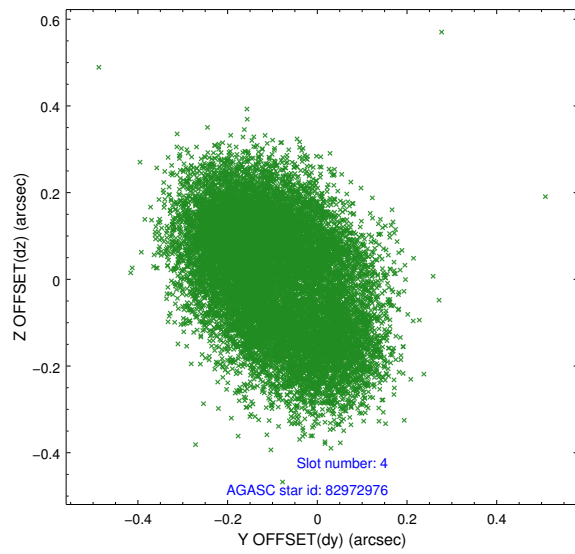
slot	status	id	mag	n_pts	med_dy	med_dz	dr1	dr2	ra	dec	mean_y	mean_z
0	FID	ACIS-S-2	7.11	6982	-0.041	-0.027	0.007	0.011	0.000000	0.000000	-760.94	-1731.20
1	FID	ACIS-S-4	7.21	6982	0.115	0.027	0.006	0.011	0.000000	0.000000	2152.40	177.32
2	FID	ACIS-S-5	7.24	6982	-0.106	0.009	0.007	0.012	0.000000	0.000000	-1813.79	170.98
3	GUIDE	82972936	9.46	13951	-0.052	0.121	0.112	0.188	31.880349	11.323150	-1320.34	-178.01
4	GUIDE	82972976	9.68	13953	-0.101	0.023	0.185	0.288	31.722409	11.276757	-1374.93	-757.58
5	GUIDE	82974960	9.81	13956	-0.074	-0.128	0.157	0.254	31.911636	11.621581	-2274.74	327.34
6	GUIDE	82976744	9.50	13888	0.083	-0.046	0.120	0.189	32.095784	10.602457	1370.24	-445.60
7	GUIDE	82976896	10.75	13940	0.140	0.062	0.193	0.317	32.651084	10.578772	2184.51	1345.16

2.4 Star Slots

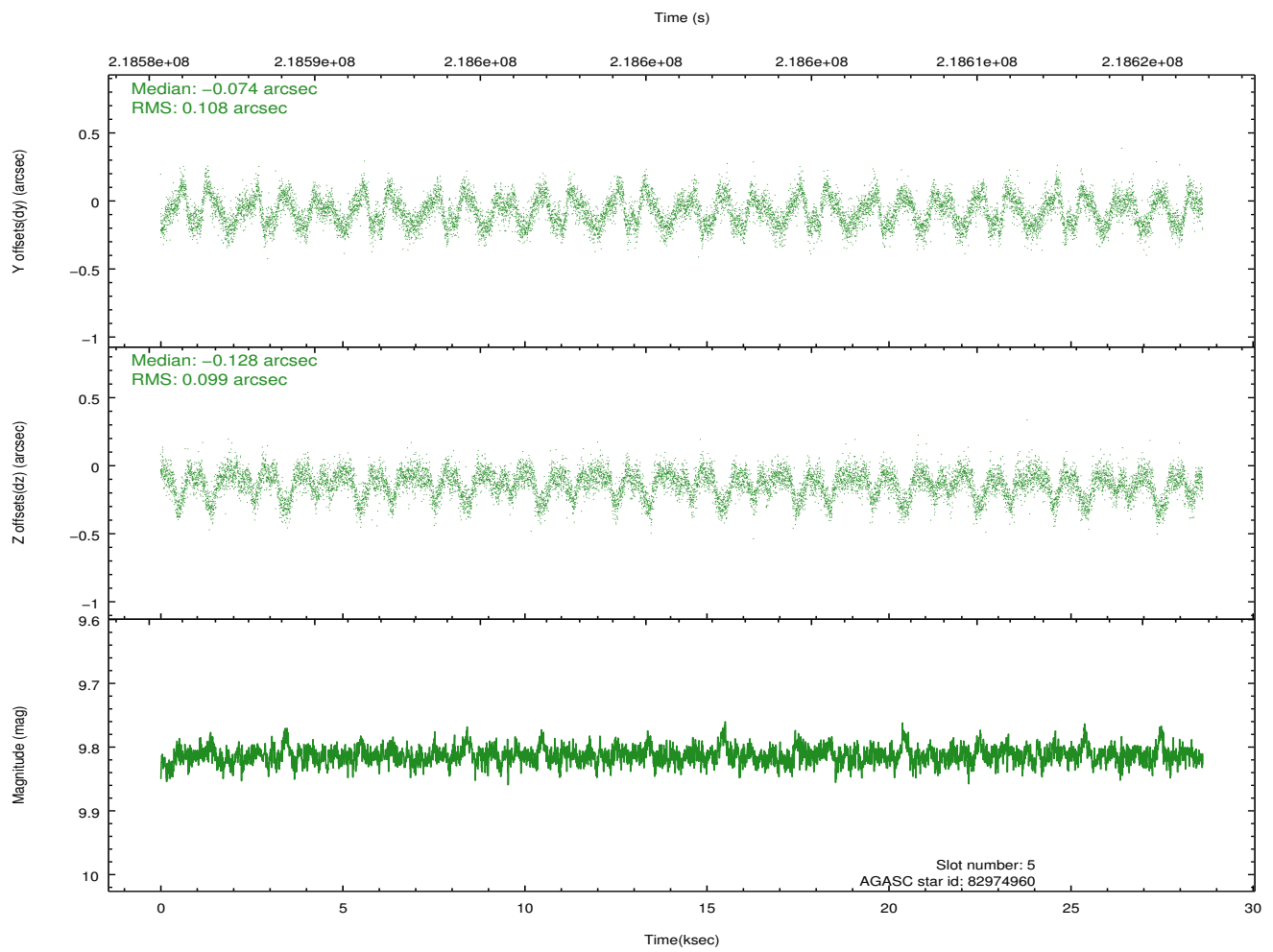
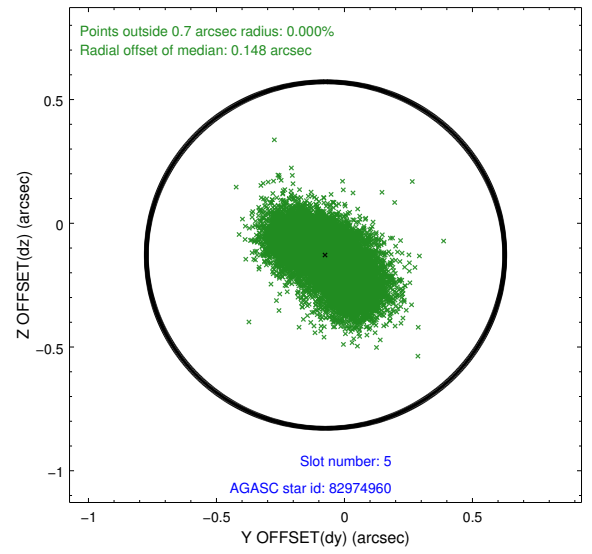
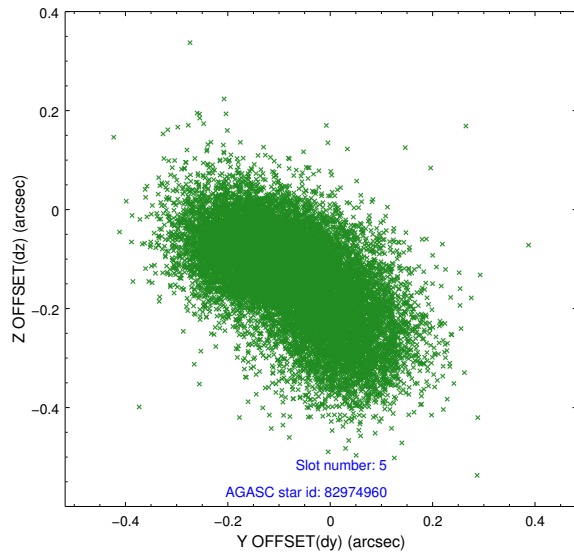
2.4.1 Slot 3



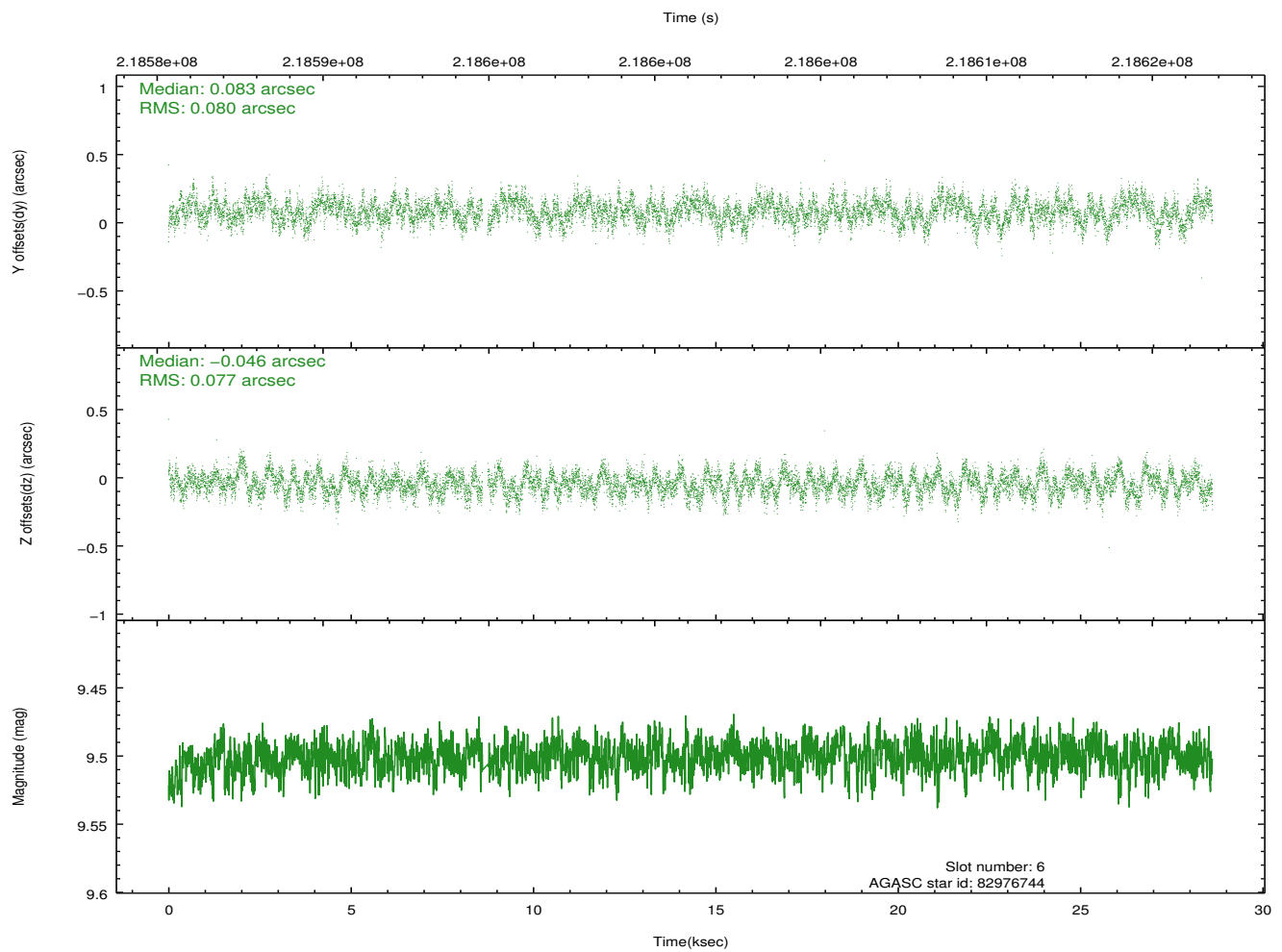
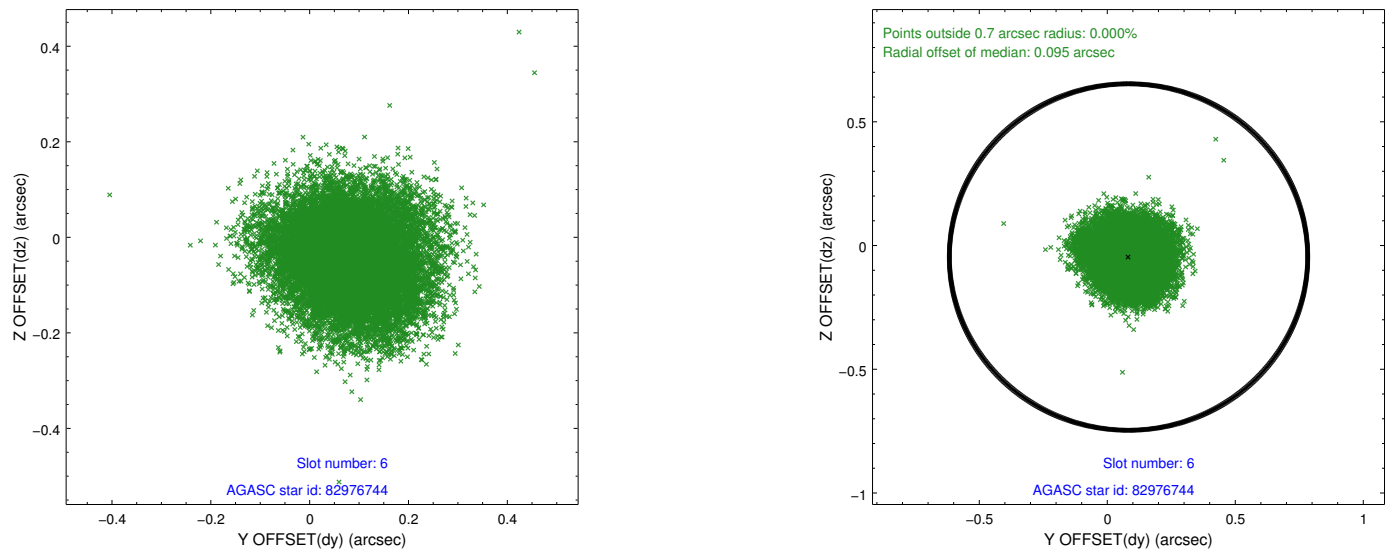
2.4.2 Slot 4



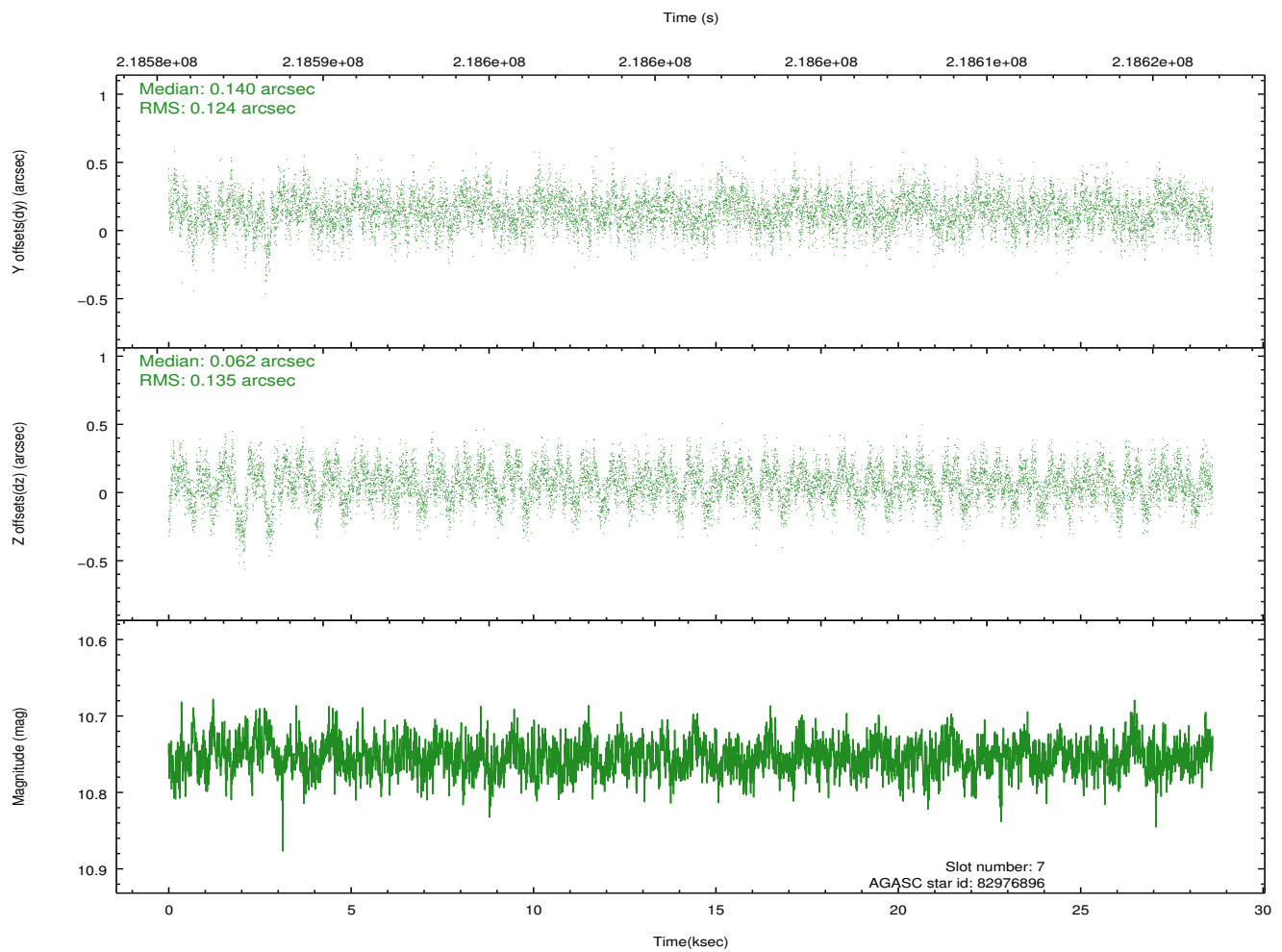
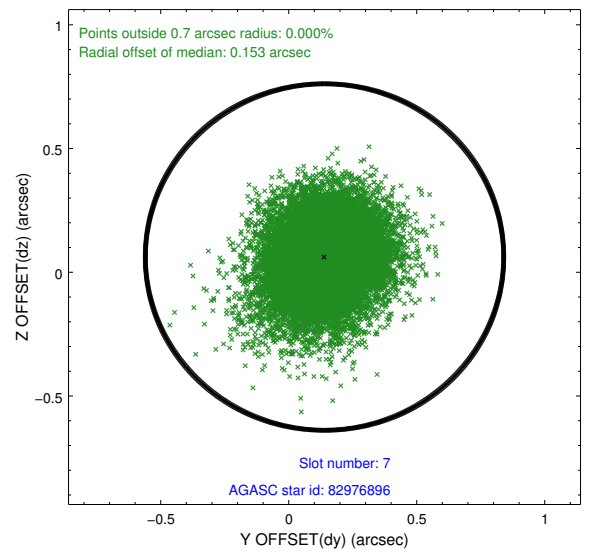
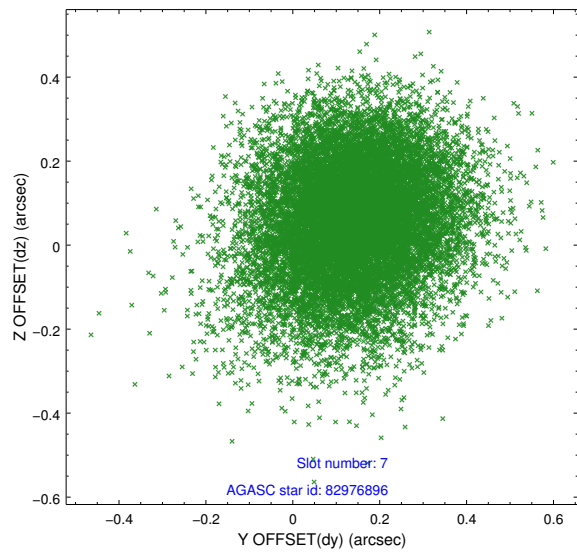
2.4.3 Slot 5



2.4.4 Slot 6

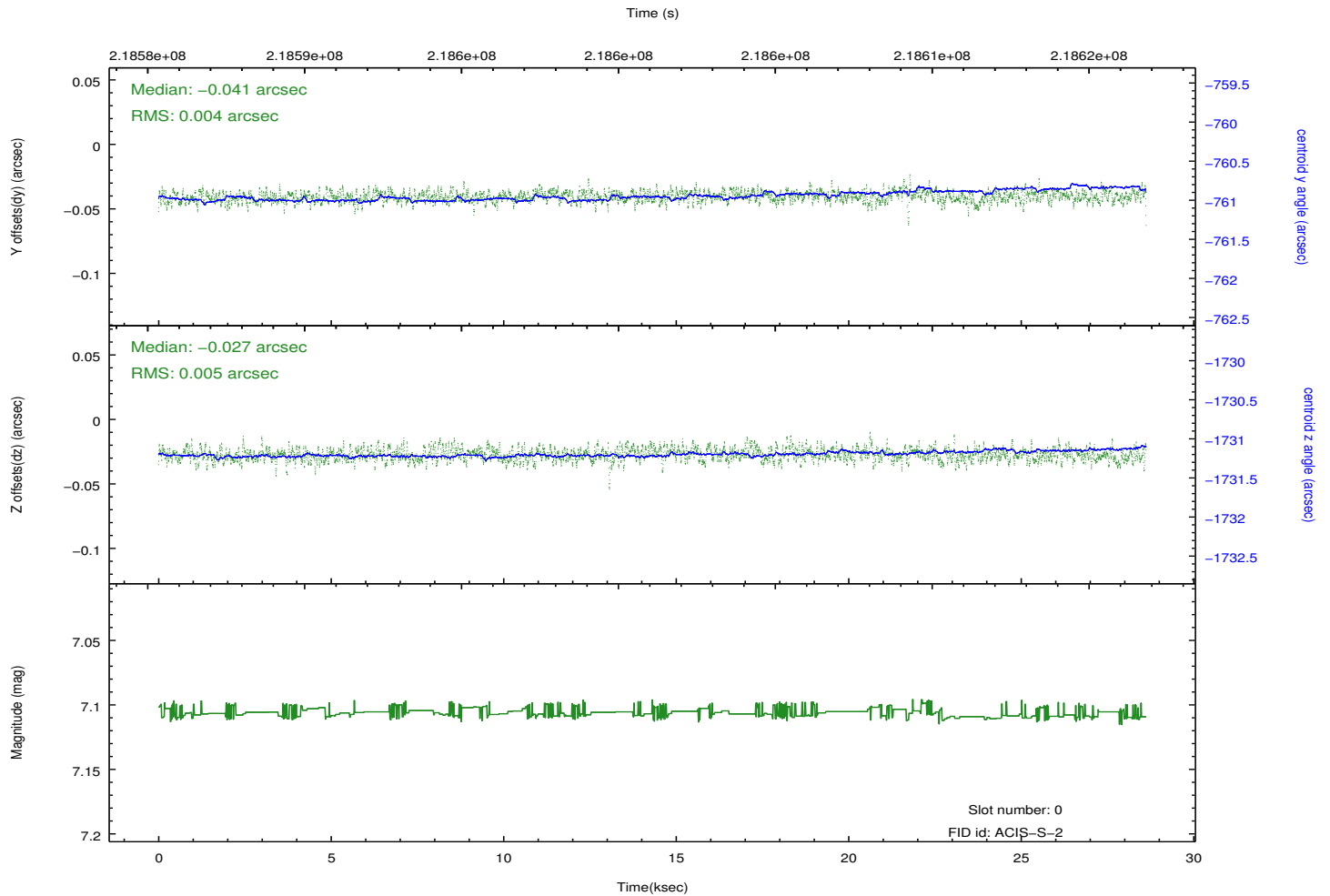
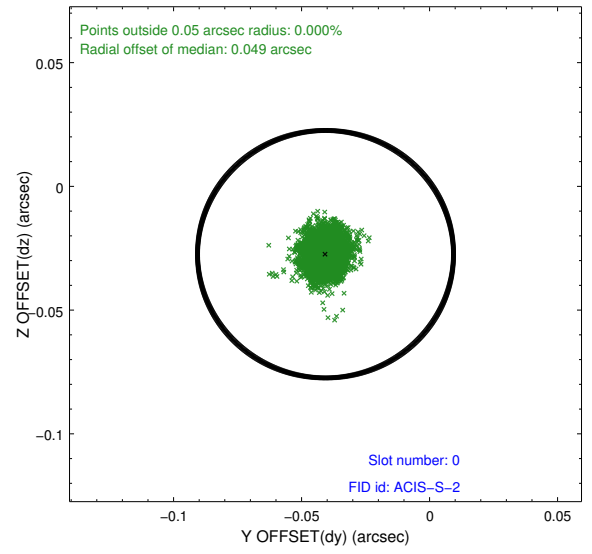
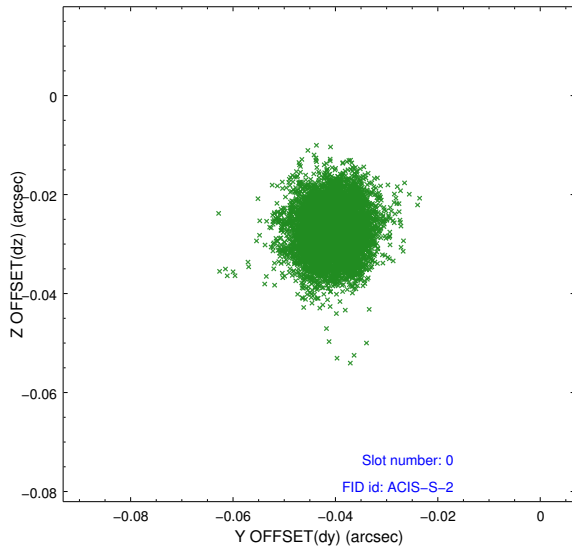


2.4.5 Slot 7

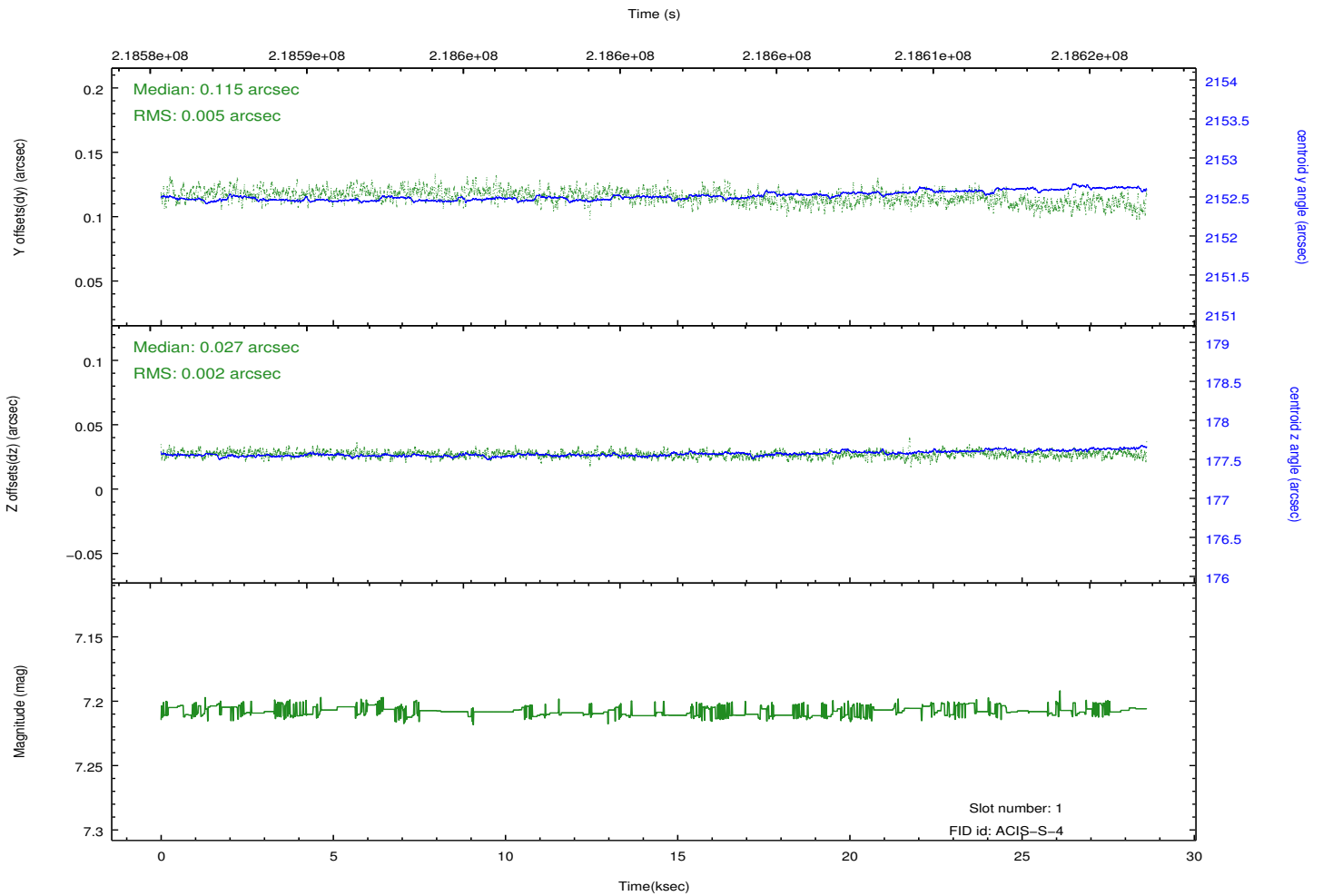
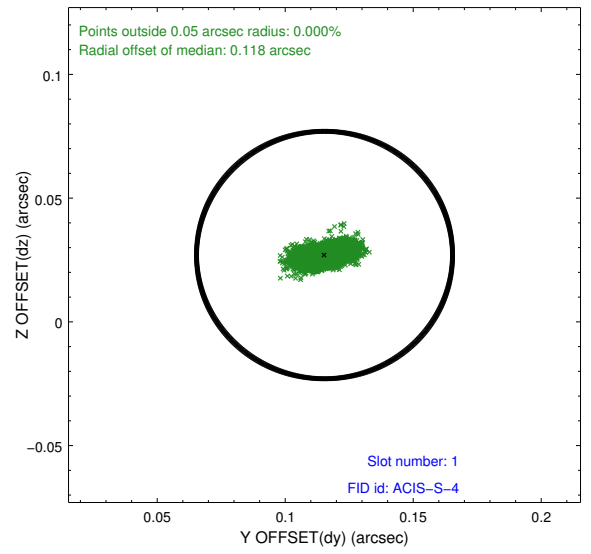
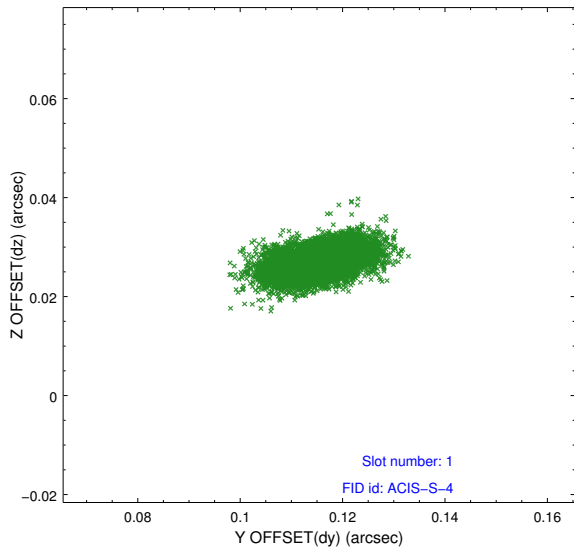


2.5 FID Slots

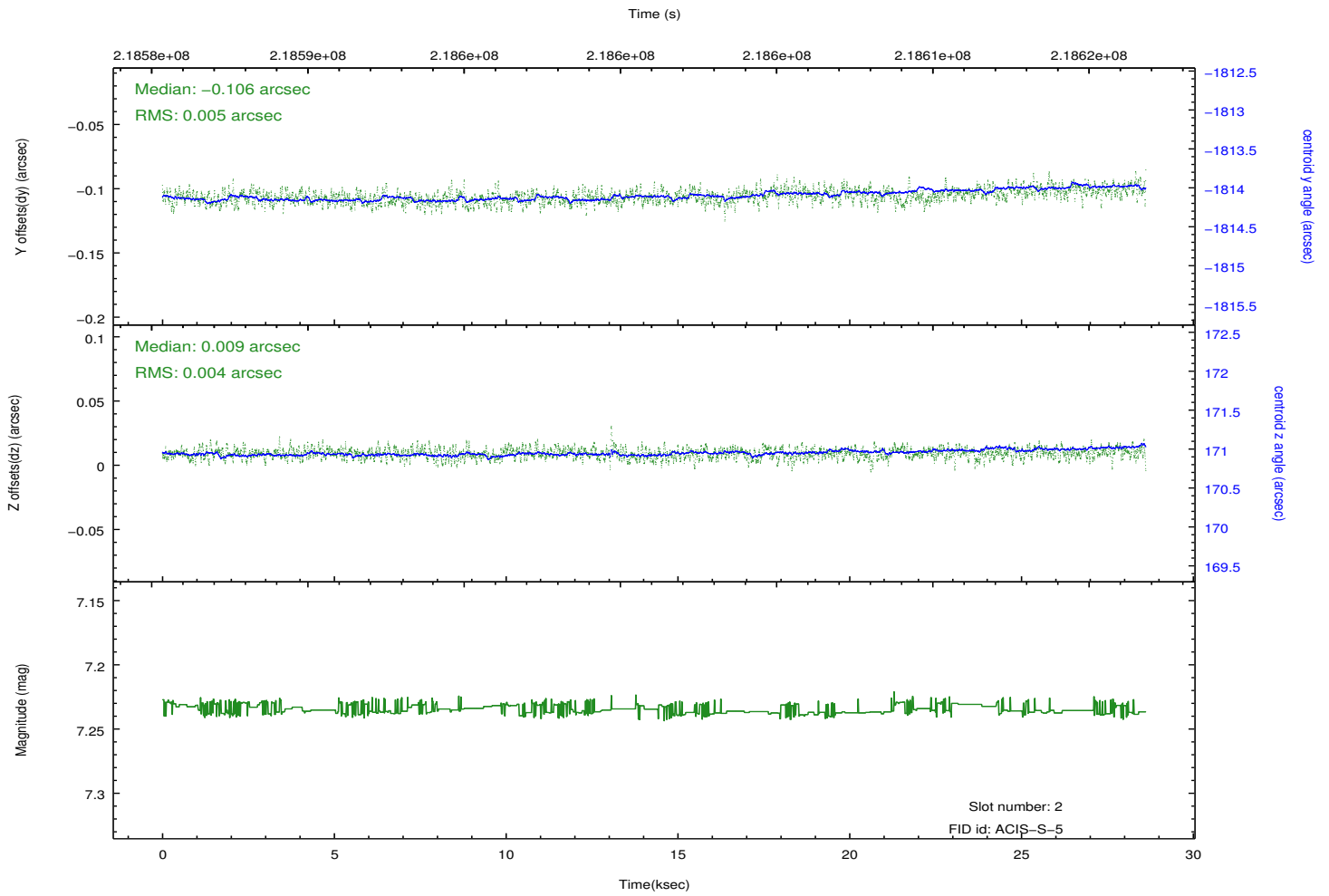
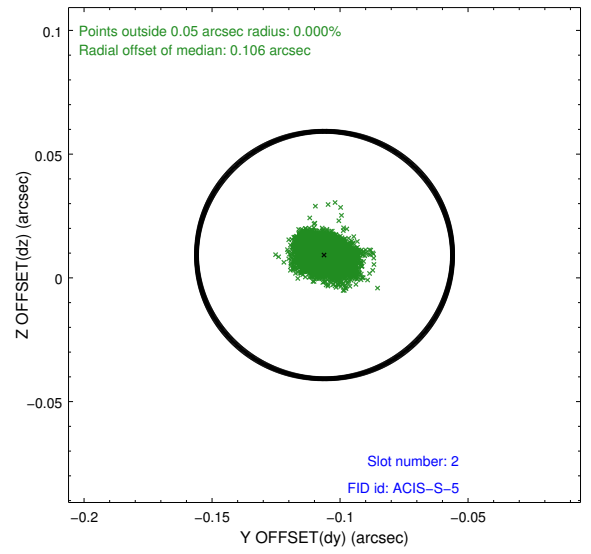
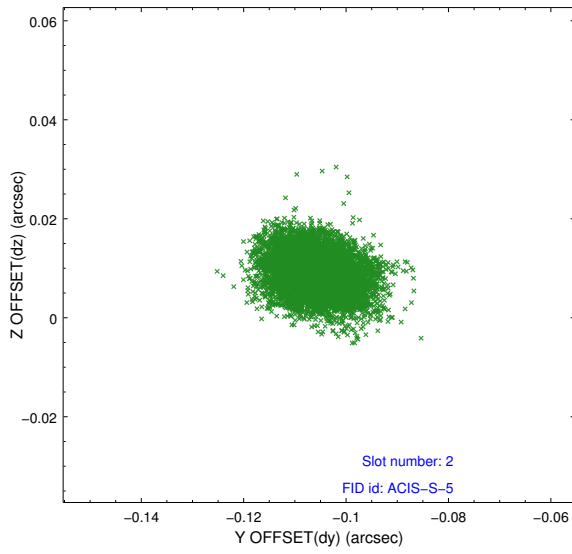
2.5.1 Slot 0



2.5.2 Slot 1



2.5.3 Slot 2



A Summary

A.1 Status

V&V Scientist	Jen Lauer
V&V Date (YYYY-MM-DD)	2013.01.04
V&V Edition	1
V&V Disposition and Status	OK
V&V Charge Time	27.95519

A.2 Comments

Joint Proposal: NRAO