

V&V Reference Report

L2 ASCDS Version : 8.1.2

Observation 1063 - L2 Version 3
Chandra X-Ray Center

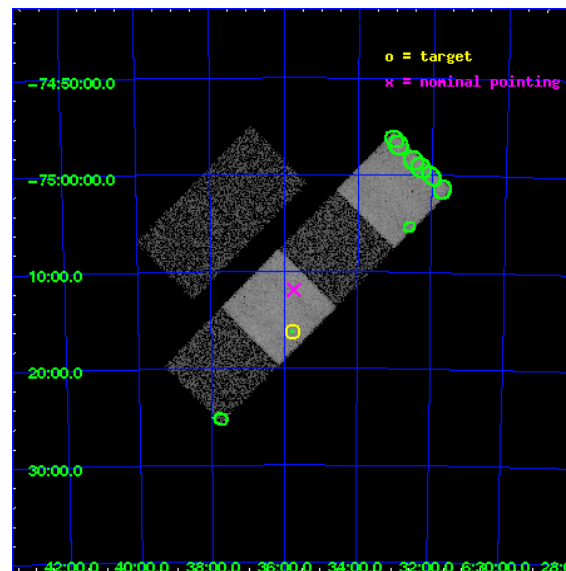
L2 Processing Date : Dec 14 2009

Contents

1	Front	2
2	OBI	3
2.1	OBI	3
2.1.1	Images	3
2.1.2	Bias	3
2.1.3	Parameters	4
2.1.4	Events	4
2.2	Compared Parameters	5
2.3	Aspect	6
2.4	Star Slots	9
2.4.1	Slot 3	9
2.4.2	Slot 4	10
2.4.3	Slot 5	11
2.4.4	Slot 7	12
2.5	FID Slots	13
2.5.1	Slot 0	13
2.5.2	Slot 1	14
2.5.3	Slot 2	15
3	Point Sources	16
A	Summary	17
A.1	Status	17
A.2	Comments	17

1 Front


seq_num	780013	Sequence number
obs_id	1063	Observation id
title	 	Proposal title
observer	Dr. CXC Calibration	Principal investigator
object	PKS0637-752	Source name
dtcycle	0	
cycle	P	events from which exps? Prim/Second/Both
ra_targ	98.94	Observer's specified target RA
dec_targ	-75.27	Observer's specified target Dec
ra_nom	98.934094432538	Nominal RA
dec_nom	-75.198672558655	Nominal Dec
roll_nom	134.81248300802	Nominal Roll
revision	3	Processing version of data
ontime	1758.795341067	Sum of GTIs [s]
livetime	1736.524415439	Livetime [s]
ontime2	1758.7132610679	Sum of GTIs [s]
ontime3	1758.6722210646	Sum of GTIs [s]
ontime5	1758.7543010637	Sum of GTIs [s]
ontime6	1758.5901410654	Sum of GTIs [s]
ontime7	1758.795341067	Sum of GTIs [s]
ontime8	1758.6311810687	Sum of GTIs [s]
l2events	83279	Number of level 2 events




2 OBI

2.1 OBI

2.1.1 Images



2.1.2 Bias



2.1.3 Parameters

obi_num	0	Obi number	sched_exp_time	2000.000000	Scheduled observation exposure time
ascdsver	8.1.2	ASCDS version number	ontime	1758.795341067	Sum of GTIs [s]
caldbver	4.1.4	 	ontime2	1758.7132610679	Sum of GTIs [s]
date	2009-12-14T07:39:21	Date and time of file creation	ontime3	1758.6722210646	Sum of GTIs [s]
revision	3	Processing version of data	ontime5	1758.7543010637	Sum of GTIs [s]
			ontime6	1758.5901410654	Sum of GTIs [s]
			ontime7	1758.795341067	Sum of GTIs [s]
			ontime8	1758.6311810687	Sum of GTIs [s]
			l1events	102685	Number of level 1 events

2.1.4 Events

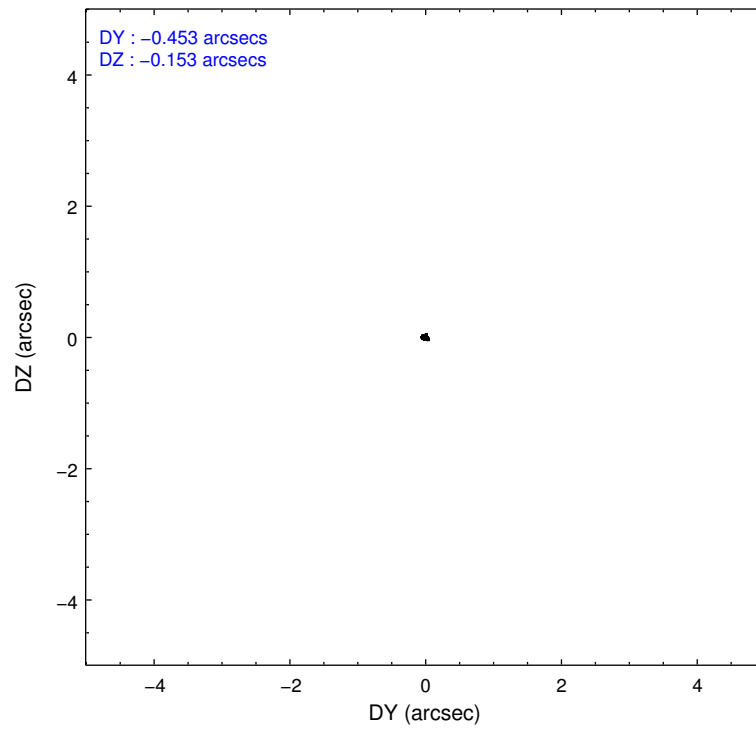
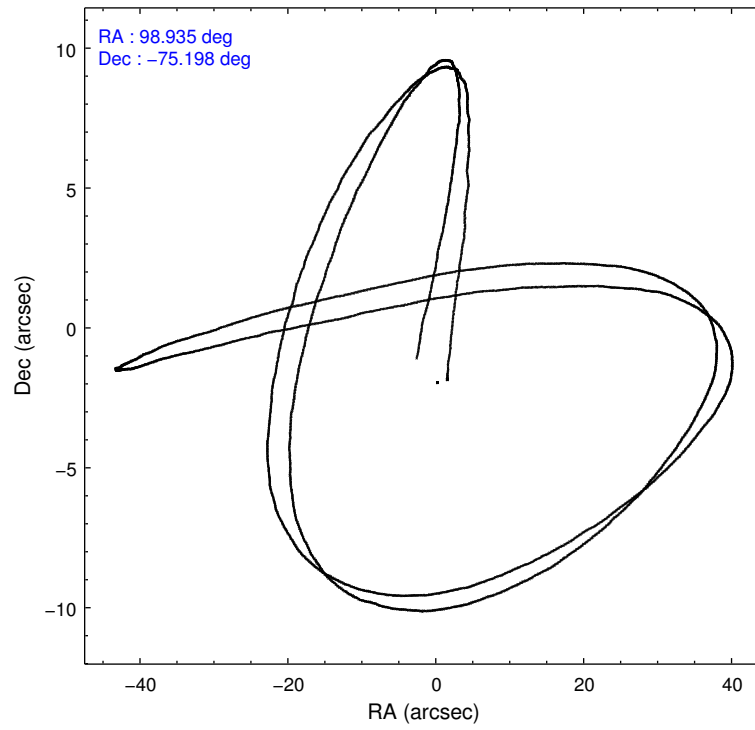
	ccd 2	ccd 3	ccd 5	ccd 6	ccd 7	ccd 8
level 1 events	4277	4299	43199	5225	39452	6233
rejected events	1089	1117	2031	1324	2555	1332
rejected %	25%	25%	4%	25%	6%	21%

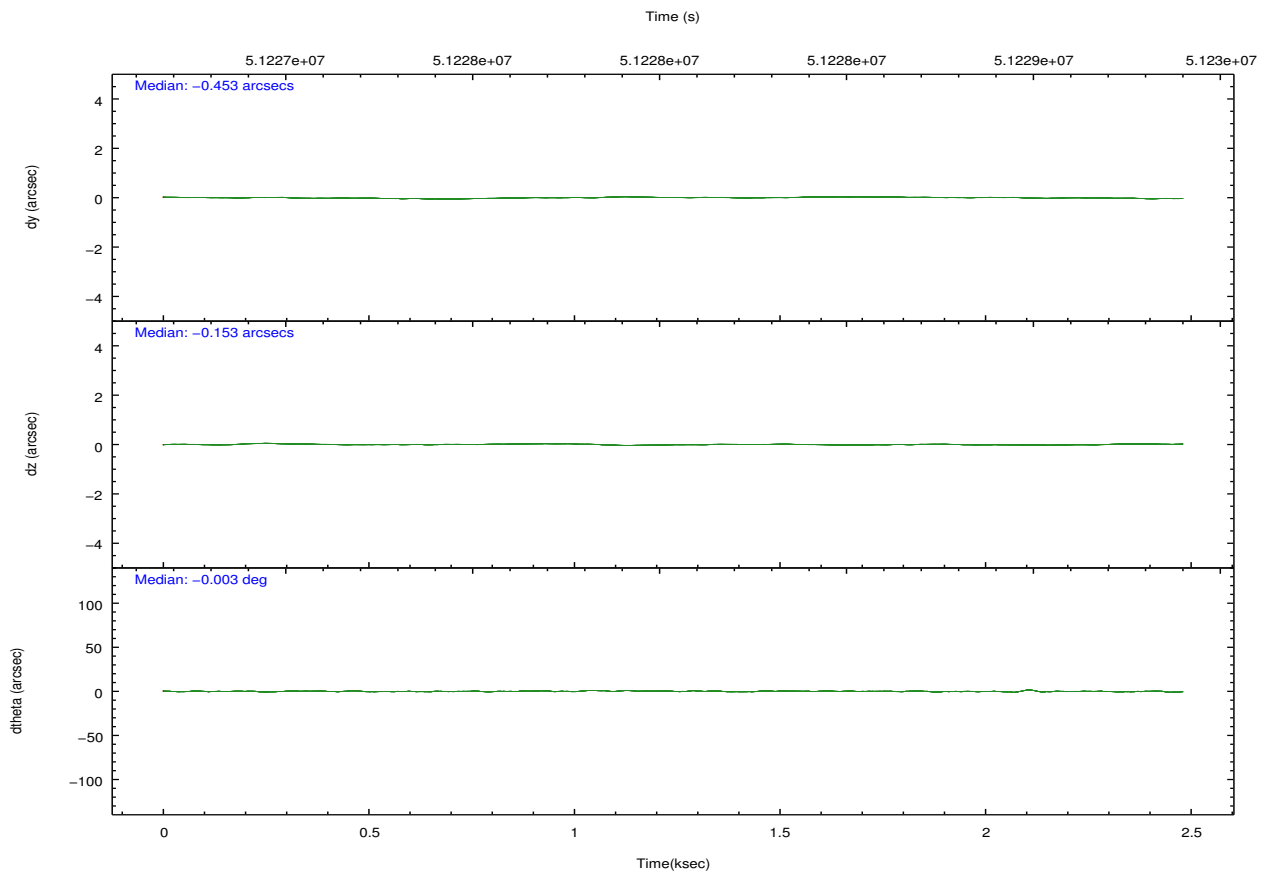
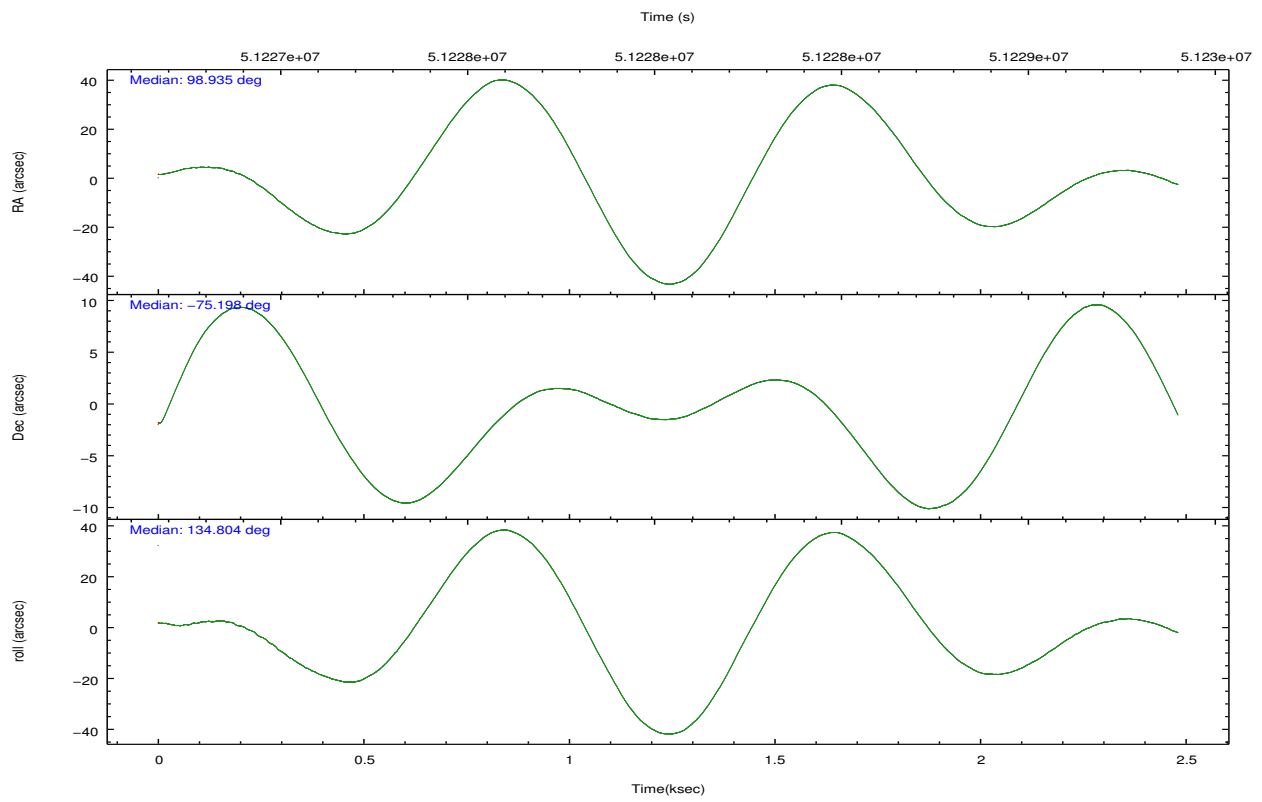
	ccd 2	ccd 3	ccd 5	ccd 6	ccd 7	ccd 8
grade 0 events	960	926	8631	1338	3466	1425
	22%	21%	19%	25%	8%	22%
grade 1 events	8	13	54	10	33	18
	0%	0%	0%	0%	0%	0%
grade 2 events	653	634	6343	686	5184	1156
	15%	14%	14%	13%	13%	18%
grade 3 events	274	285	2943	313	2913	394
	6%	6%	6%	5%	7%	6%
grade 4 events	265	284	2725	303	2520	365
	6%	6%	6%	5%	6%	5%
grade 5 events	1078	1099	1760	1305	2468	1282
	25%	25%	4%	24%	6%	20%
grade 6 events	1039	1058	20579	1270	22866	1593
	24%	24%	47%	24%	57%	25%
grade 7 events	0	0	164	0	2	0
	0%	0%	0%	0%	0%	0%

2.2 Compared Parameters

Parameter	Planned	Actual	Parameter	Planned	Actual
Instrument	ACIS	ACIS	Obspar format version number	6	6
Detector	ACIS-235678	ACIS-235678	Obspar file type	PREDICTED	ACTUAL
Grating	NONE	NONE	Obspar update status	NONE	UPDATED
Data mode	FAINT	FAINT	Number of optional ACIS chips dropped	0	0
Observation mode	POINTING	POINTING	On-chip summing requested	N	N
Pointing RA	99.038412	98.9340944325381	Subarray requested	NONE	NONE
Pointing Dec	-75.206748	-75.19867255865503	Alternating exposures requested	N	N
Pointing Roll	134.756719	134.8124830080241	Primary exposure time	0.000000	3.2
SIM focus pos (mm)	-1.180069	-1.346558362777969			
SIM defocus (mm)	-0.495802	-0.6622909014780725			
SIM translation stage pos (mm)	-190.132523	-190.1325231039672			
SIM translation stage offset (mm)	0	5.209593894051068e-07			
Observation start time	51227287.184000	51226623.469361			
Observation start date	1999-08-16T21:47:03	1999-08-16T21:37:03			
Observation end time	51229287.184000	51230104.881984			
Observation end date	1999-08-16T22:20:23	1999-08-16T22:35:04			
Read mode	TIMED	TIMED			

2.3 Aspect



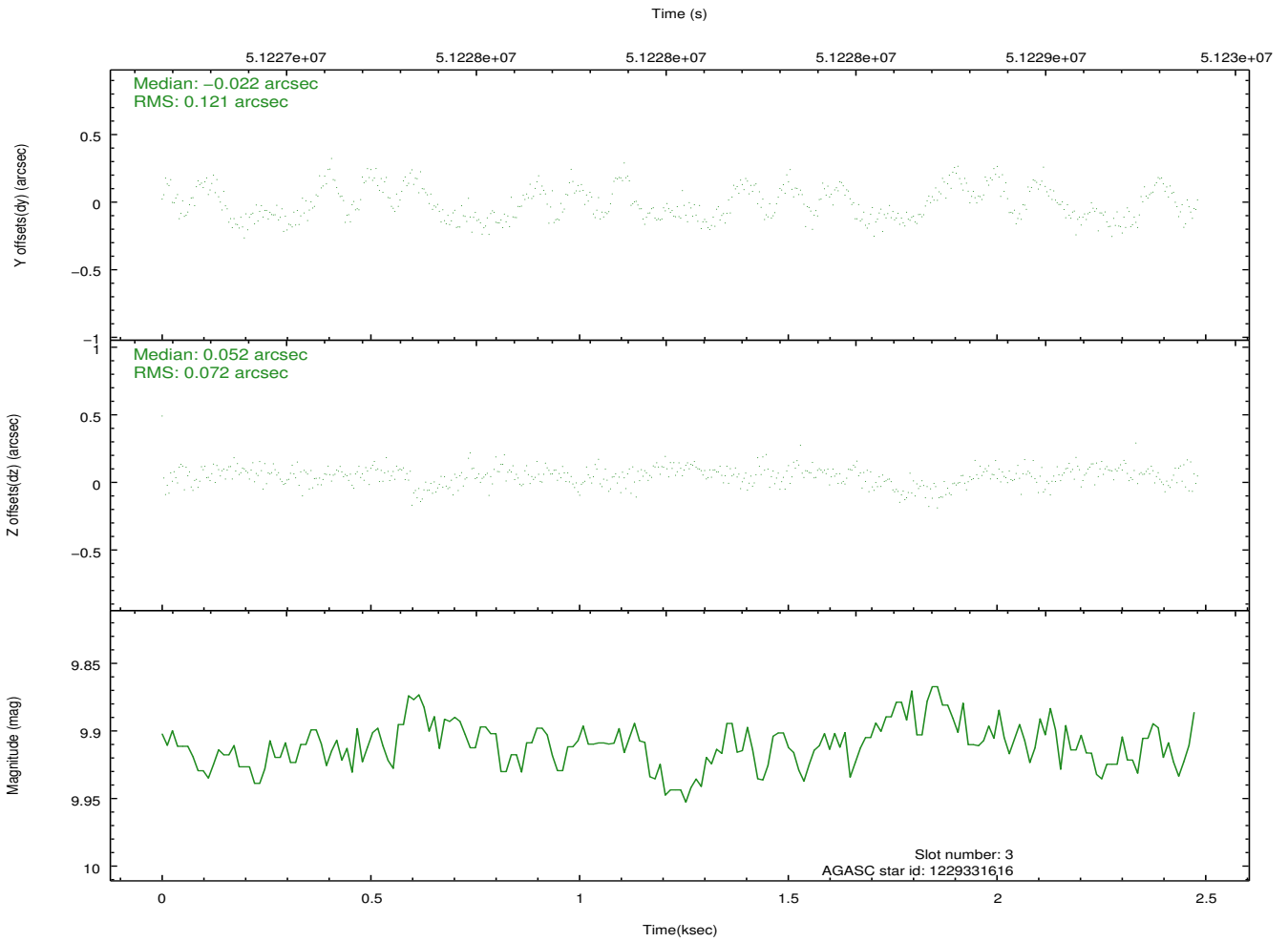
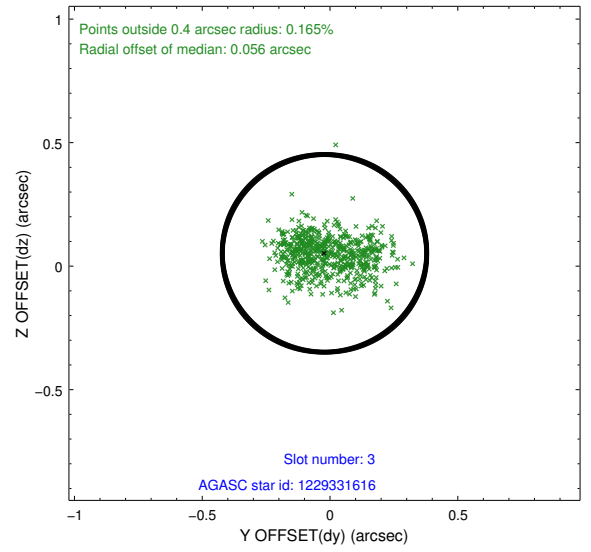
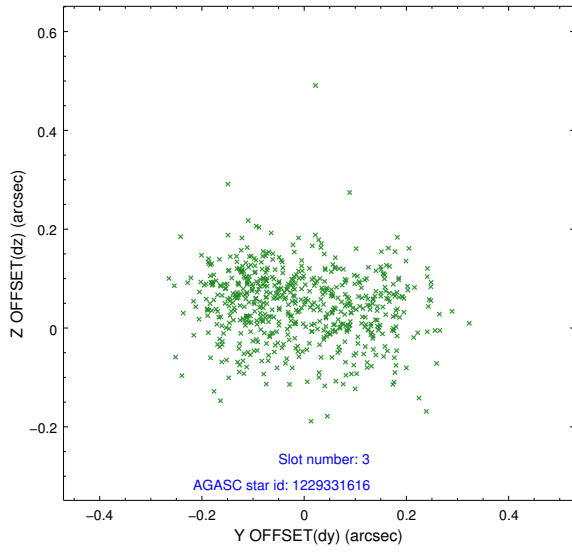


Slot Statistics

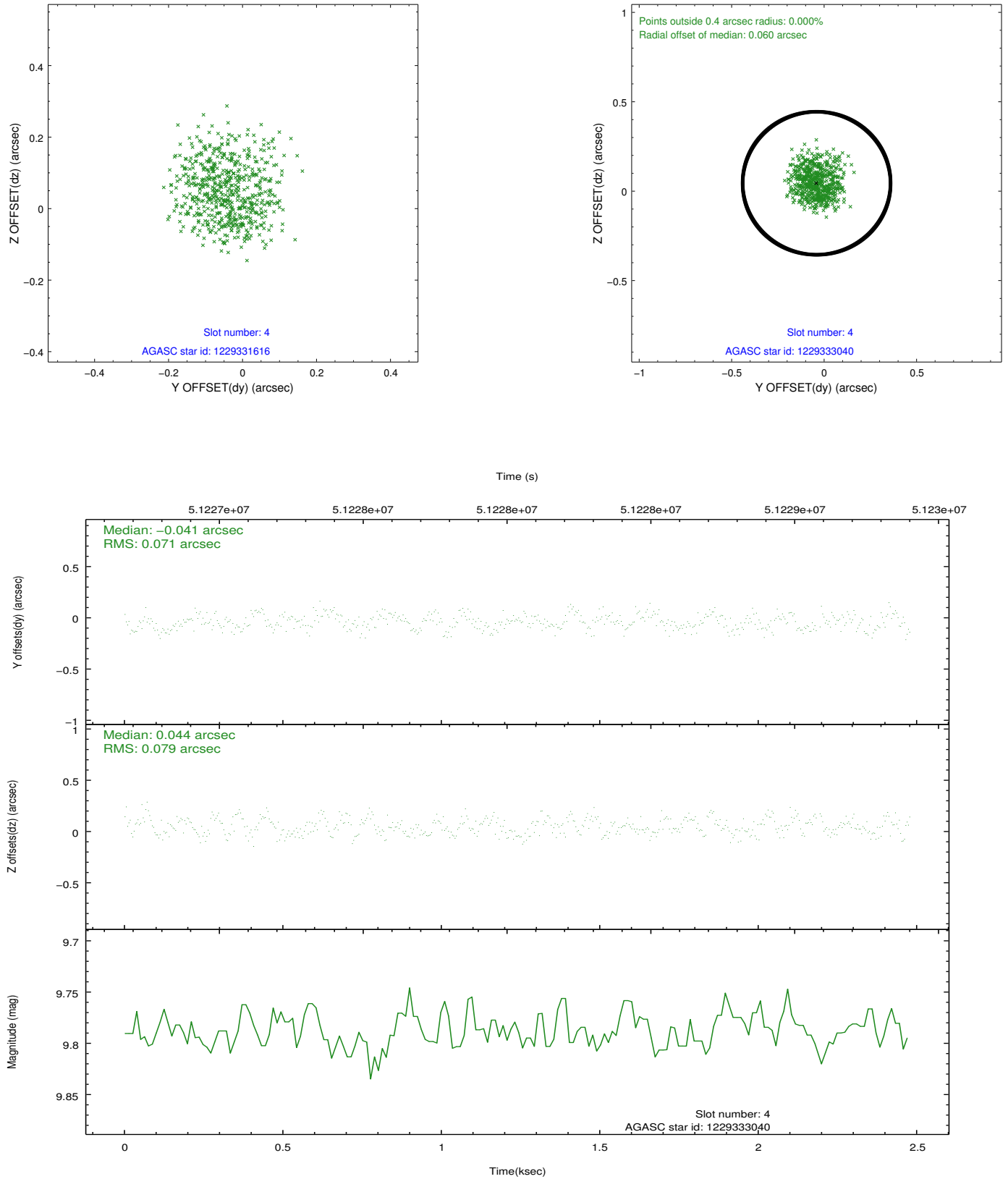
slot	status	id	mag	n_pts	med_dy	med_dz	dr1	dr2	ra	dec	mean_y	mean_z
0	FID	ACIS-S-2	7.12	605	-0.026	-0.034	0.007	0.011	0.000000	0.000000	-752.10	-1720.87
1	FID	ACIS-S-4	7.21	606	0.153	0.022	0.006	0.011	0.000000	0.000000	2160.03	184.79
2	FID	ACIS-S-5	7.25	606	-0.159	0.022	0.006	0.011	0.000000	0.000000	-1801.60	181.53
3	GUIDE	1229331616	9.91	606	-0.022	0.052	0.152	0.244	96.182998	-75.347362	1424.44	2248.15
4	GUIDE	1229333040	9.79	603	-0.041	0.044	0.116	0.175	99.562583	-75.788185	-1813.33	1151.34
5	GUIDE	1204425200	9.80	604	0.000	0.031	0.127	0.202	100.052994	-74.556368	967.84	-2329.71
6	UNUSED		0.00	0	0.000	0.000	0.000	0.000	0.000000	0.000000	0.00	0.00
7	GUIDE	1204429184	9.70	604	0.057	-0.125	0.139	0.224	99.730987	-74.425450	1523.81	-2455.23

2.4 Star Slots

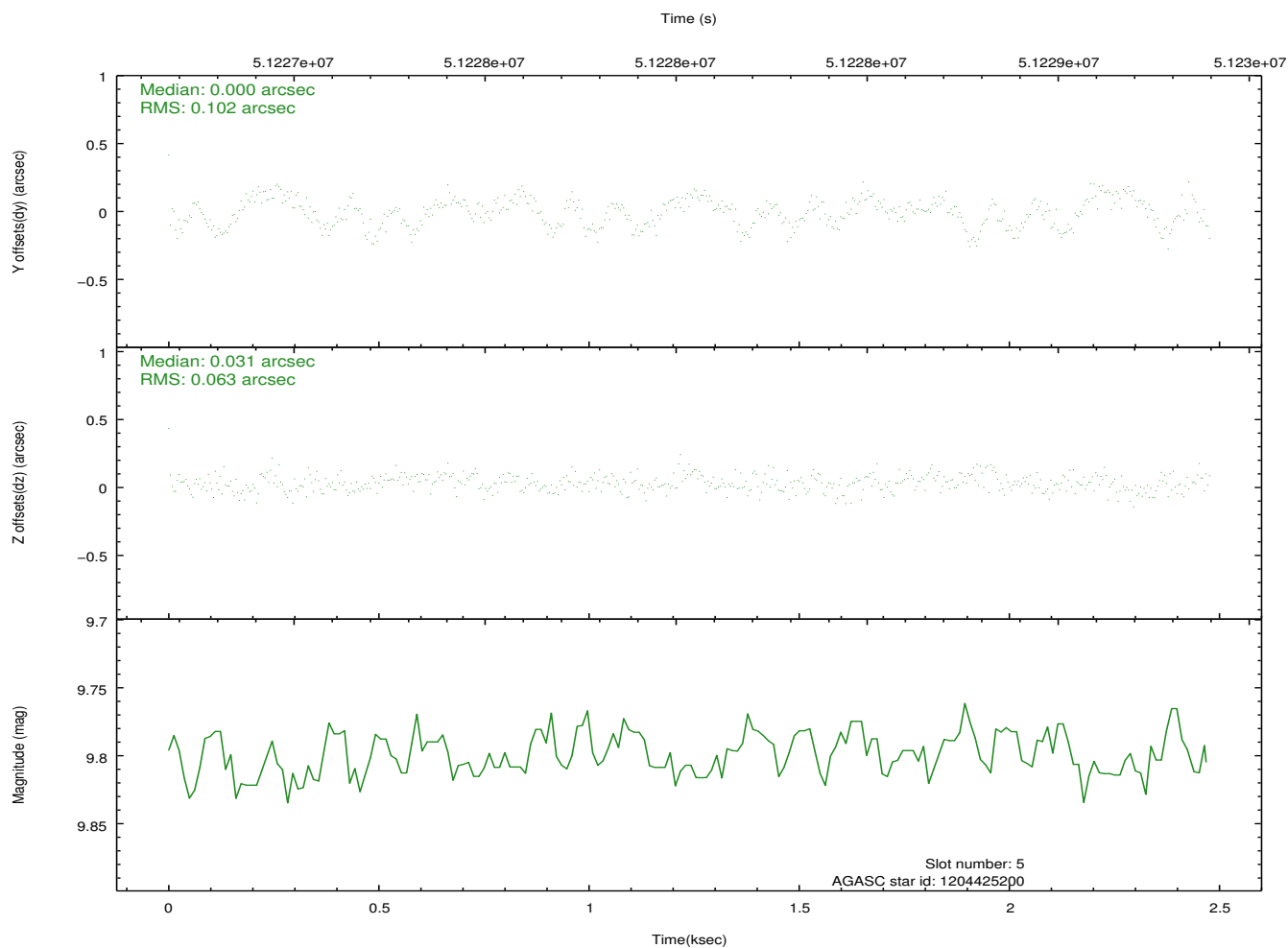
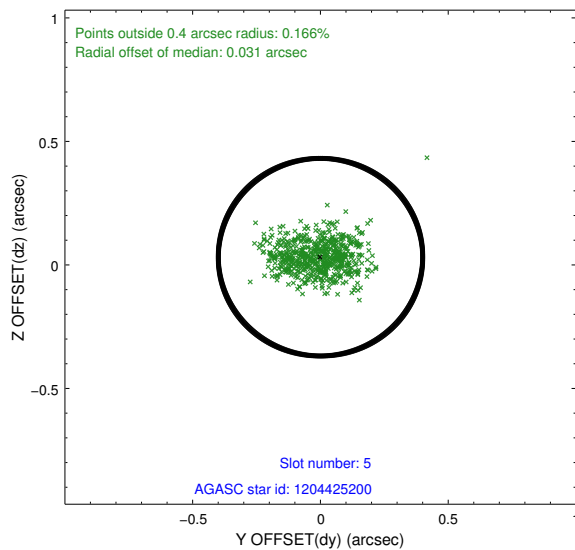
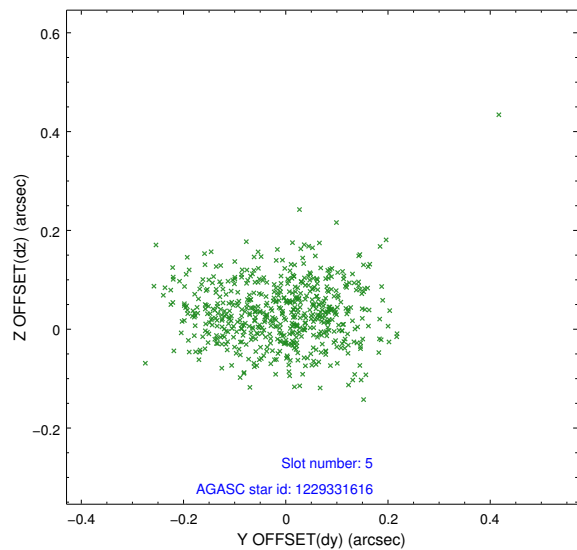
2.4.1 Slot 3



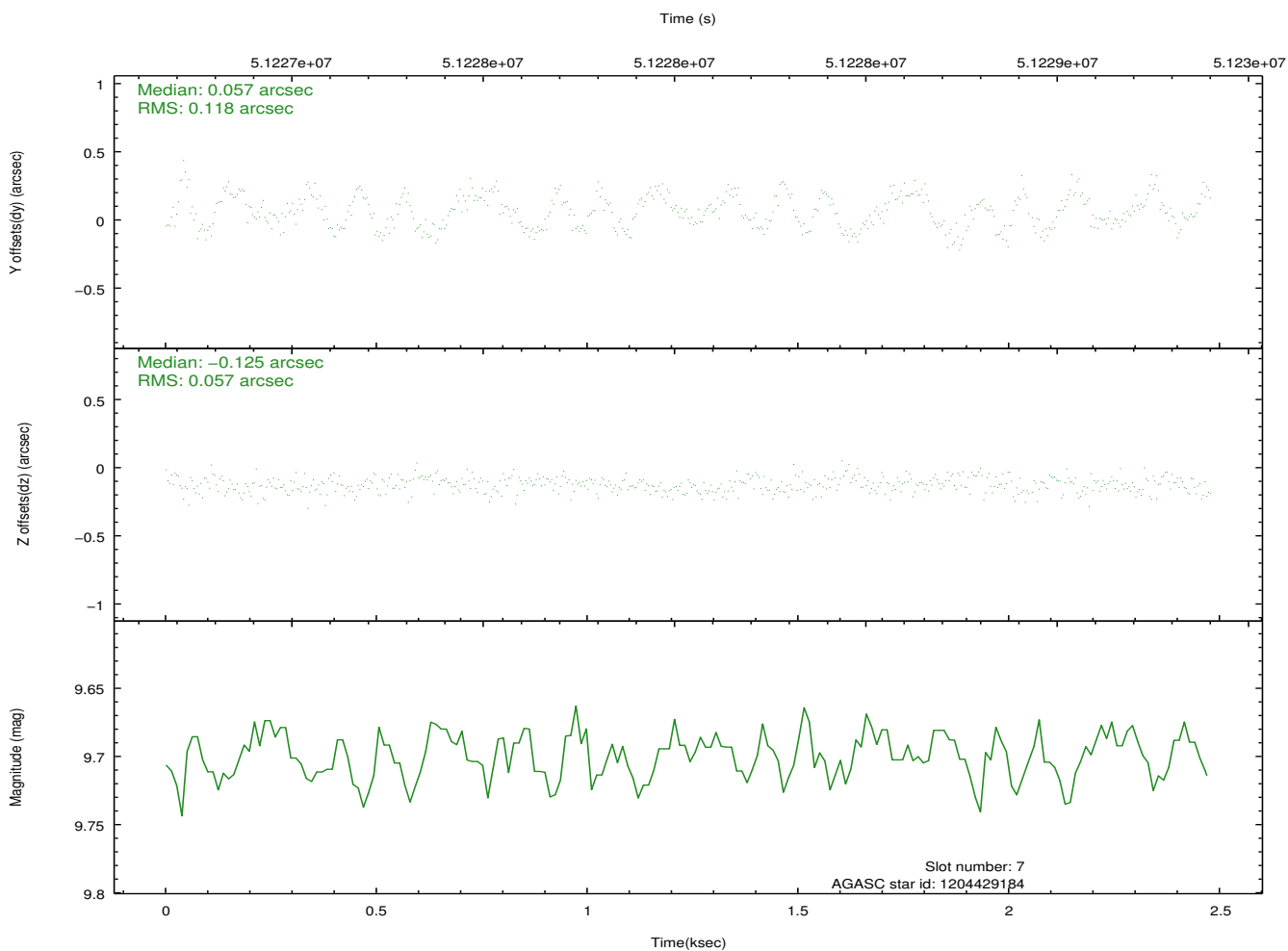
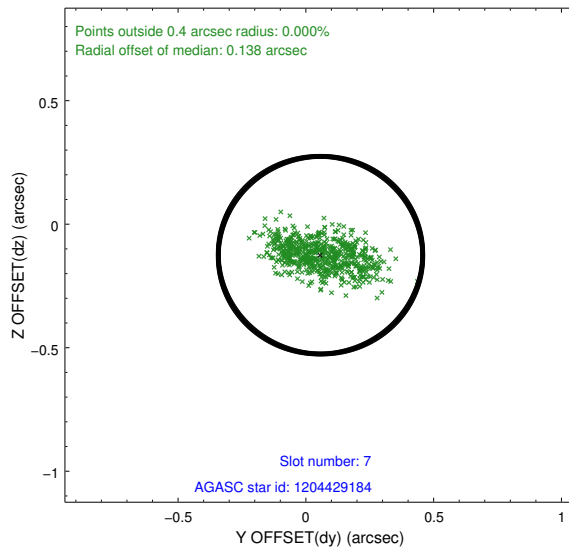
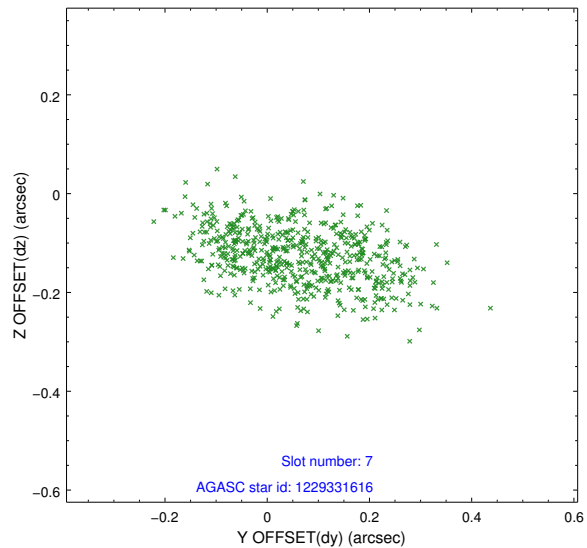
2.4.2 Slot 4



2.4.3 Slot 5

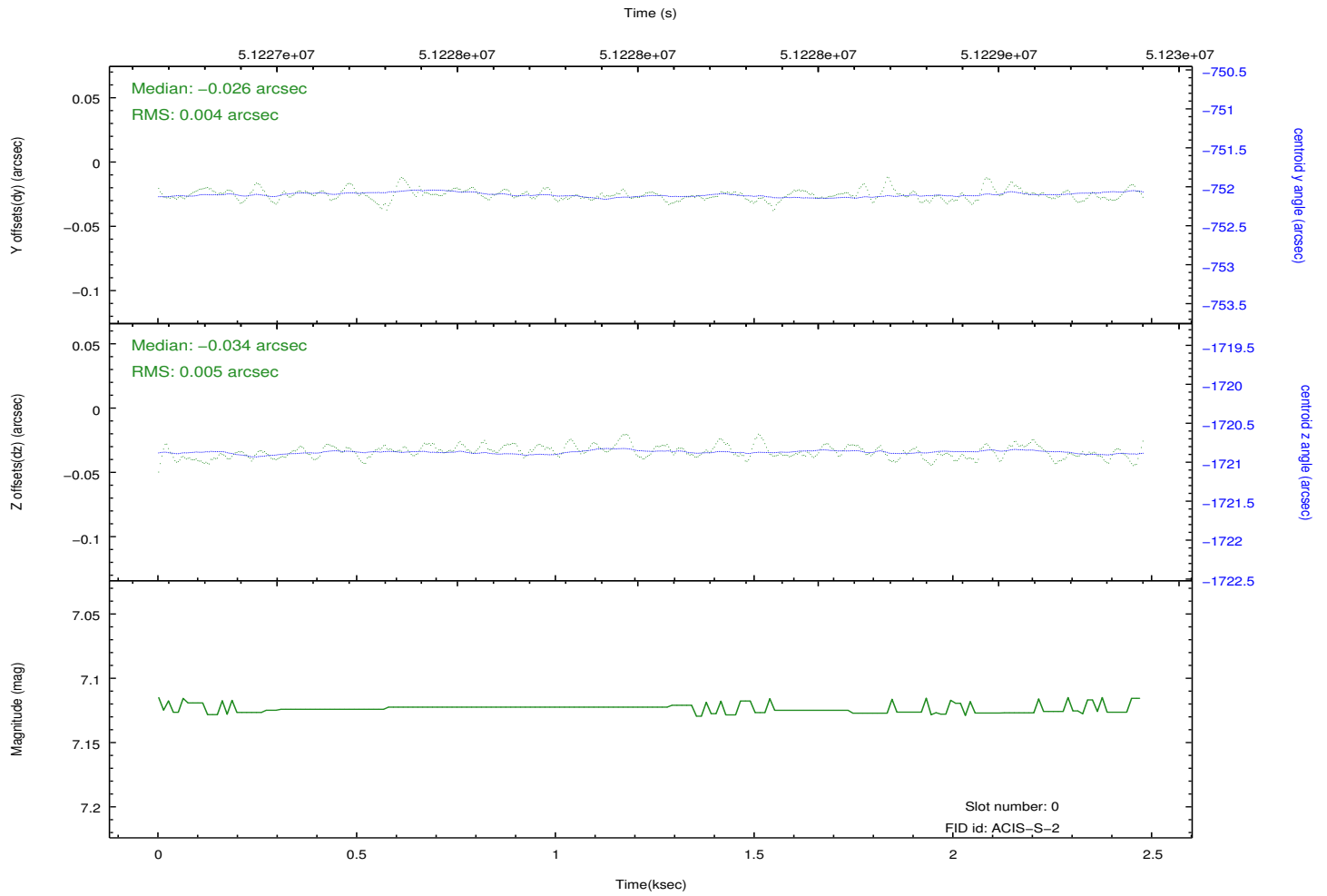
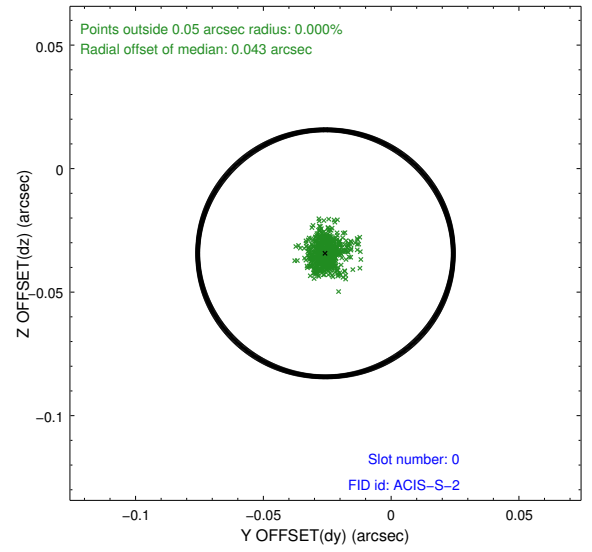
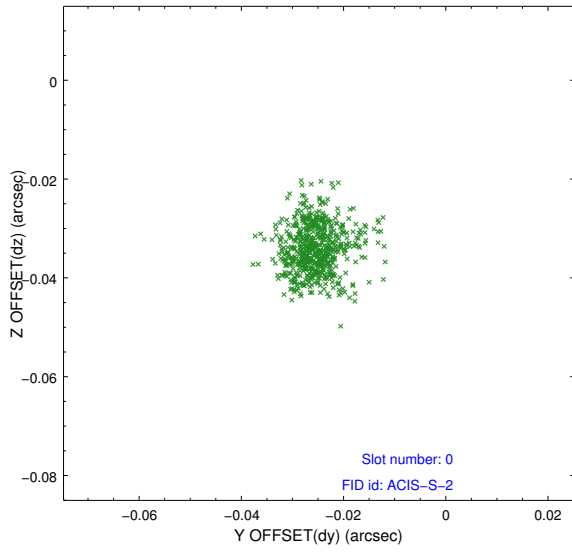


2.4.4 Slot 7

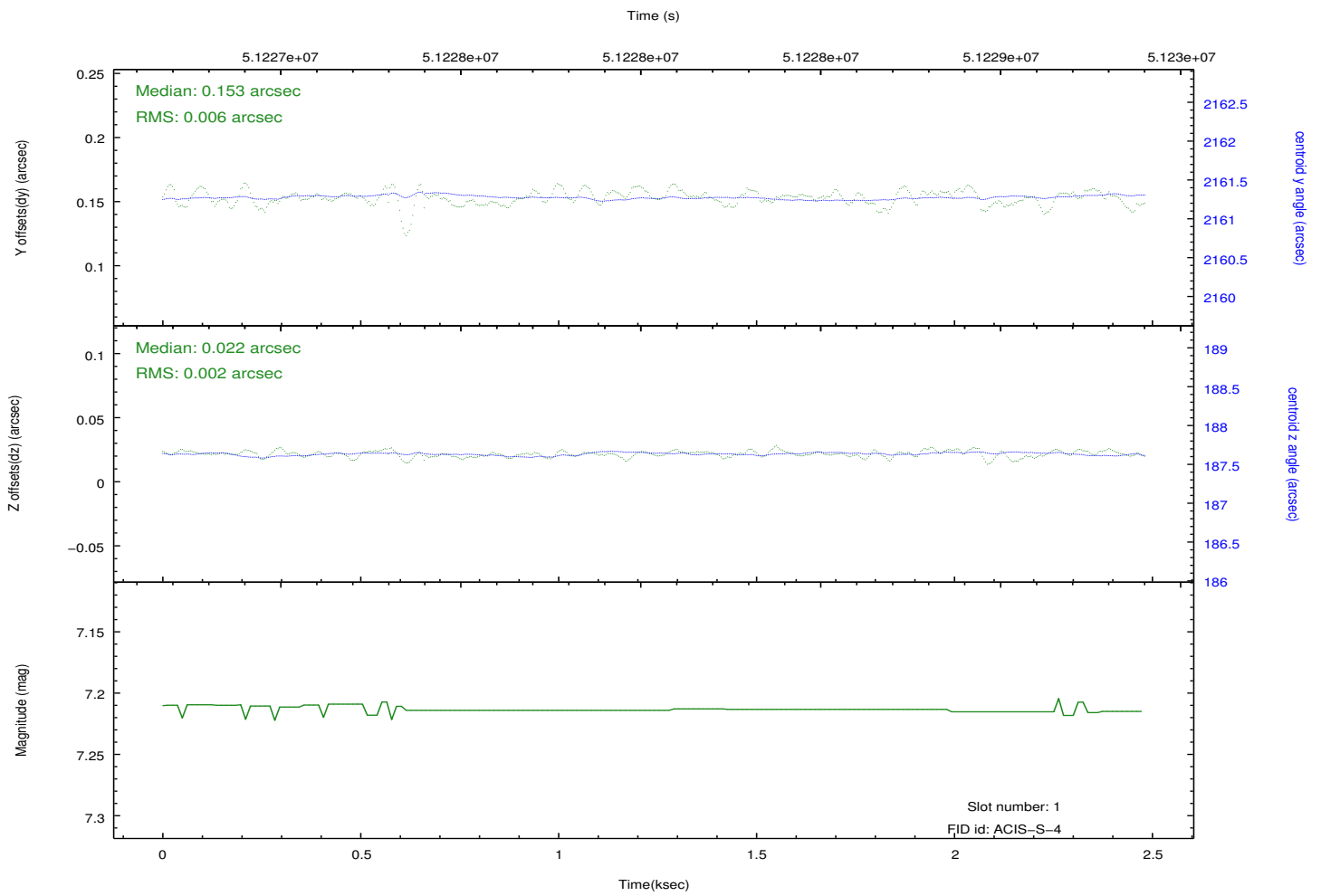
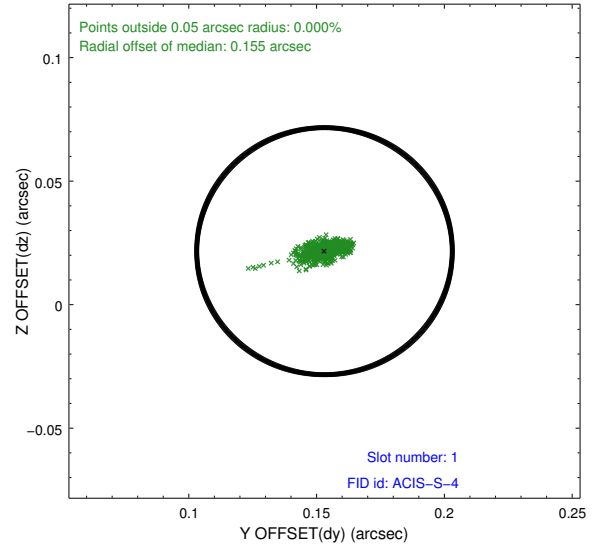
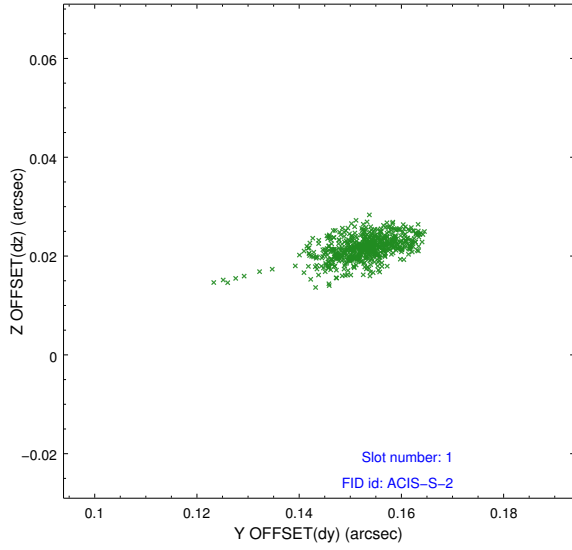


2.5 FID Slots

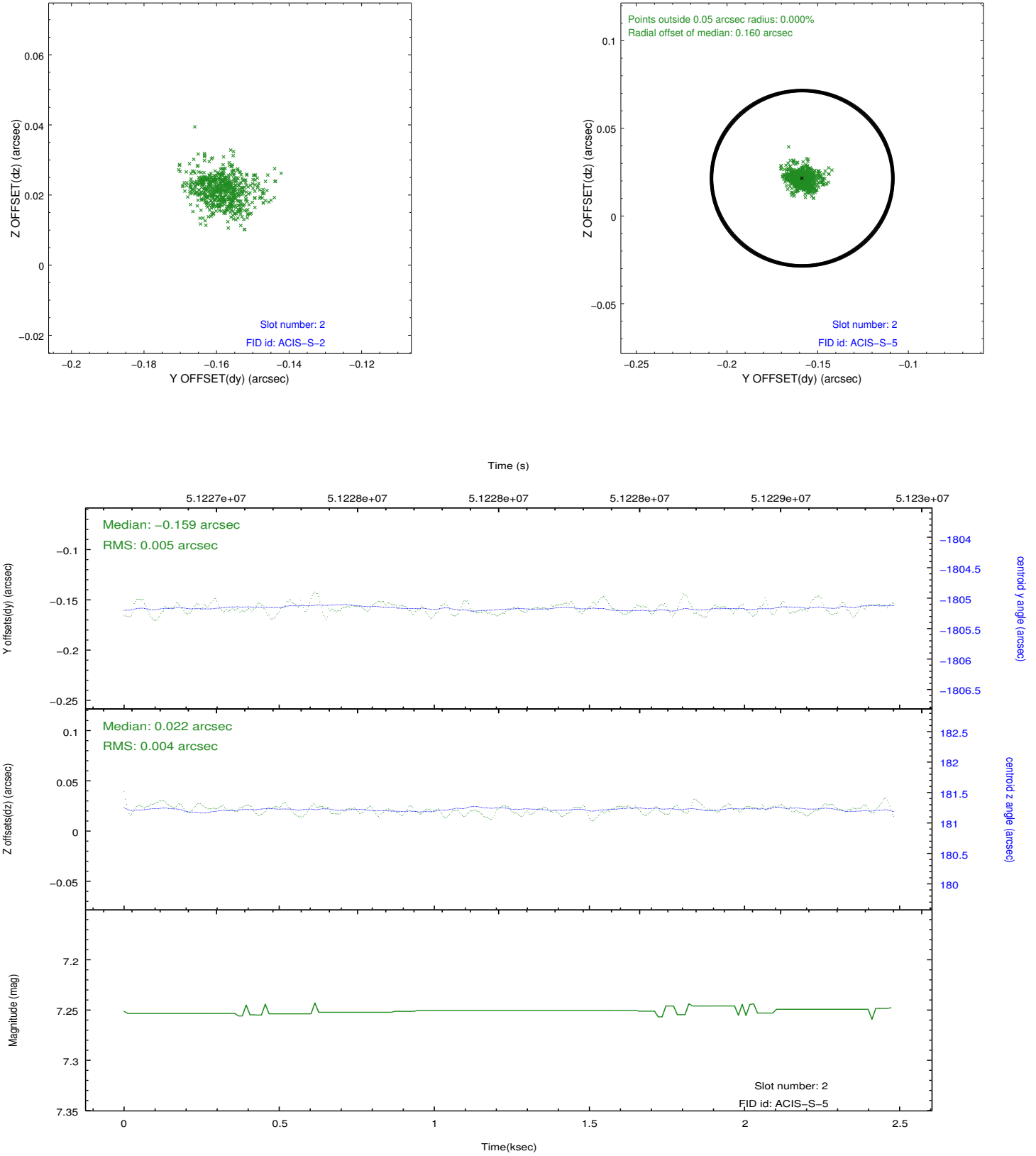
2.5.1 Slot 0



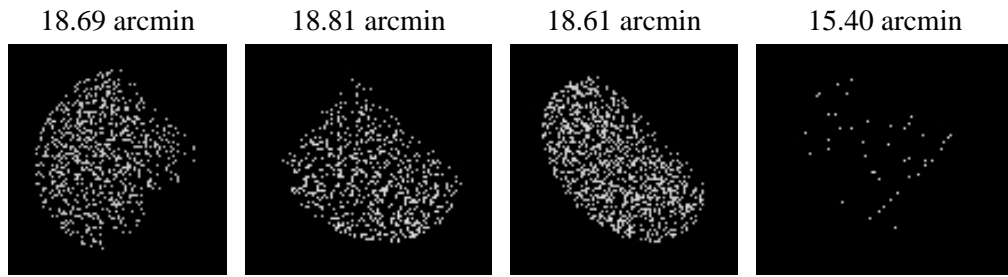
2.5.2 Slot 1



2.5.3 Slot 2



3 Point Sources



A Summary

A.1 Status

V&V Scientist	Joy Nichols
V&V Date (YYYY-MM-DD)	2010.05.19
V&V Edition	1
V&V Disposition and Status	OK
V&V Charge Time	1.747

A.2 Comments

ACIS-S Crude Optical Axis Determination Yoff = 2.8, Zoff = -2.8.

Target very off-axis.

===

Charge time for this ObsId remains at previous value of 1.747 ksec, although

with the current processing the charge time would have been 1.758 ksec.

===

Guide star in slot 6 was not acquired.

===

High radiation environment contributed to elevated count rate.

=====

The focal plane temperature is approximately -100 C during this observation. This reprocessing of the data applies no CTI correction because none is available for this temperature at present.

The ACIS CTI correction has not been calibrated at this temperature, because it was early in the mission, and ACIS had not yet been lowered to the standard -119.7 C. Both front and back illuminated chips are affected. However a T_GAIN correction has been applied to the BI chips (ACIS-5 and ACIS-7) data included here.

The ACIS spectral response calibration is less accurate at these warmer temperatures than it is at -119.7 C. Users whose science objectives depend on the most accurate spectral response (ie: fitting line-rich spectra) may notice an effect. Users whose science objectives do not depend on the most accurate spectral response should not notice an effect.