

V&V Reference Report

L2 ASCDS Version : 10.9.1

Observation 5783 - L2 Version 4
Chandra X-Ray Center


L2 Processing Date : Oct 9 2020

Contents

1	Front	2
2	OBI	3
2.1	OBI	3
2.1.1	Images	3
2.1.2	Bias	3
2.1.3	Parameters	4
2.1.4	Events	4
2.2	Compared Parameters	5
2.3	Aspect	6
2.4	Star Slots	9
2.4.1	Slot 3	9
2.4.2	Slot 4	10
2.4.3	Slot 5	11
2.4.4	Slot 6	12
2.4.5	Slot 7	13
2.5	FID Slots	14
2.5.1	Slot 0	14
2.5.2	Slot 1	15
2.5.3	Slot 2	16
A	Summary	17
A.1	Status	17
A.2	Comments	17

1 Front

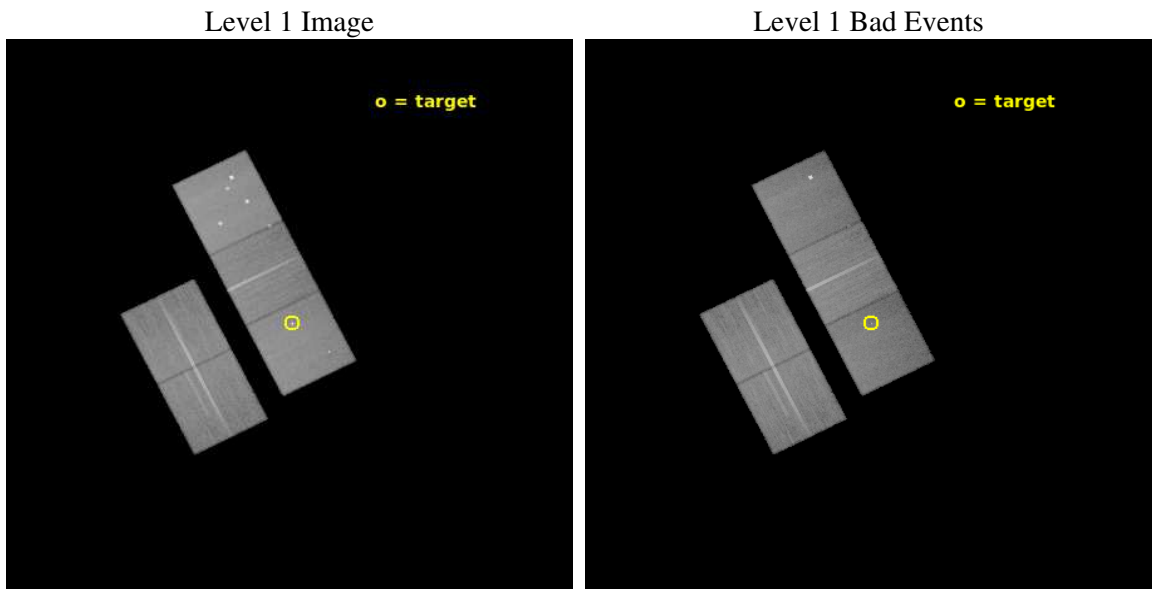
seq_num	800496	Sequence number
obs_id	5783	Observation id
title	Fossil groups in the local Universe	Proposal title
observer	Dr Alastair Sanderson	Principal investigator
object	IC 1531	Source name
dtcycle	0	
cycle	P	events from which exps? Prim/Second/Both
ra_targ	2.397917	Observer's specified target RA [deg]
dec_targ	-32.276944	Observer's specified target Dec [deg]
ra_nom	2.4038522769449	Nominal RA [deg]
dec_nom	-32.277361356263	Nominal Dec [deg]
roll_nom	63.235057998444	Nominal Roll [deg]
revision	4	Processing version of data
ontime	40058.199922949	Sum of GTIs [s]
livetime	39534.810050538	Livetime [s]
ontime2	40042.494971693	Sum of GTIs [s]
ontime3	40045.636031568	Sum of GTIs [s]
ontime5	40058.199922949	Sum of GTIs [s]
ontime6	40055.058992326	Sum of GTIs [s]
ontime7	40058.199922949	Sum of GTIs [s]
l2events	363904	Number of level 2 events




2 OBI

2.1 OBI

2.1.1 Images



2.1.2 Bias



2.1.3 Parameters

obi_num	0	Obi number	sched_exp_time	39900.119000	[s] Scheduled observation exposure time
ascdsver	10.9.1	Processing system revision	ontime	40058.199922949	Sum of GTIs [s]
caldbver	4.9.2	 	ontime2	40042.494971693	Sum of GTIs [s]
date	2020-10-09T23:15:11	Date and time of file creation	ontime3	40045.636031568	Sum of GTIs [s]
revision	4	Processing version of data	ontime5	40058.199922949	Sum of GTIs [s]
			ontime6	40055.058992326	Sum of GTIs [s]
			ontime7	40058.199922949	Sum of GTIs [s]
			l1events	1485163	Number of level 1 events

2.1.4 Events

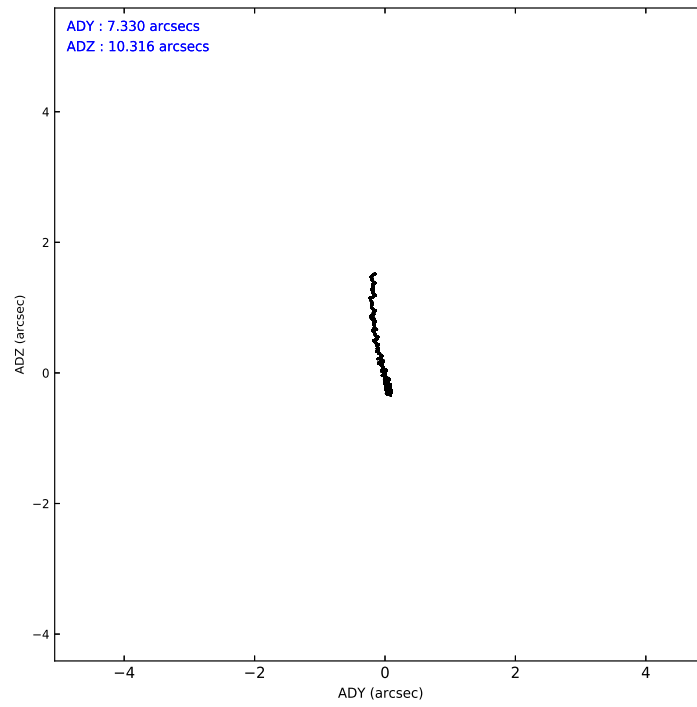
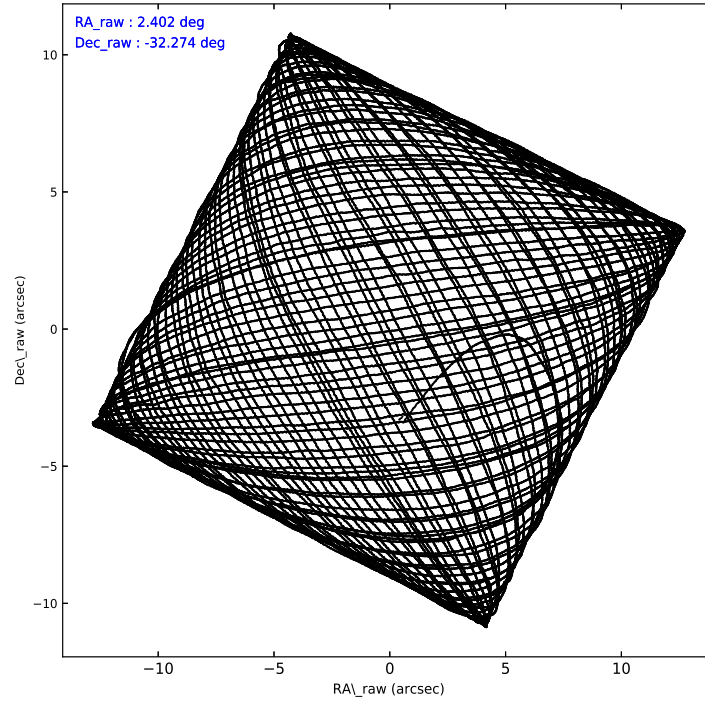
	ccd 2	ccd 3	ccd 5	ccd 6	ccd 7
level 1 events	268115	259504	383876	267463	306205
rejected events	243085	235366	197479	240148	166490
rejected %	90%	90%	51%	89%	54%

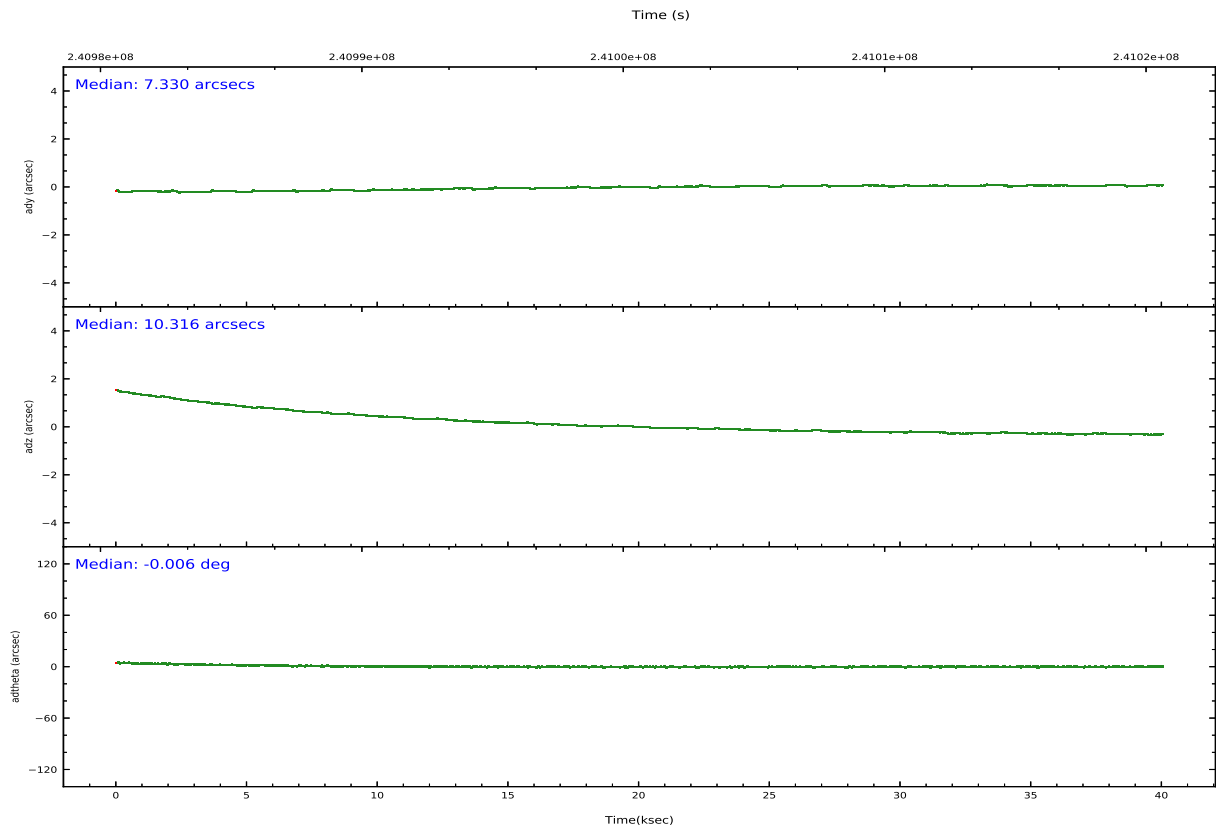
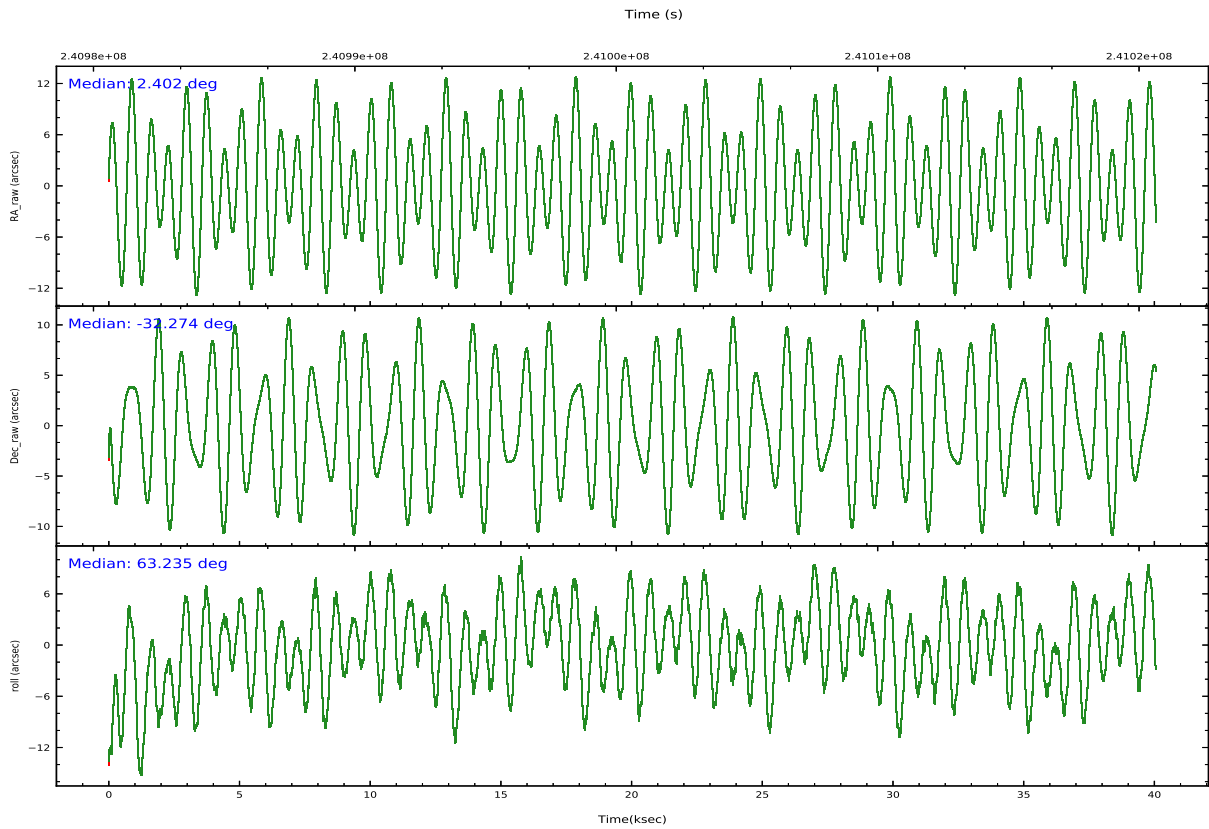
	ccd 2	ccd 3	ccd 5	ccd 6	ccd 7
grade 0 events	9593	9005	28442	10057	14728
	3%	3%	7%	3%	4%
grade 1 events	131	128	1022	127	286
	0%	0%	0%	0%	0%
grade 2 events	5954	5318	53054	6117	29366
	2%	2%	13%	2%	9%
grade 3 events	2760	2857	9548	2977	13706
	1%	1%	2%	1%	4%
grade 4 events	2936	2837	8014	2953	13442
	1%	1%	2%	1%	4%
grade 5 events	8407	10503	35143	10779	31312
	3%	4%	9%	4%	10%
grade 6 events	4612	4949	93813	6042	73016
	1%	1%	24%	2%	23%
grade 7 events	233722	223907	154840	228411	130349
	87%	86%	40%	85%	42%

2.2 Compared Parameters

Parameter	Planned	Actual	Parameter	Planned	Actual
Instrument	ACIS	ACIS	Obspar version number	8	8
Detector	ACIS-23567	ACIS-23567	Obspar file type	PREDICTED	ACTUAL
Grating	NONE	NONE	Obspar update status	NONE	UPDATED
Data mode	VFAINT	VFAINT	Number of optional ACIS chips dropped	0	0
Observation mode	POINTING	POINTING	On-chip summing requested	N	N
[deg] Pointing RA	2.404091	2.4038522769449	Subarray requested	NONE	NONE
[deg] Pointing Dec	-32.301281	-32.277361356263	Alternating exposures requested	N	N
[deg] Pointing Roll	63.082937	63.235057998444	[s] Primary exposure time	0.000000	3.1
[mm] SIM focus pos	-0.684267	-0.6828225247311905			
[mm] SIM defocus	0	0.001444936568705701			
[mm] SIM translation stage pos	-190.132523	-190.1400660498719			
[mm] SIM translation stage offset	0	0.00754346686406393			
[s] Observation start time (MET)	240980752.184000	240979070.53669			
Observation start date	2005-08-21T03:04:48	2005-08-21T02:37:50			
[s] Observation end time (MET)	241020653.184000	241020869.0136			
Observation end date	2005-08-21T14:09:49	2005-08-21T14:14:29			
Read mode	TIMED	TIMED			

2.3 Aspect





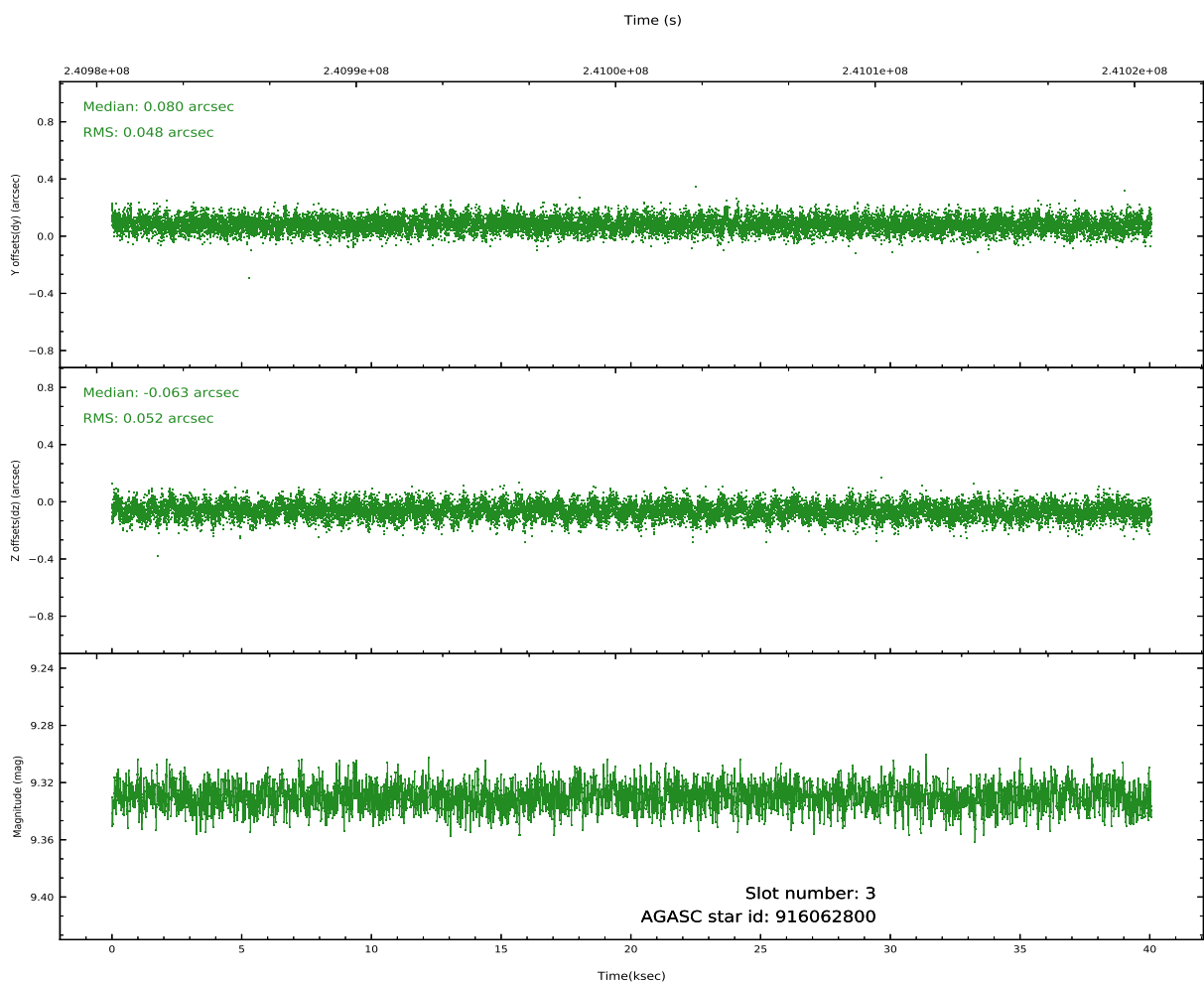
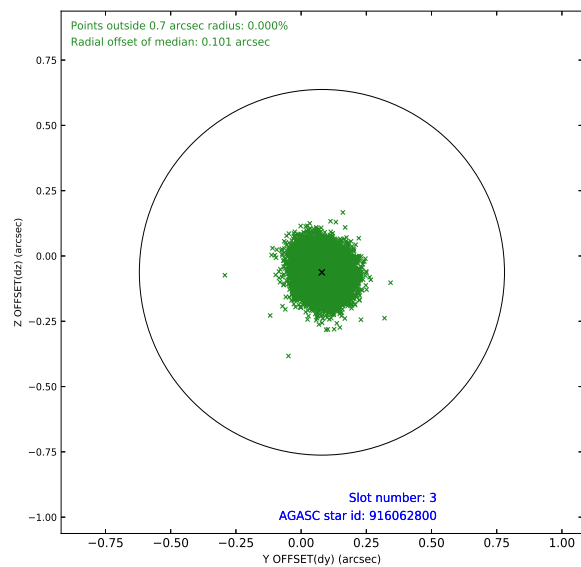
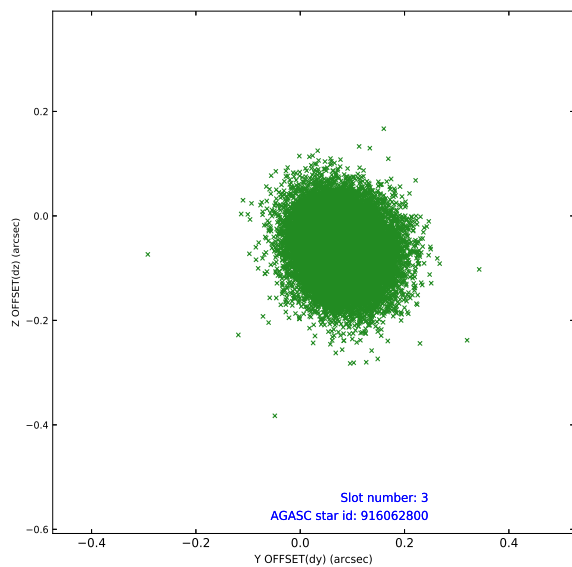
Slot Statistics

slot	status	used	id	mag	n_pts	frac_pts	med_dy	med_dz	dr1	dr2	ra	dec	mean_y	mea
0	FID		ACIS-S-2	7.11	9772	1.000	-0.083	-0.061	0.008	0.014	0.000000	0.000000	-760.06	-1731
1	FID		ACIS-S-4	7.21	9773	1.000	0.157	0.056	0.007	0.012	0.000000	0.000000	2153.37	176
2	FID		ACIS-S-5	7.24	9773	1.000	-0.106	0.013	0.007	0.013	0.000000	0.000000	-1812.98	170
3	GUIDE	used	916062800	9.33	19533	1.000	0.080	-0.063	0.076	0.123	2.432731	-31.825538	1566.80	694
4	GUIDE	used	916062920	9.25	19534	1.000	-0.013	0.041	0.085	0.135	2.160047	-32.473204	-888.07	380
5	GUIDE	used	916064392	9.58	19531	1.000	-0.040	0.088	0.097	0.157	2.747139	-32.053670	1267.56	-530
6	GUIDE	used	916064808	8.73	19533	1.000	-0.052	-0.120	0.066	0.107	2.415588	-32.078934	729.80	331
7	GUIDE	used	916193568	8.84	19536	1.000	0.027	0.052	0.088	0.141	3.206809	-31.897600	2399.37	-1533

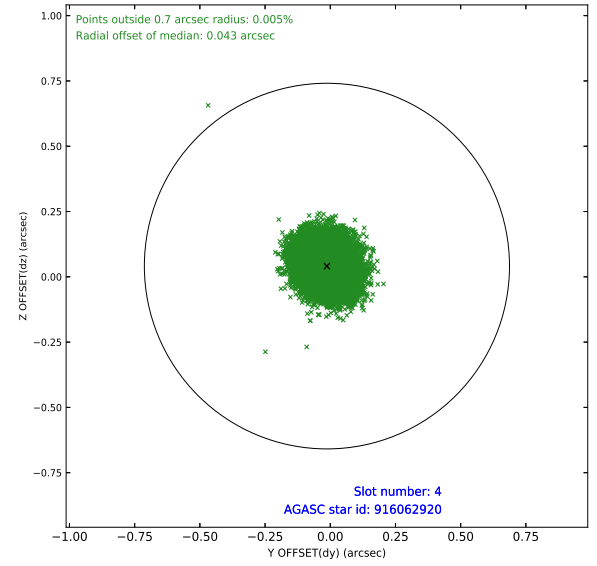
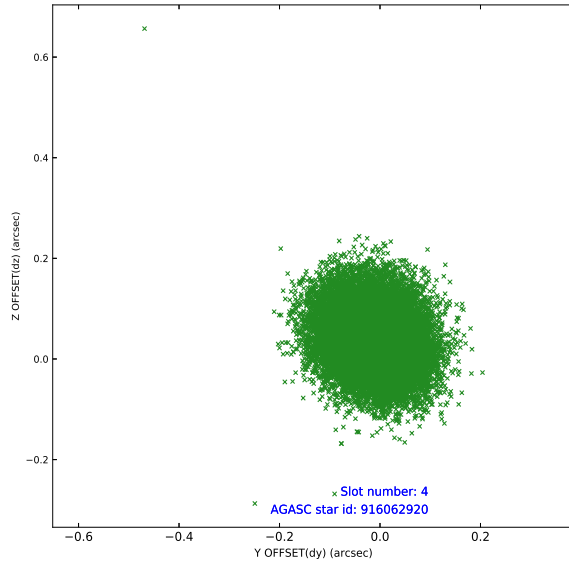
∞

2.4 Star Slots

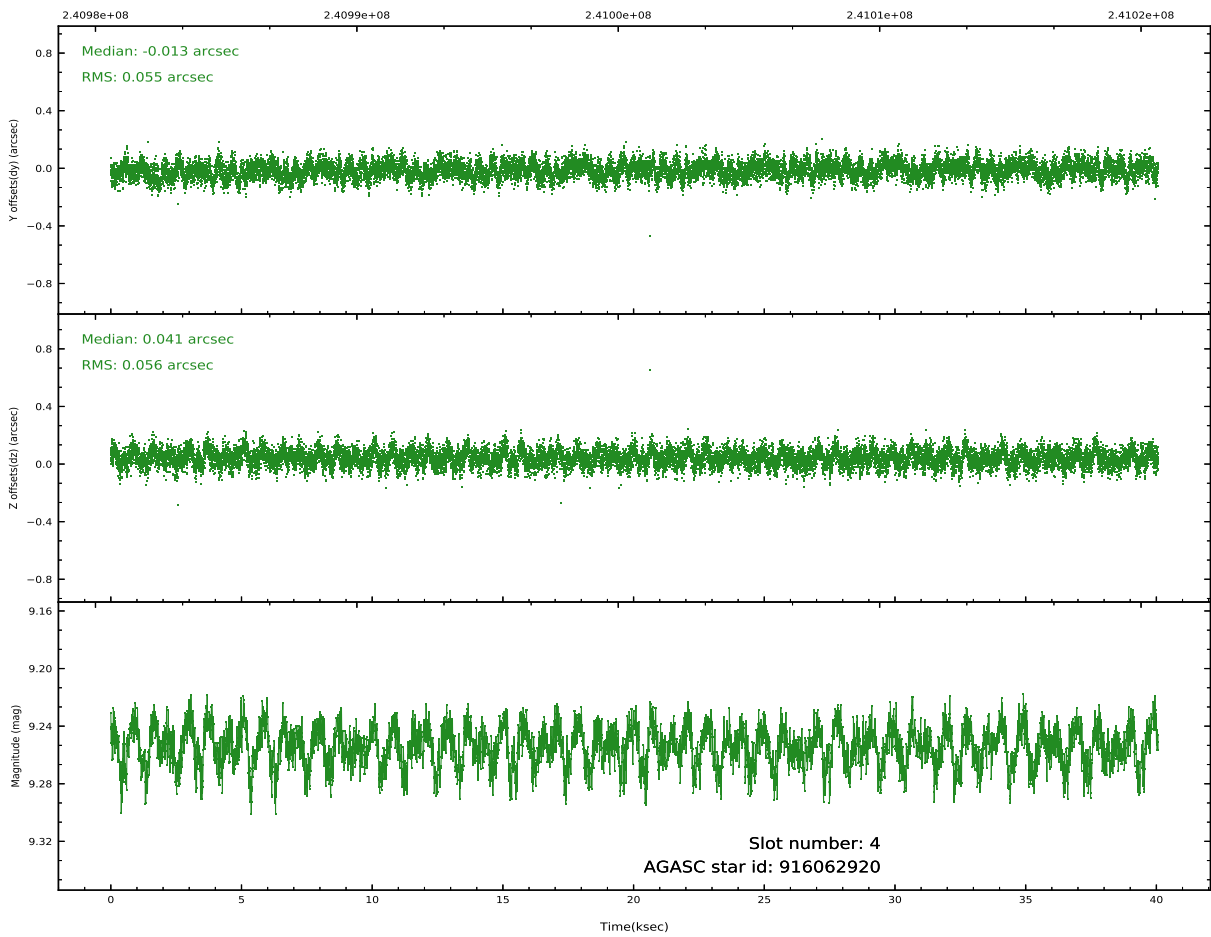
2.4.1 Slot 3



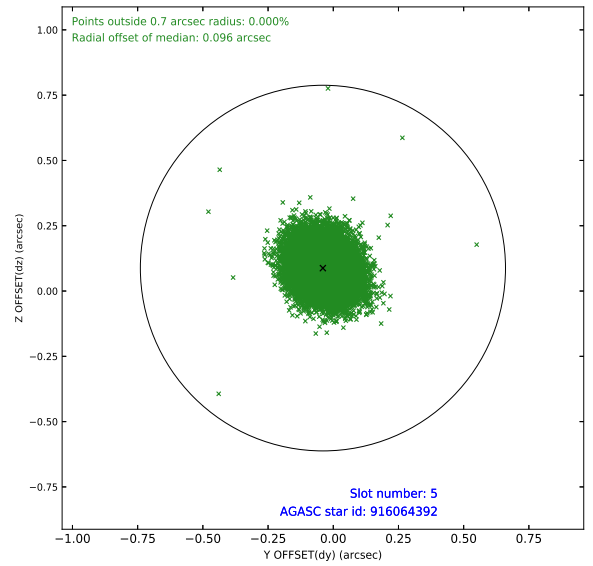
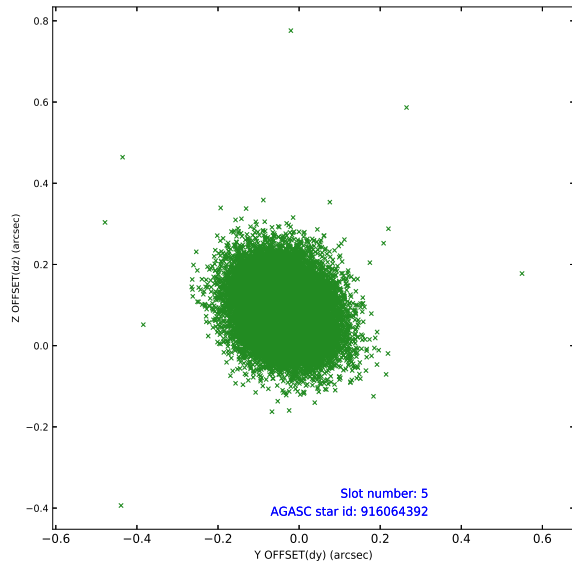
2.4.2 Slot 4



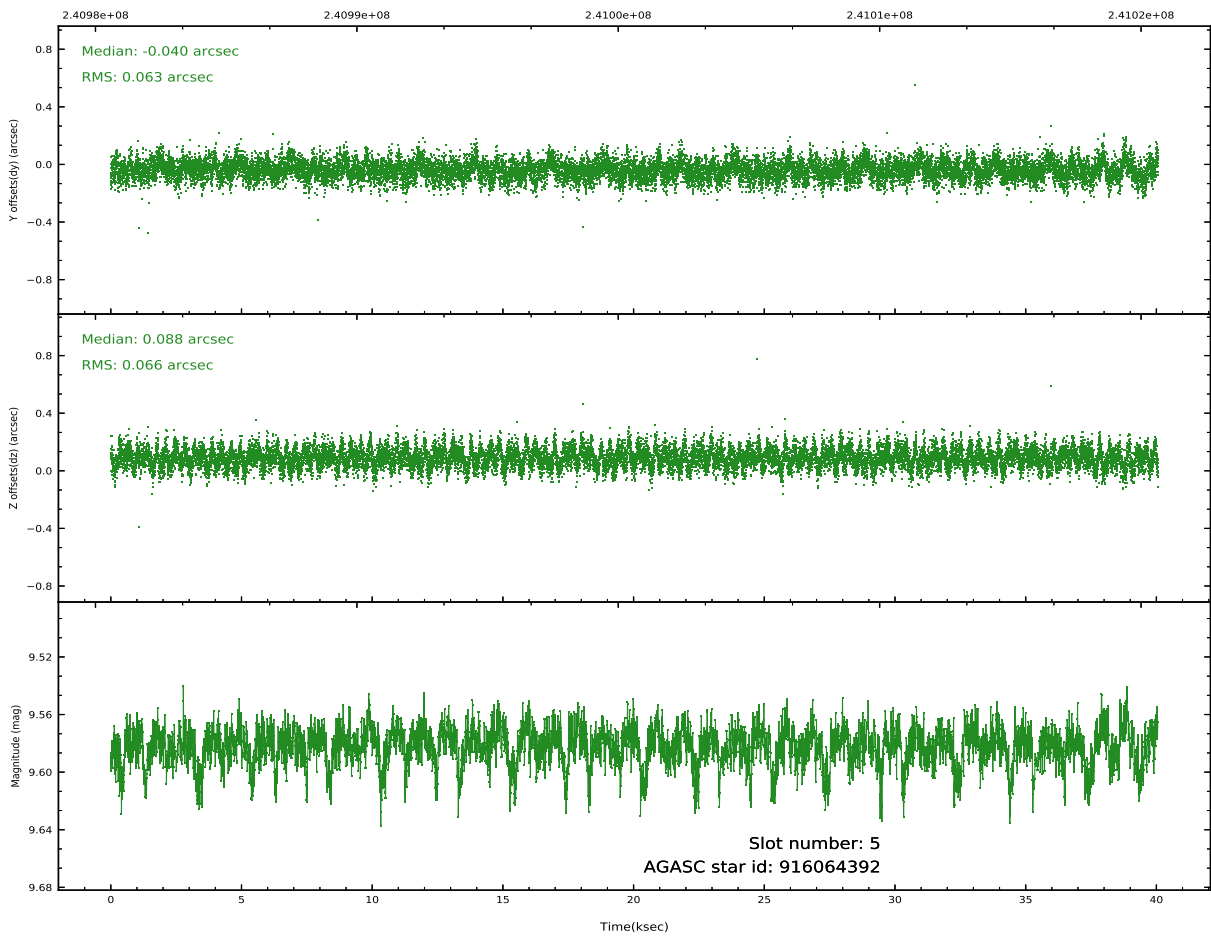
Time (s)



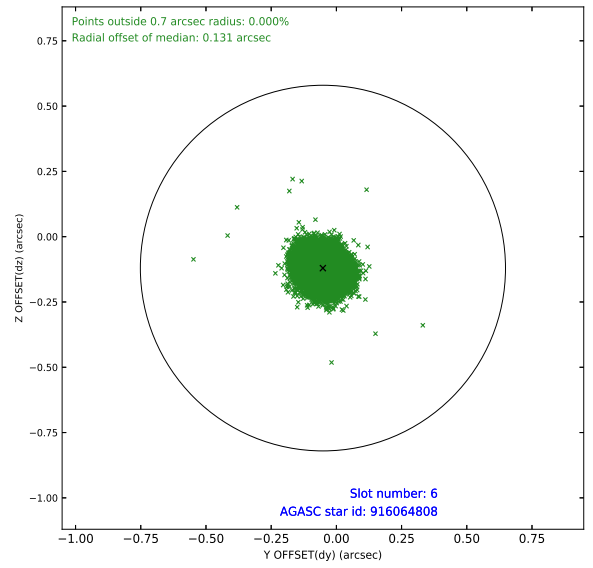
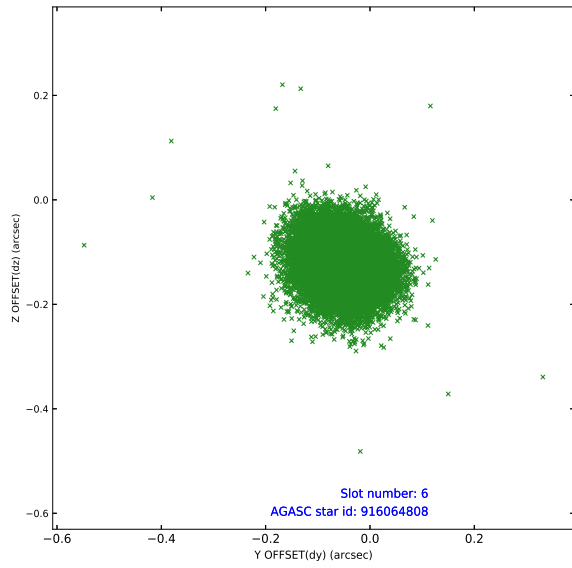
2.4.3 Slot 5



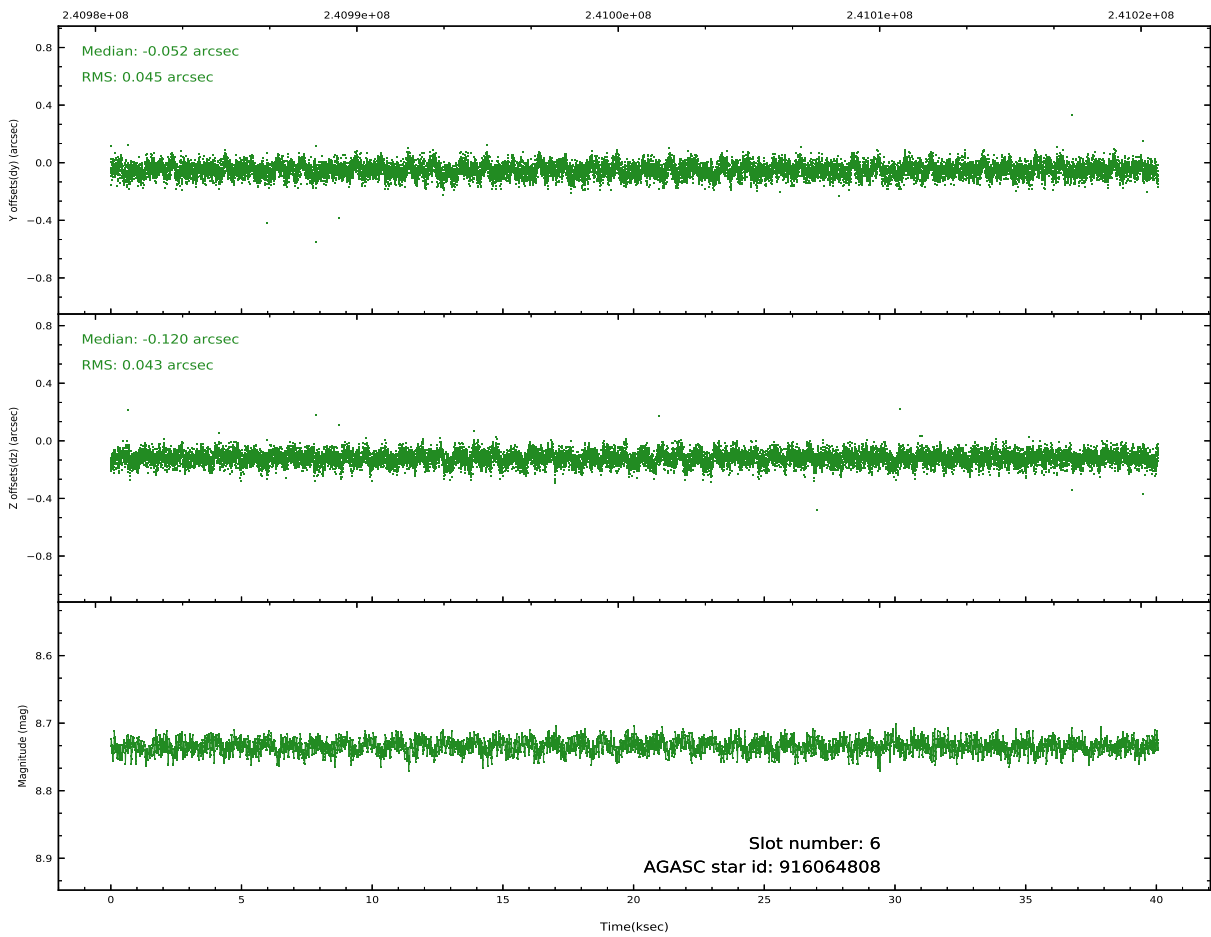
Time (s)



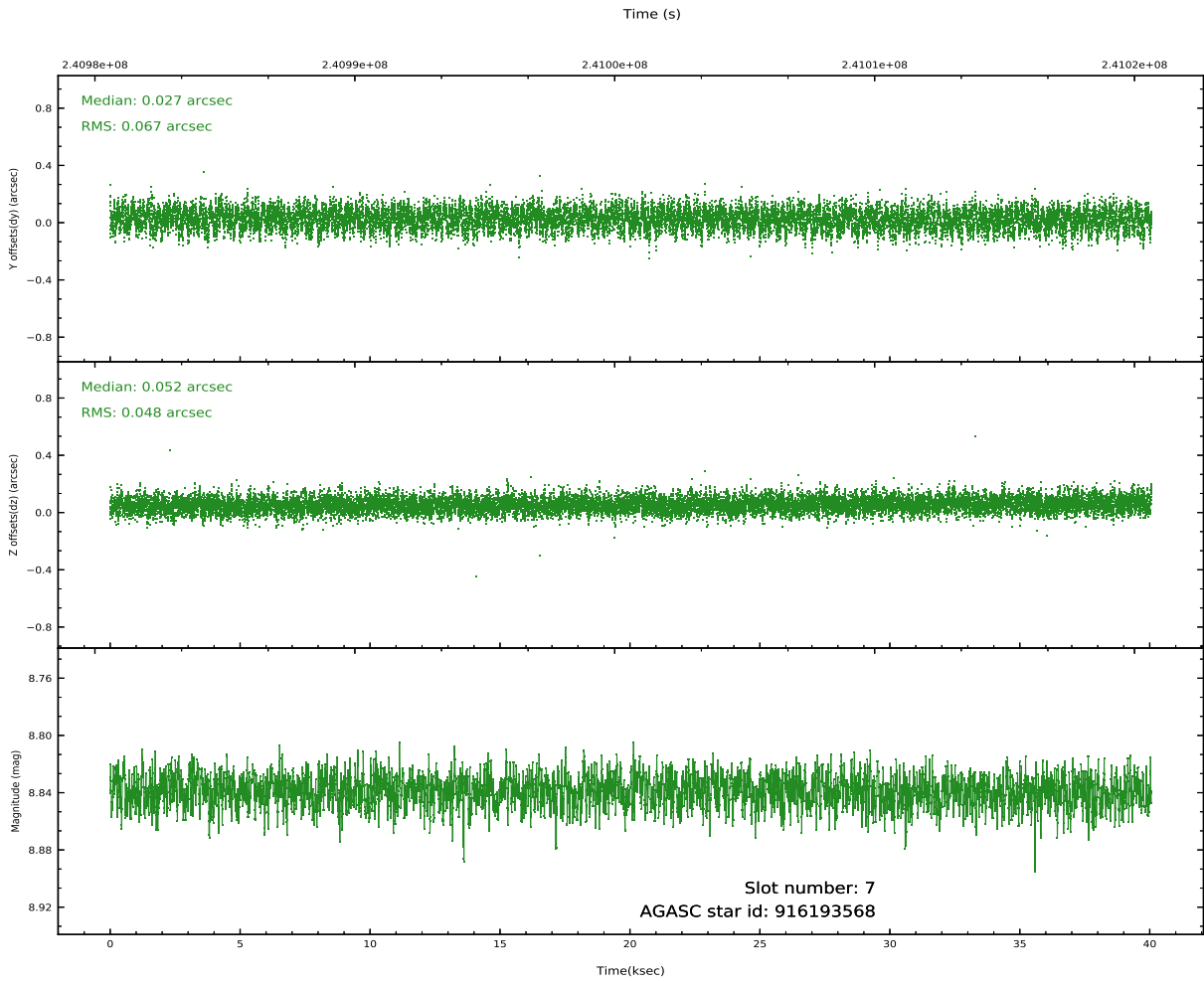
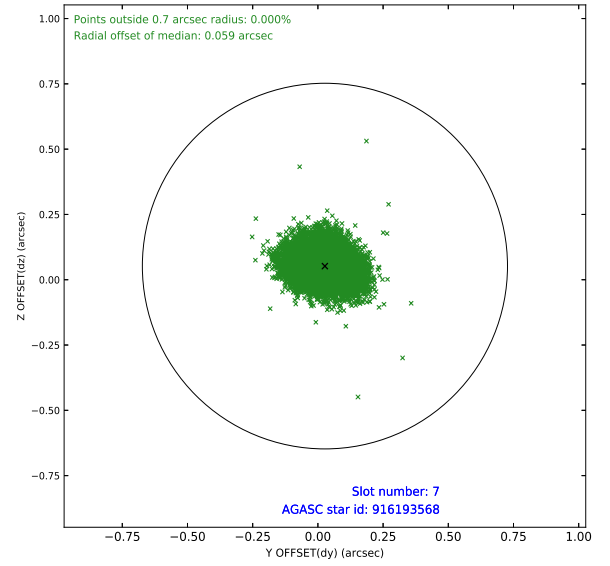
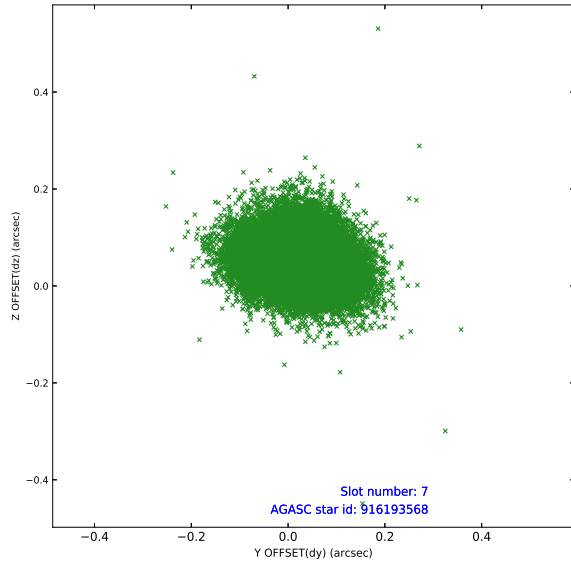
2.4.4 Slot 6



Time (s)

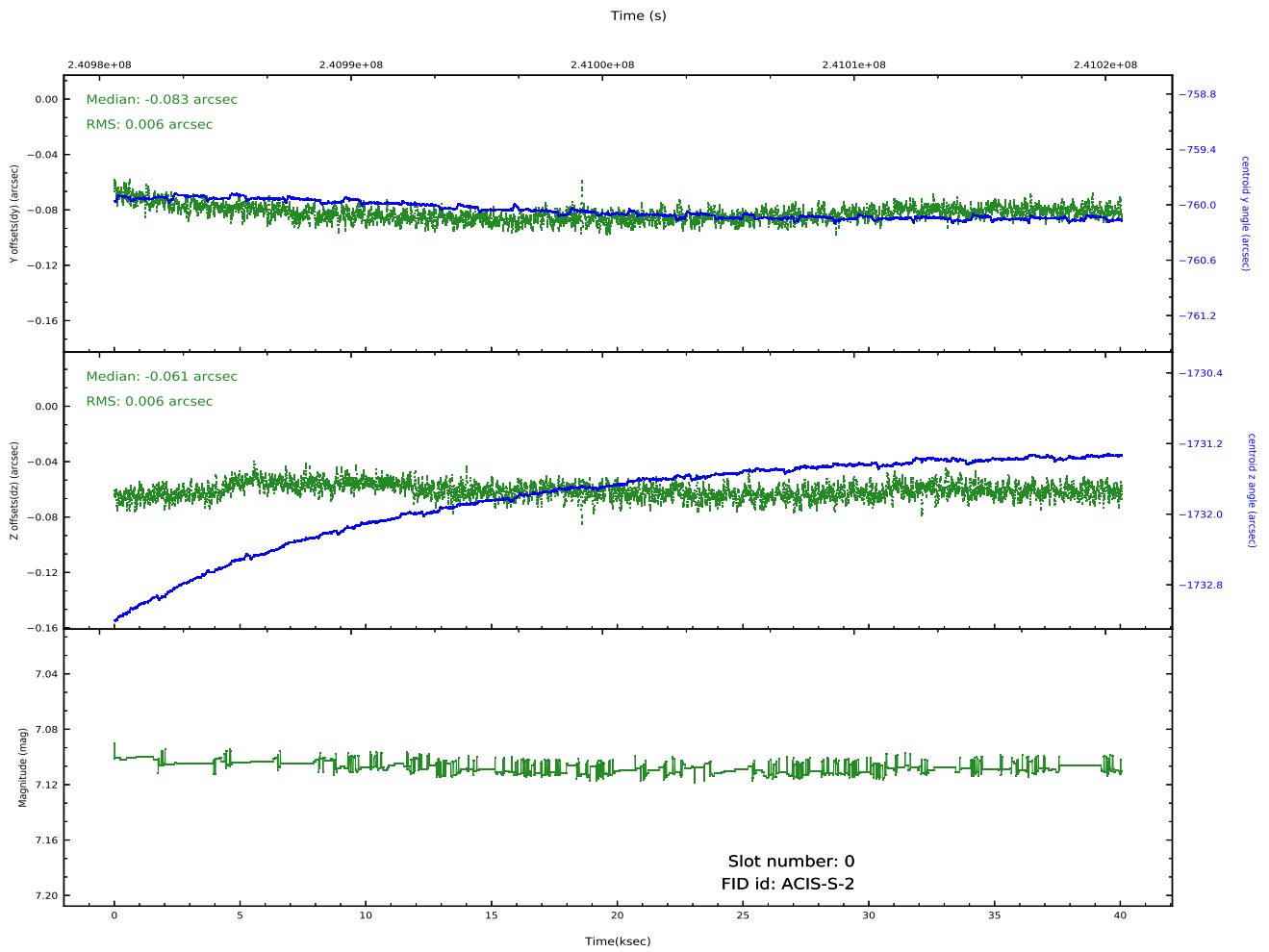
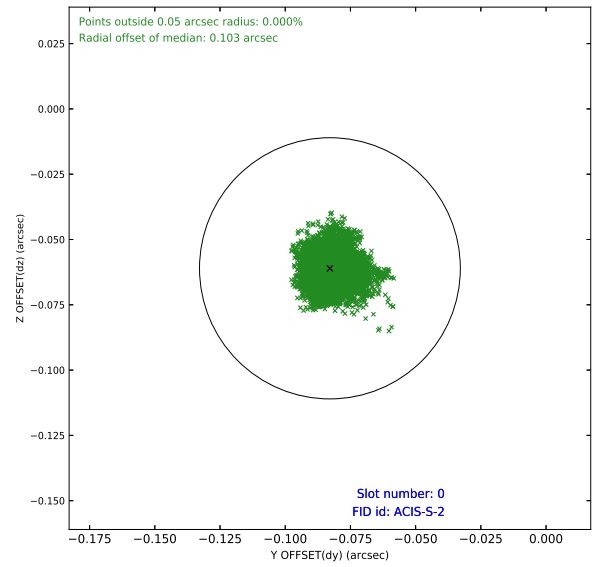
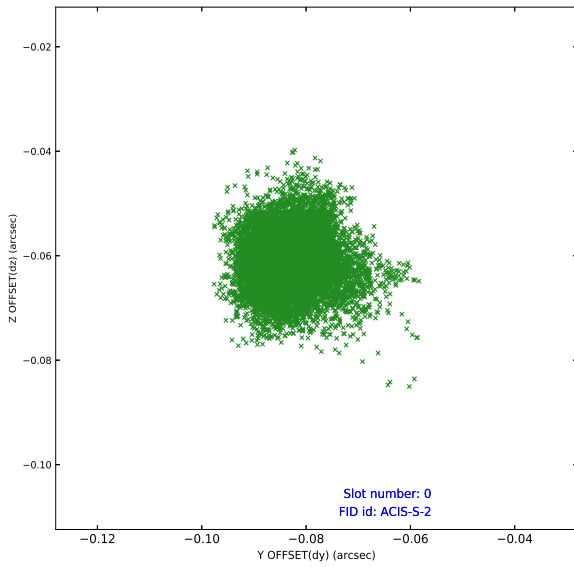


2.4.5 Slot 7

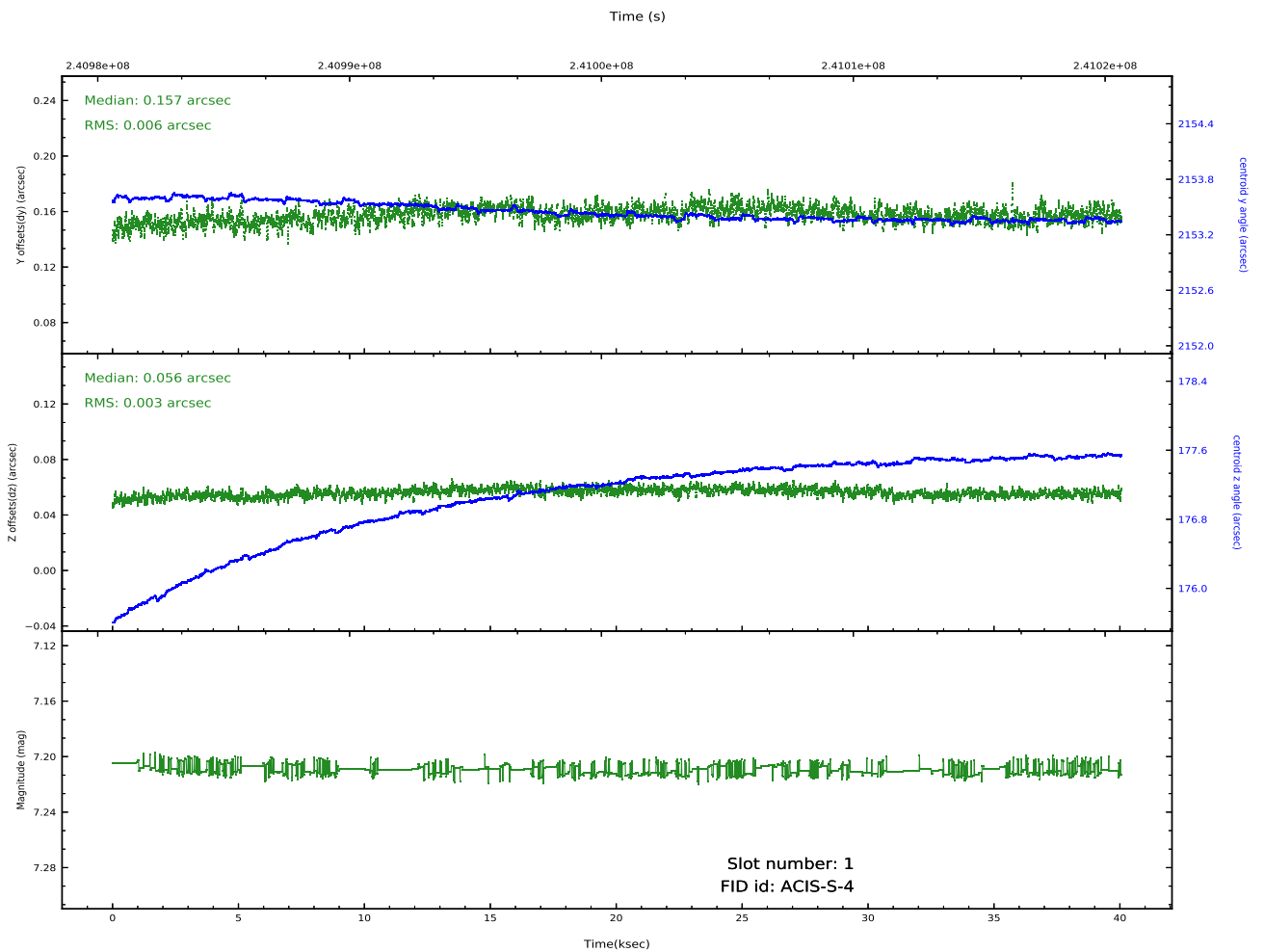
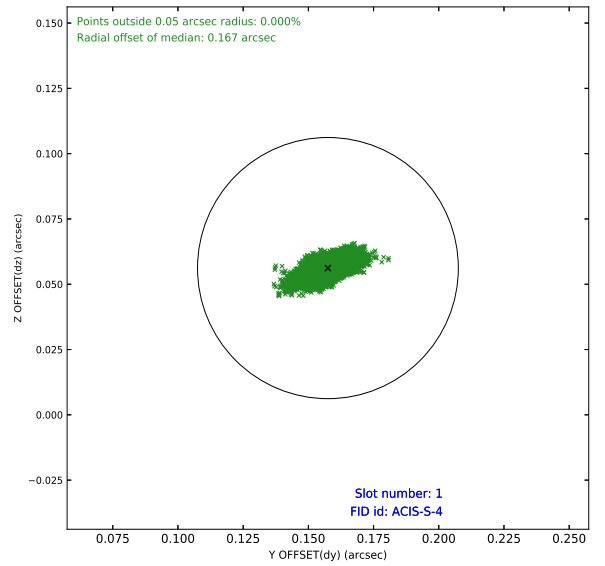
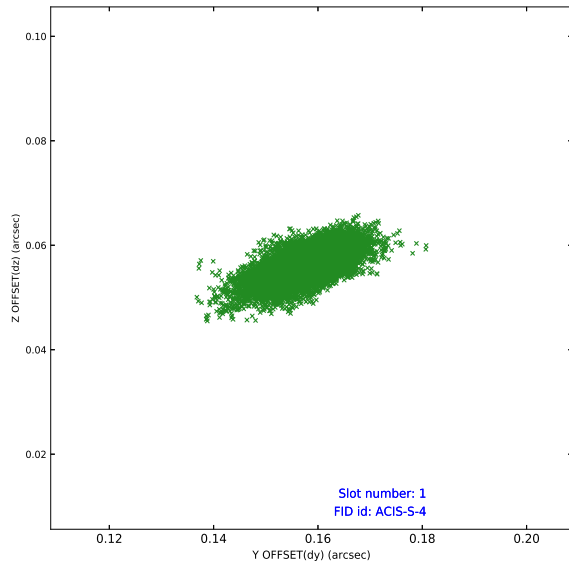


2.5 FID Slots

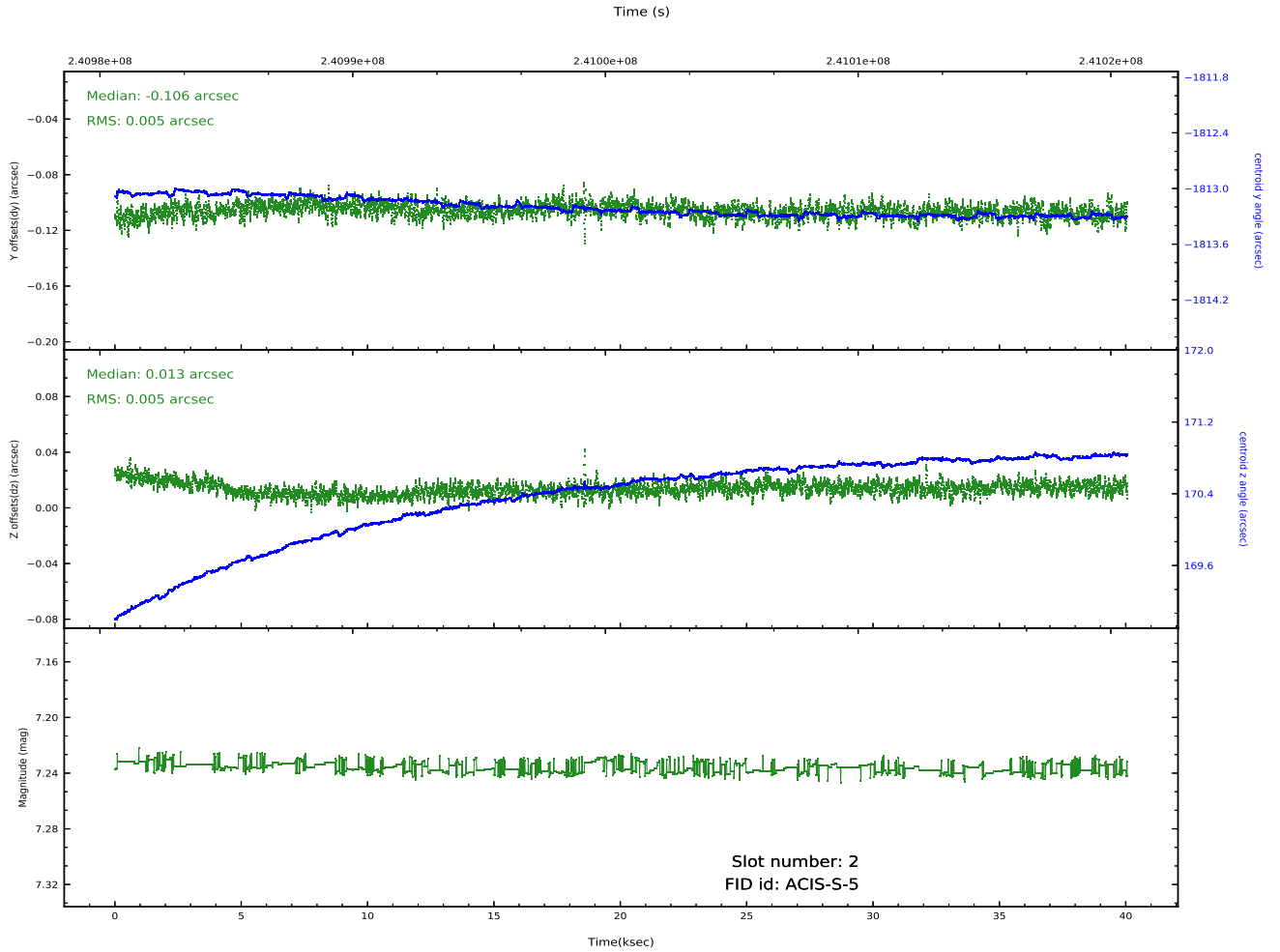
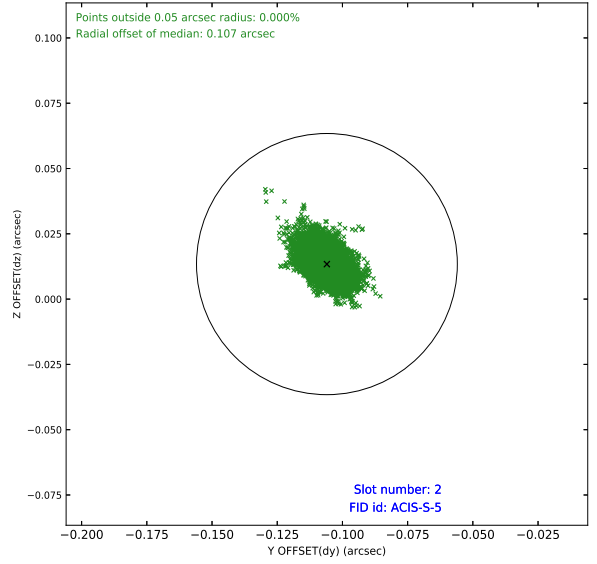
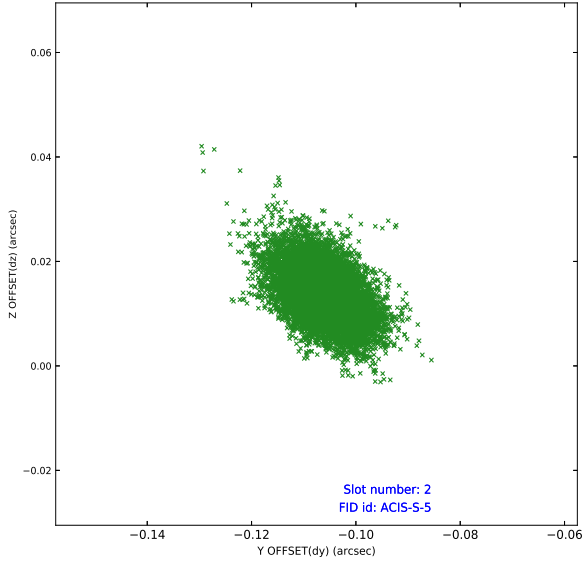
2.5.1 Slot 0



2.5.2 Slot 1



2.5.3 Slot 2



A Summary

A.1 Status

V&V Scientist	Jen Lauer
V&V Date (YYYY-MM-DD)	2020.10.13
V&V Edition	1
V&V Disposition and Status	OK
V&V Charge Time	40.05819

A.2 Comments