

V&V Reference Report

L2 ASCDS Version : 10.9.1

Observation 5724 - L2 Version 4
Chandra X-Ray Center

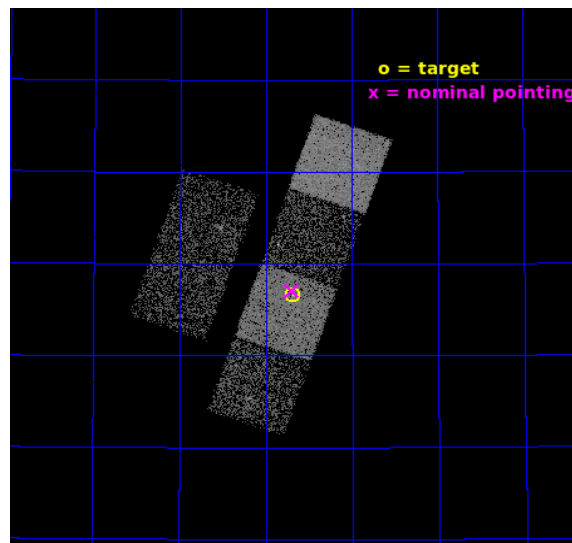
L2 Processing Date : Oct 5 2020

Contents

1	Front	2
2	OBI	3
2.1	OBI	3
2.1.1	Images	3
2.1.2	Bias	3
2.1.3	Parameters	4
2.1.4	Events	4
2.2	Compared Parameters	5
2.3	Aspect	6
2.4	Star Slots	9
2.4.1	Slot 3	9
2.4.2	Slot 4	10
2.4.3	Slot 5	11
2.4.4	Slot 6	12
2.4.5	Slot 7	13
2.5	FID Slots	14
2.5.1	Slot 0	14
2.5.2	Slot 1	15
2.5.3	Slot 2	16
A	Summary	17
A.1	Status	17
A.2	Comments	17

1 Front


seq_num	701146	Sequence number
obs_id	5724	Observation id
title	What kind of Jets does Nature make? X-ray characterization of the FIRST Flat Spectrum Sample	Proposal title
observer	Dr. Giovanni Fossati	Principal investigator
object	S4 0929+533	Source name
dtcycle	0	
cycle	P	events from which exps? Prim/Second/Both
ra_targ	143.17125	Observer's specified target RA [deg]
dec_targ	53.109361	Observer's specified target Dec [deg]
ra_nom	143.17461361094	Nominal RA [deg]
dec_nom	53.117950781368	Nominal Dec [deg]
roll_nom	109.30285830643	Nominal Roll [deg]
revision	4	Processing version of data
ontime	5957.2761820853	Sum of GTIs [s]
livetime	5881.8415640266	Livetime [s]
ontime2	5957.3172220886	Sum of GTIs [s]
ontime3	5957.1530620754	Sum of GTIs [s]
ontime5	5957.235142082	Sum of GTIs [s]
ontime6	5957.1941020787	Sum of GTIs [s]
ontime7	5957.2761820853	Sum of GTIs [s]
ontime8	5957.1120221019	Sum of GTIs [s]
l2events	36027	Number of level 2 events




2 OBI

2.1 OBI

2.1.1 Images



2.1.2 Bias



2.1.3 Parameters

obi_num	0	Obi number	sched_exp_time	6000.000000	[s] Scheduled observation exposure time
ascdsver	10.9.1	Processing system revision	ontime	5957.2761820853	Sum of GTIs [s]
caldbver	4.9.2	 	ontime2	5957.3172220886	Sum of GTIs [s]
date	2020-10-05T17:53:22	Date and time of file creation	ontime3	5957.1530620754	Sum of GTIs [s]
revision	4	Processing version of data	ontime5	5957.235142082	Sum of GTIs [s]
			ontime6	5957.1941020787	Sum of GTIs [s]
			ontime7	5957.2761820853	Sum of GTIs [s]
			ontime8	5957.1120221019	Sum of GTIs [s]
			l1events	190545	Number of level 1 events

2.1.4 Events

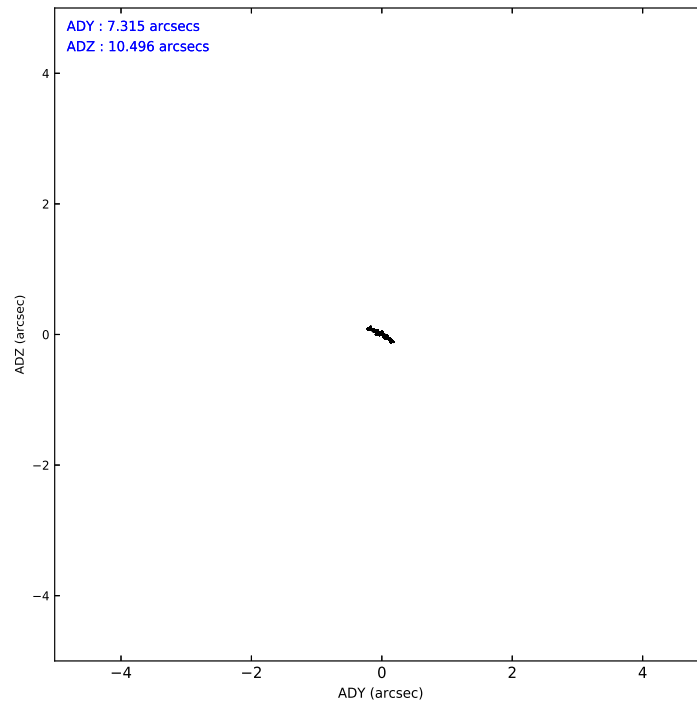
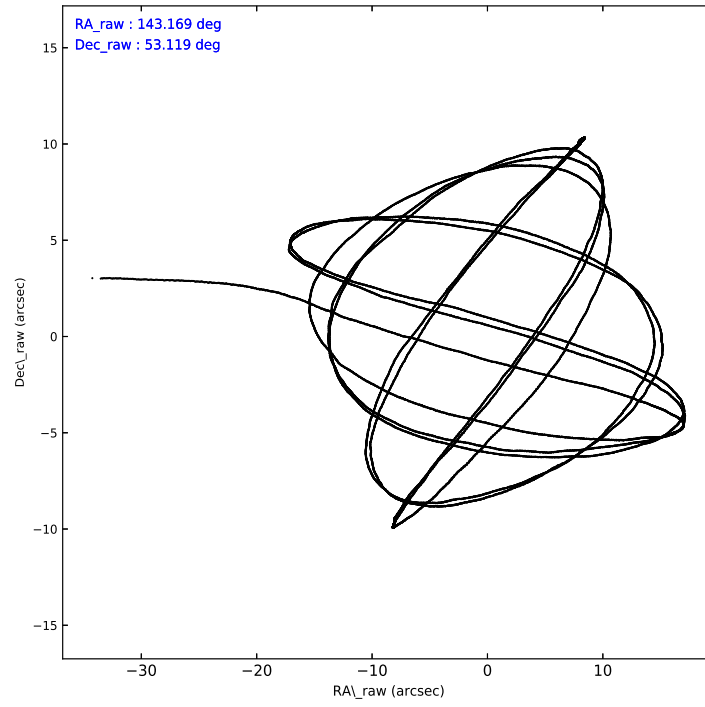
	ccd 2	ccd 3	ccd 5	ccd 6	ccd 7	ccd 8
level 1 events	36401	32918	31016	32584	19117	38509
rejected events	33537	30374	11382	29446	7831	29185
rejected %	92%	92%	36%	90%	40%	75%

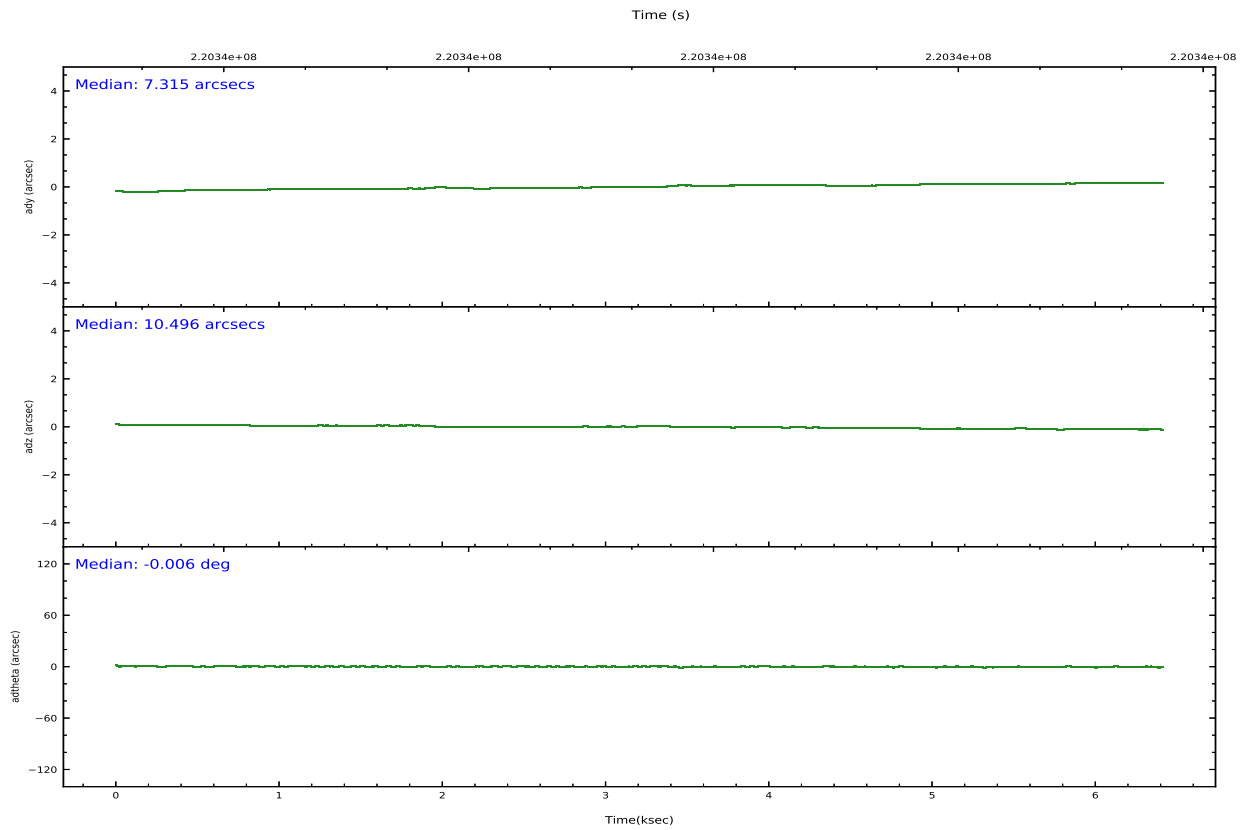
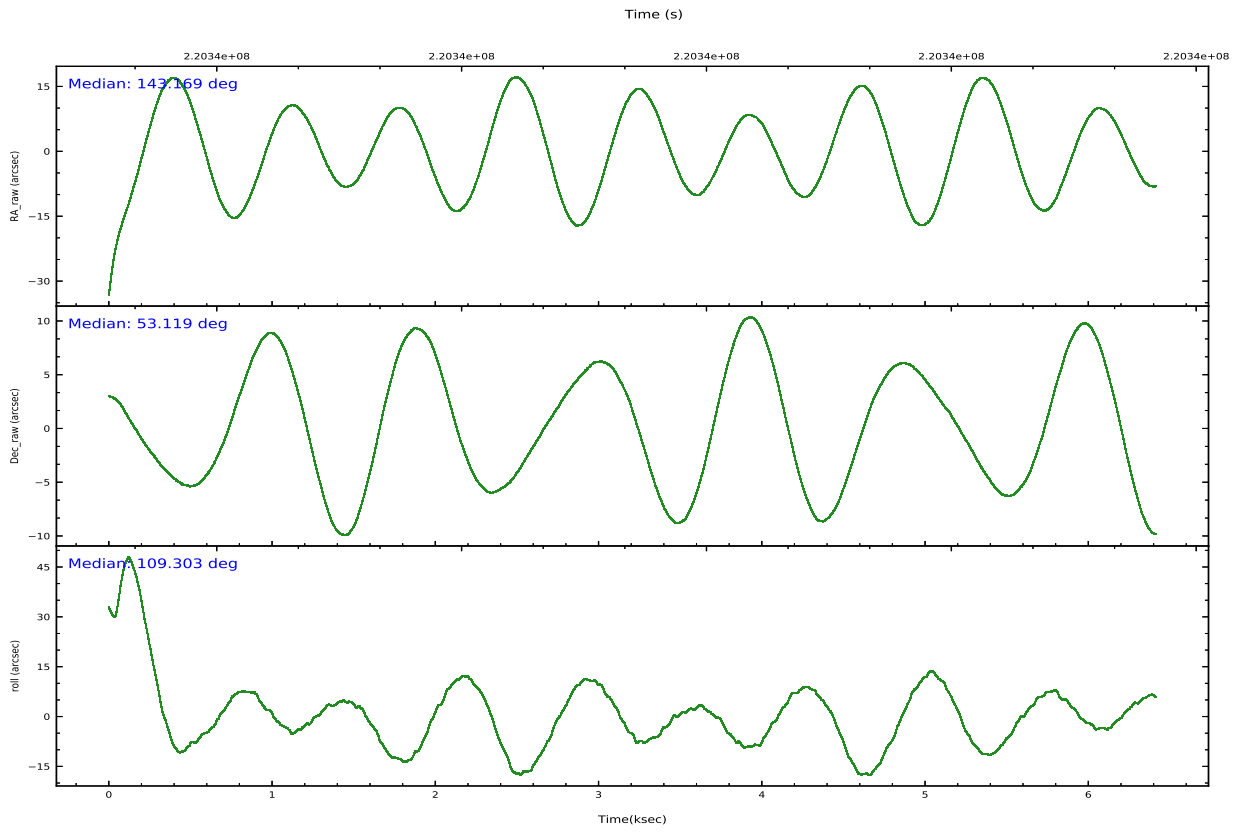
	ccd 2	ccd 3	ccd 5	ccd 6	ccd 7	ccd 8
grade 0 events	1161	1040	4569	1364	1513	2932
	3%	3%	14%	4%	7%	7%
grade 1 events	16	14	41	21	36	24
	0%	0%	0%	0%	0%	0%
grade 2 events	713	554	5576	635	2764	2048
	1%	1%	17%	1%	14%	5%
grade 3 events	290	278	1005	343	1185	1117
	0%	0%	3%	1%	6%	2%
grade 4 events	307	279	940	323	1213	991
	0%	0%	3%	0%	6%	2%
grade 5 events	601	607	2403	658	1961	1098
	1%	1%	7%	2%	10%	2%
grade 6 events	395	395	7565	476	4624	2250
	1%	1%	24%	1%	24%	5%
grade 7 events	32918	29751	8917	28764	5821	28049
	90%	90%	28%	88%	30%	72%

2.2 Compared Parameters

Parameter	Planned	Actual	Parameter	Planned	Actual
Instrument	ACIS	ACIS	Obspar version number	8	8
Detector	ACIS-235678	ACIS-235678	Obspar file type	PREDICTED	ACTUAL
Grating	NONE	NONE	Obspar update status	NONE	UPDATED
Data mode	VFAINT	VFAINT	Number of optional ACIS chips dropped	0	0
Observation mode	POINTING	POINTING	On-chip summing requested	N	N
[deg] Pointing RA	143.203468	143.17461361094	Subarray requested	NONE	NONE
[deg] Pointing Dec	53.101427	53.117950781368	Alternating exposures requested	N	N
[deg] Pointing Roll	109.122640	109.30285830643	[s] Primary exposure time	0.000000	3.2
[mm] SIM focus pos	-0.684267	-0.6828225247311905			
[mm] SIM defocus	0	0.001444936568705701			
[mm] SIM translation stage pos	-190.132523	-190.1400660498719			
[mm] SIM translation stage offset	0	0.00754346686406393			
[s] Observation start time (MET)	220337256.184000	220336176.39798			
Observation start date	2004-12-25T04:46:32	2004-12-25T04:29:36			
[s] Observation end time (MET)	220343256.184000	220343611.23582			
Observation end date	2004-12-25T06:26:32	2004-12-25T06:33:31			
Read mode	TIMED	TIMED			

2.3 Aspect





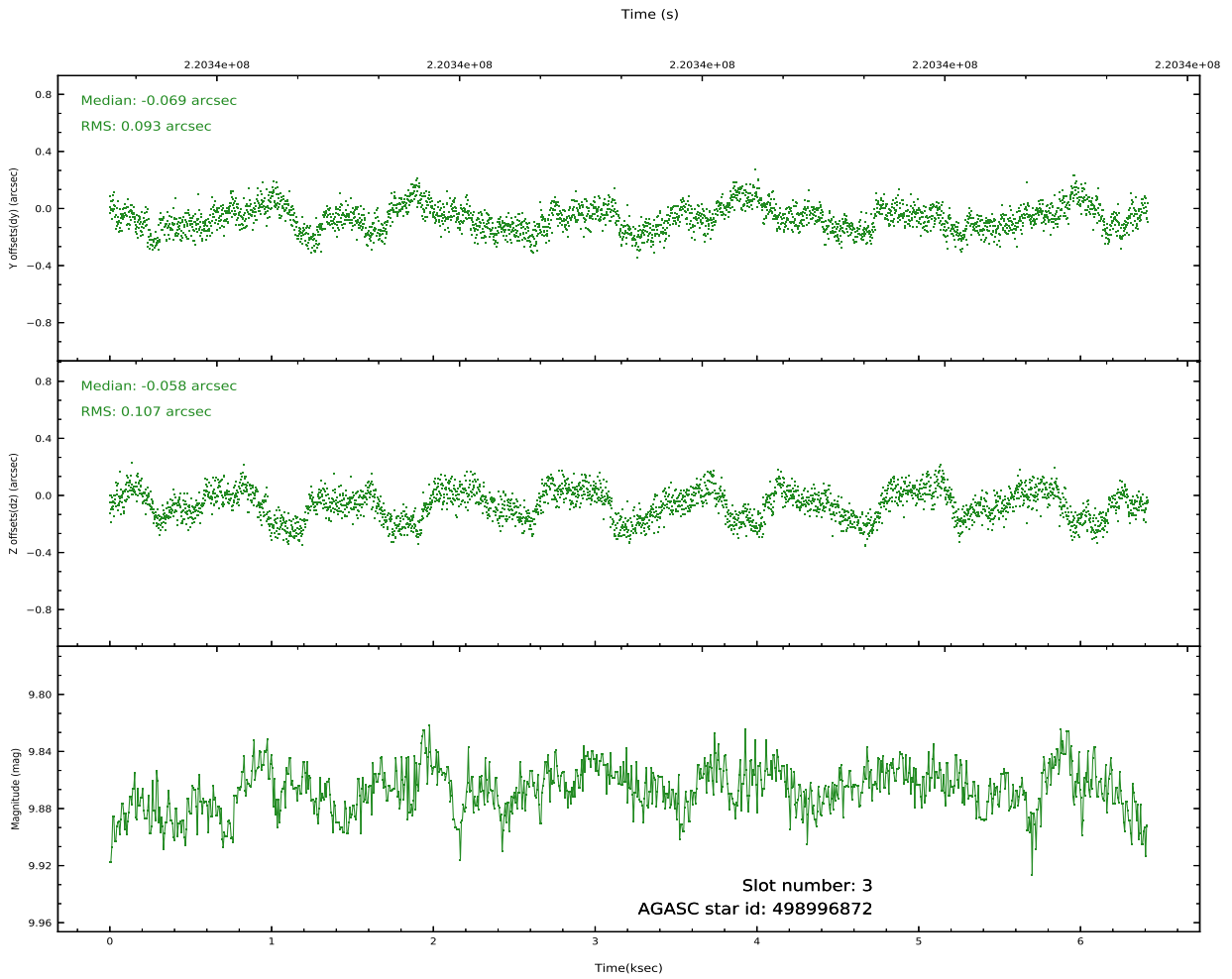
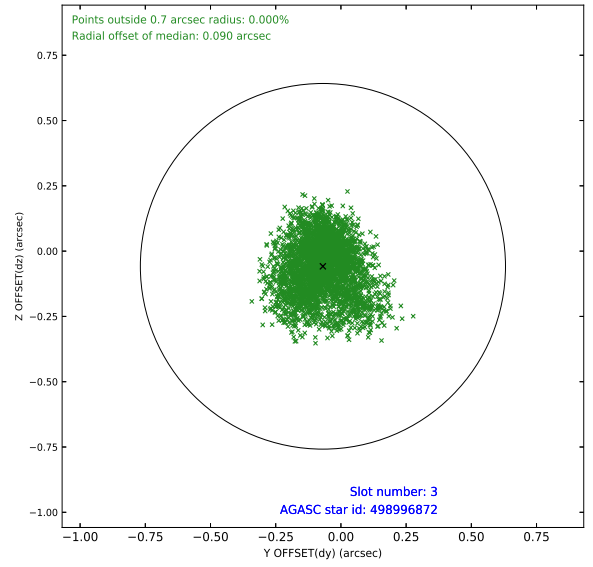
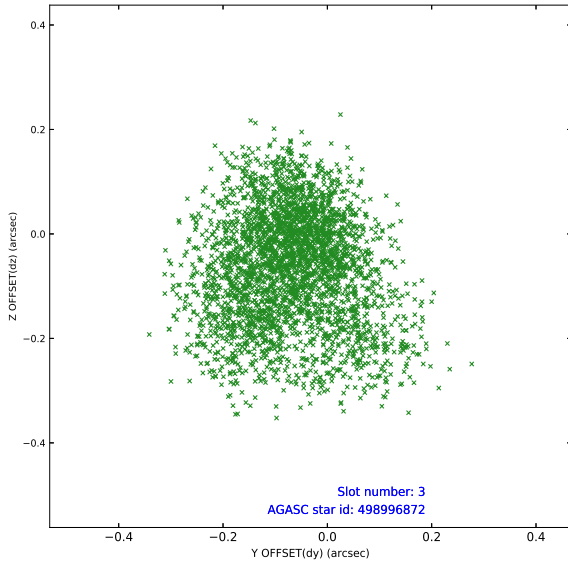
Slot Statistics

slot	status	used	id	mag	n_pts	frac_pts	med_dy	med_dz	dr1	dr2	ra	dec	mean_y	mea
0	FID		ACIS-S-2	7.10	1565	1.000	-0.082	-0.054	0.007	0.012	0.000000	0.000000	-760.09	-1731
1	FID		ACIS-S-4	7.21	1565	1.000	0.155	0.054	0.006	0.011	0.000000	0.000000	2152.93	175
2	FID		ACIS-S-5	7.23	1564	1.000	-0.104	0.009	0.008	0.012	0.000000	0.000000	-1811.85	170
3	GUIDE	used	498996872	9.87	3125	1.000	-0.069	-0.058	0.154	0.241	143.336185	52.754751	-1273.69	135
4	GUIDE	used	498997576	9.65	3129	1.000	0.093	0.008	0.093	0.156	143.133327	52.582652	-1714.66	756
5	GUIDE	used	498999296	9.32	3129	1.000	0.074	0.042	0.107	0.163	142.650492	52.789973	-661.31	1503
6	GUIDE	used	499000752	10.10	3129	1.000	-0.134	0.166	0.131	0.213	143.911753	53.783814	1834.73	-2229
7	GUIDE	used	499000840	9.50	3124	1.000	0.033	-0.147	0.096	0.155	142.512408	52.584730	-1255.20	2034

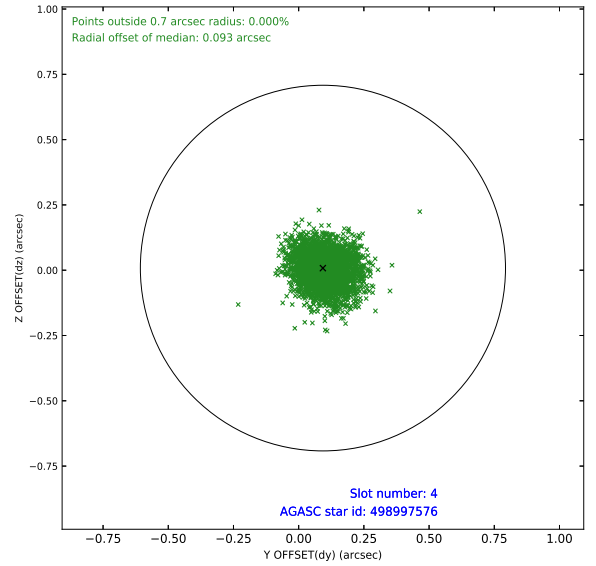
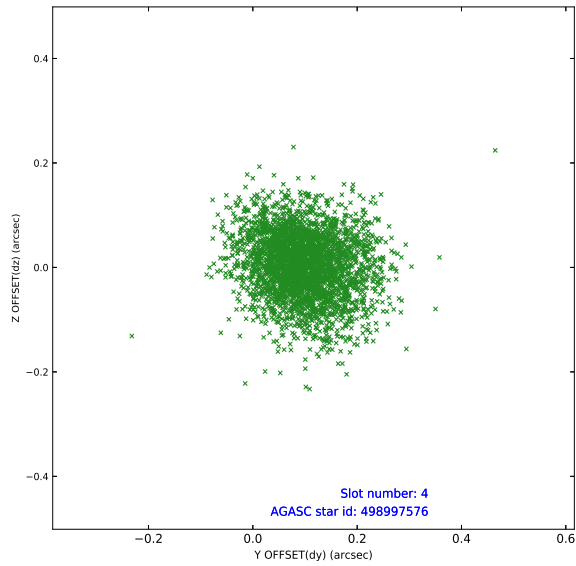
∞

2.4 Star Slots

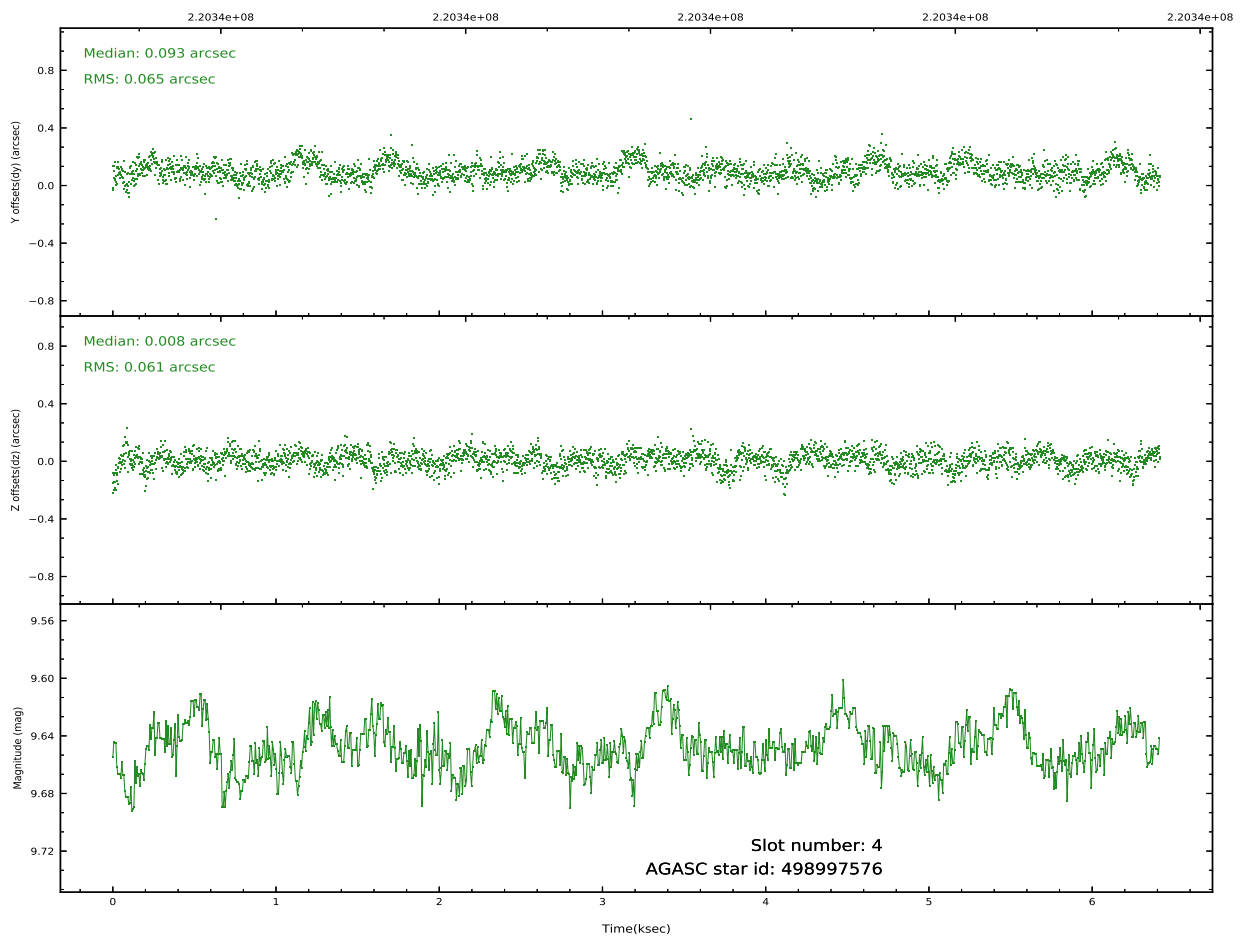
2.4.1 Slot 3



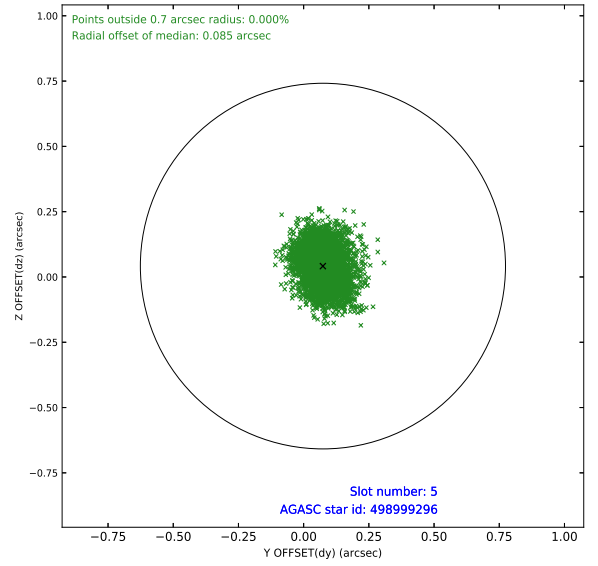
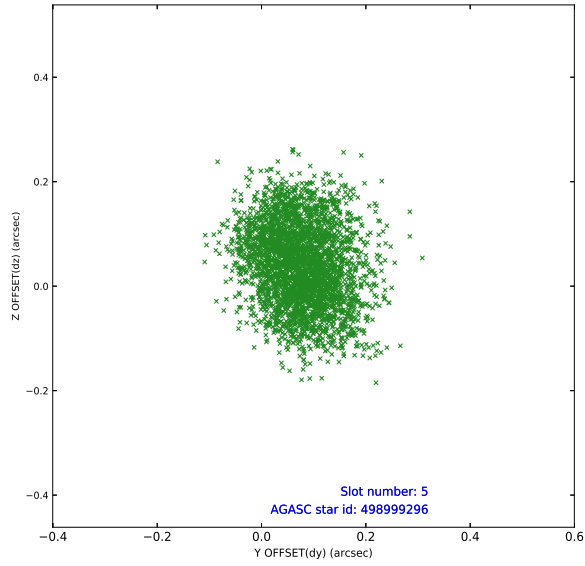
2.4.2 Slot 4



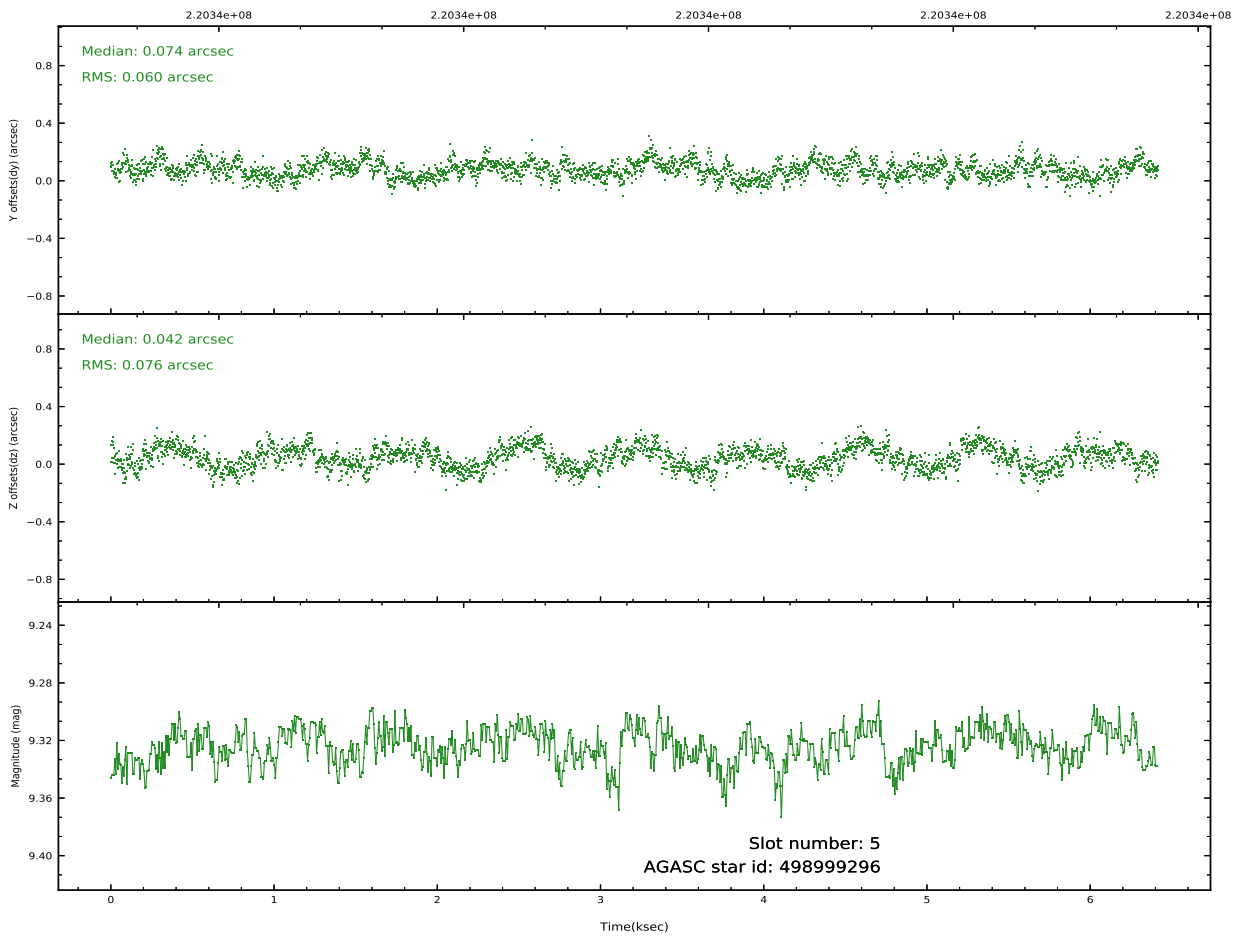
Time (s)



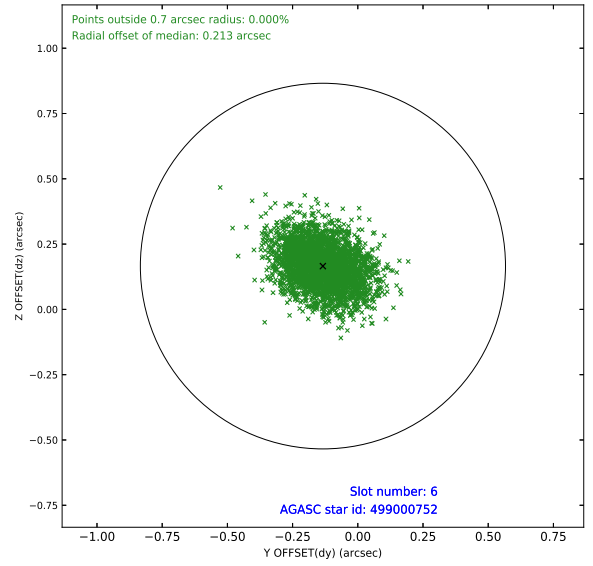
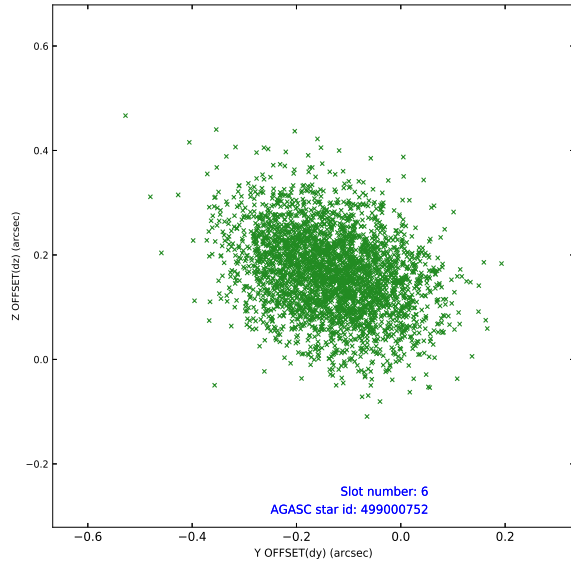
2.4.3 Slot 5



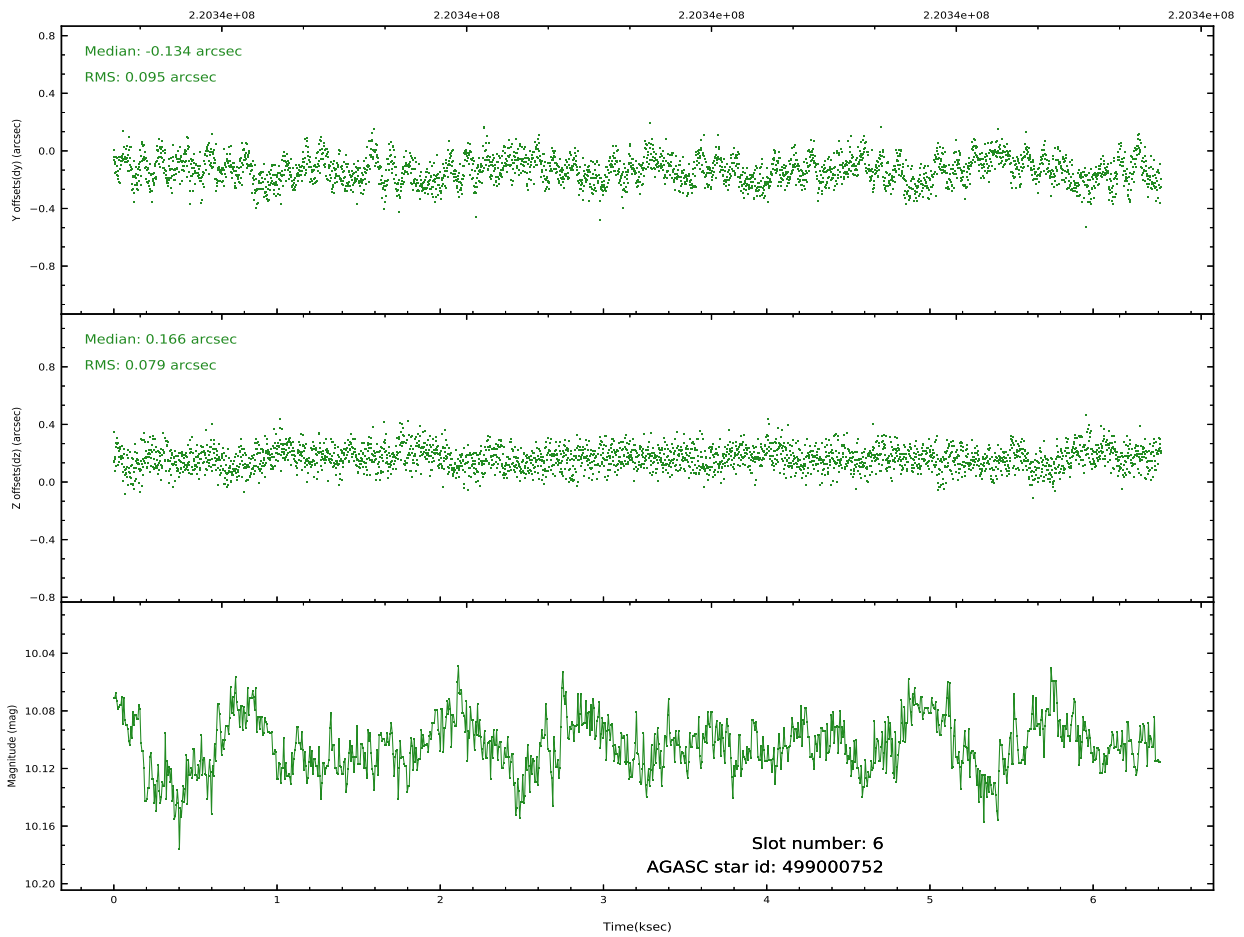
Time (s)



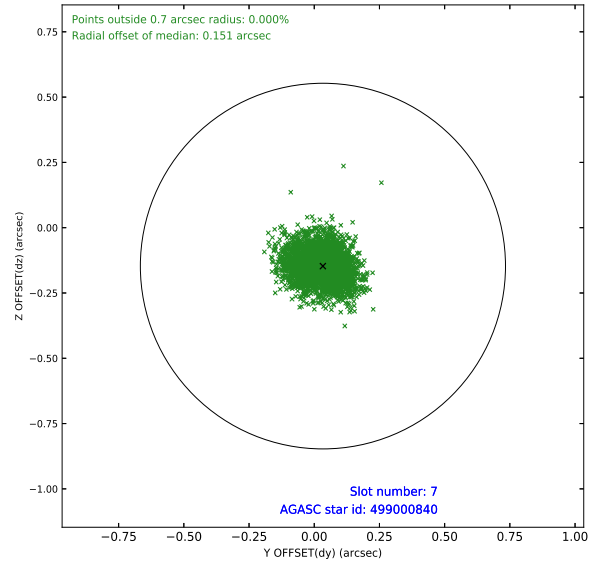
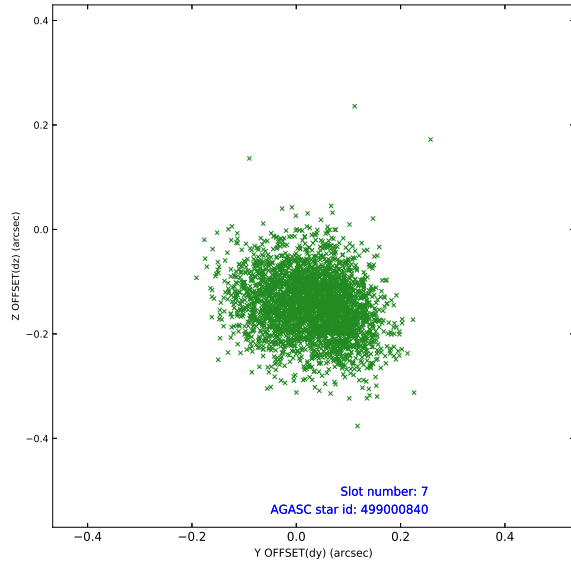
2.4.4 Slot 6



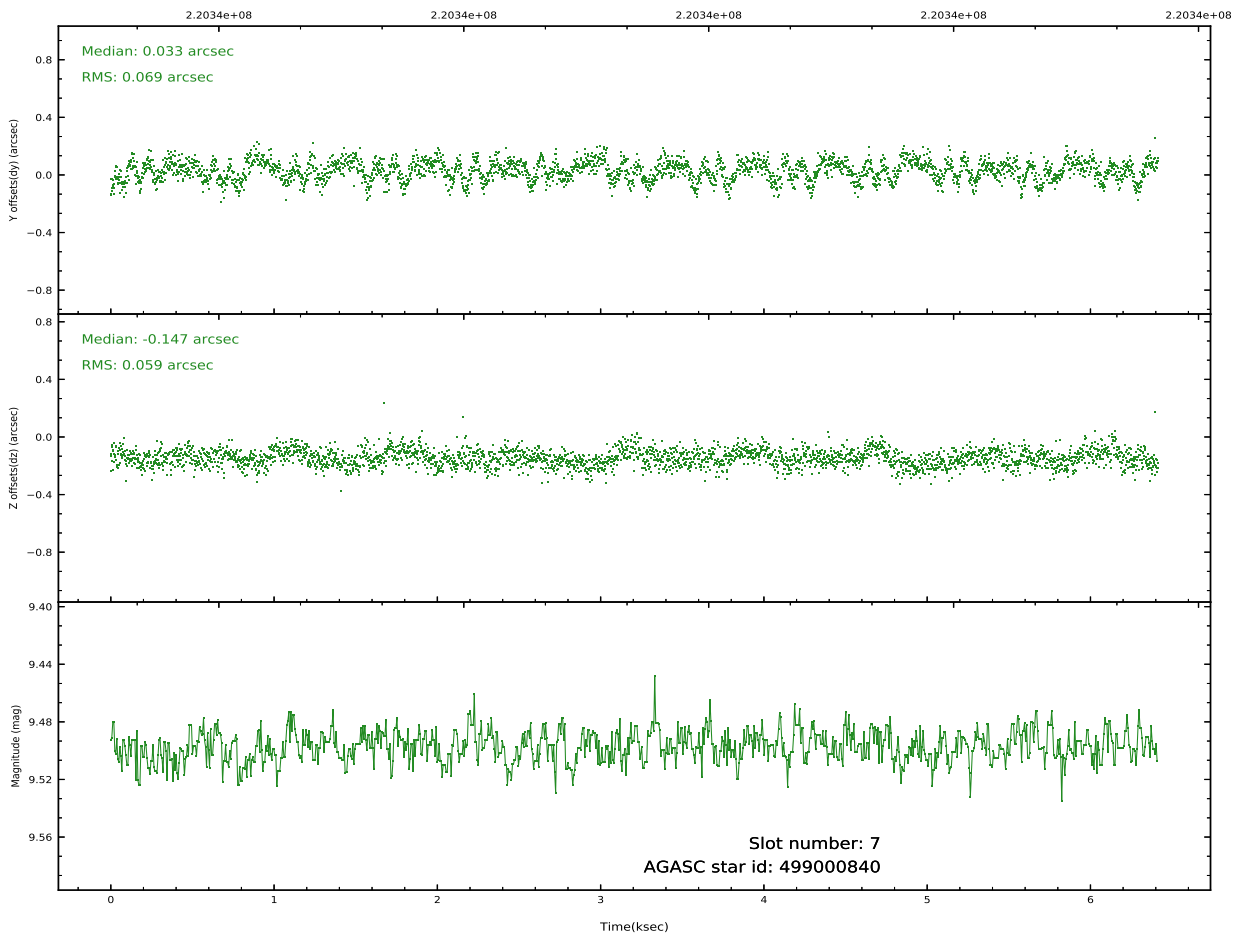
Time (s)



2.4.5 Slot 7

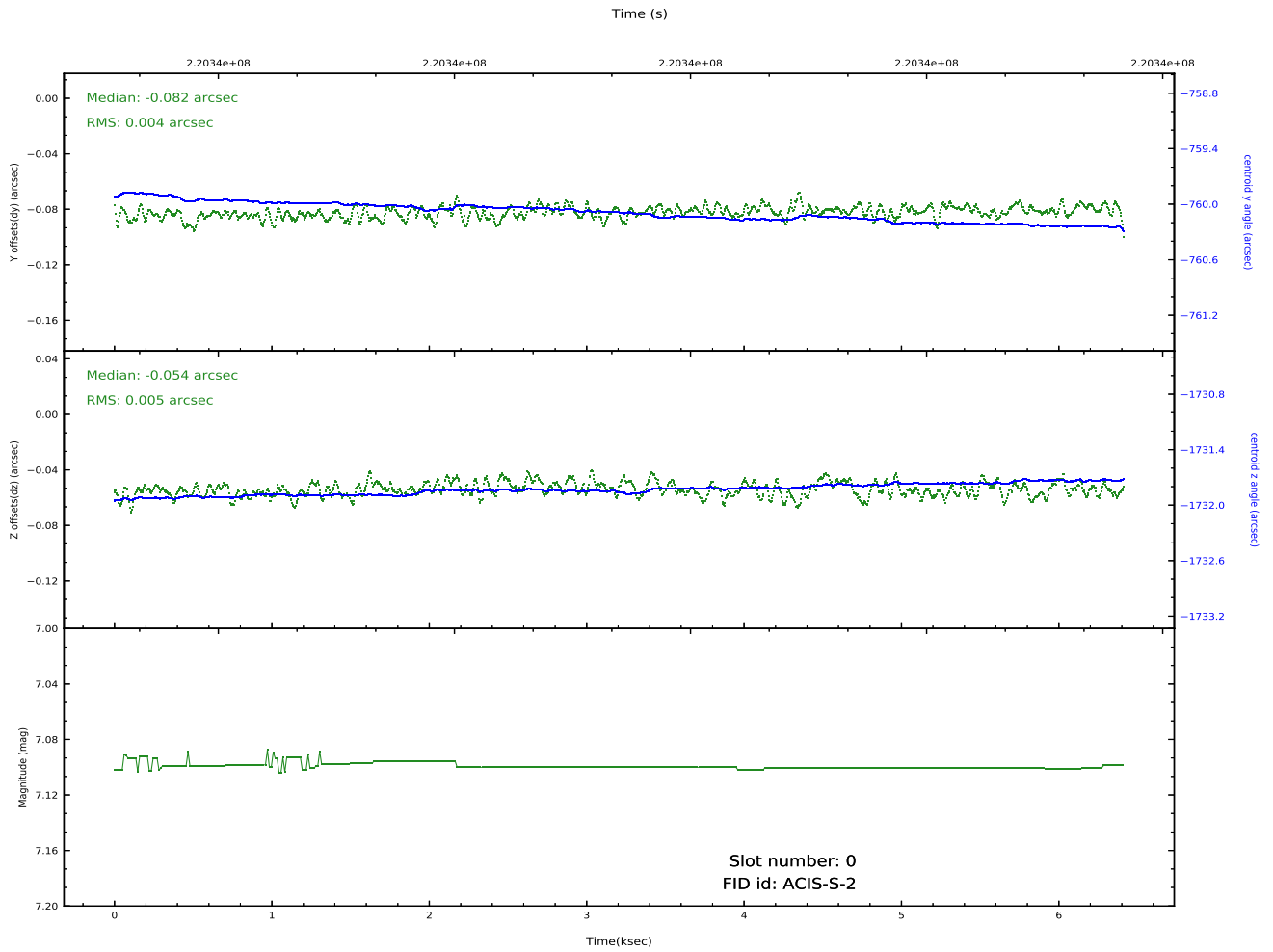
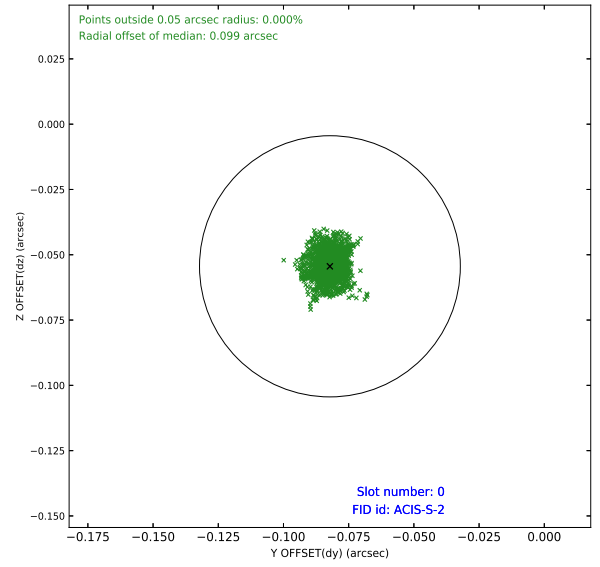
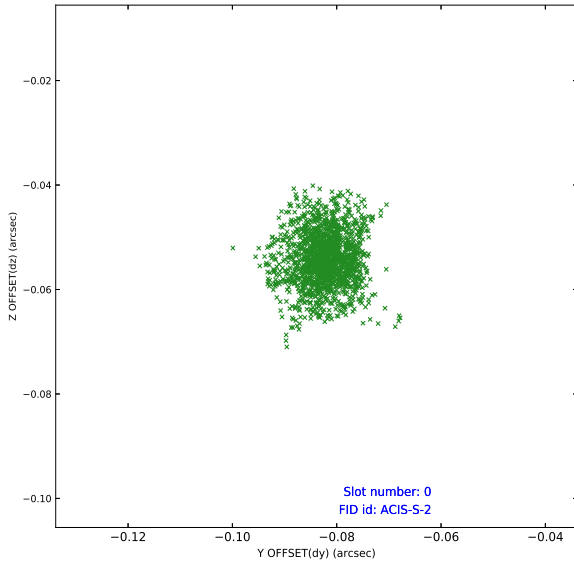


Time (s)

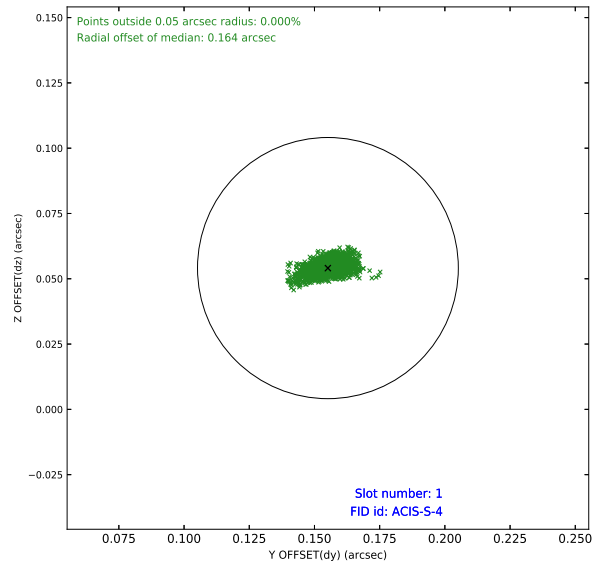
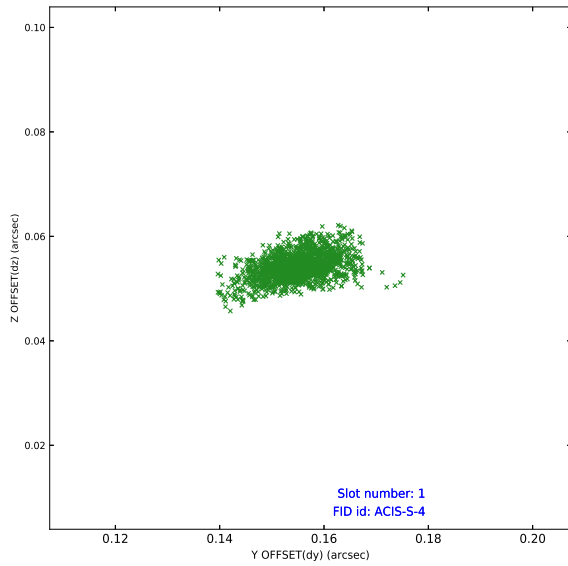


2.5 FID Slots

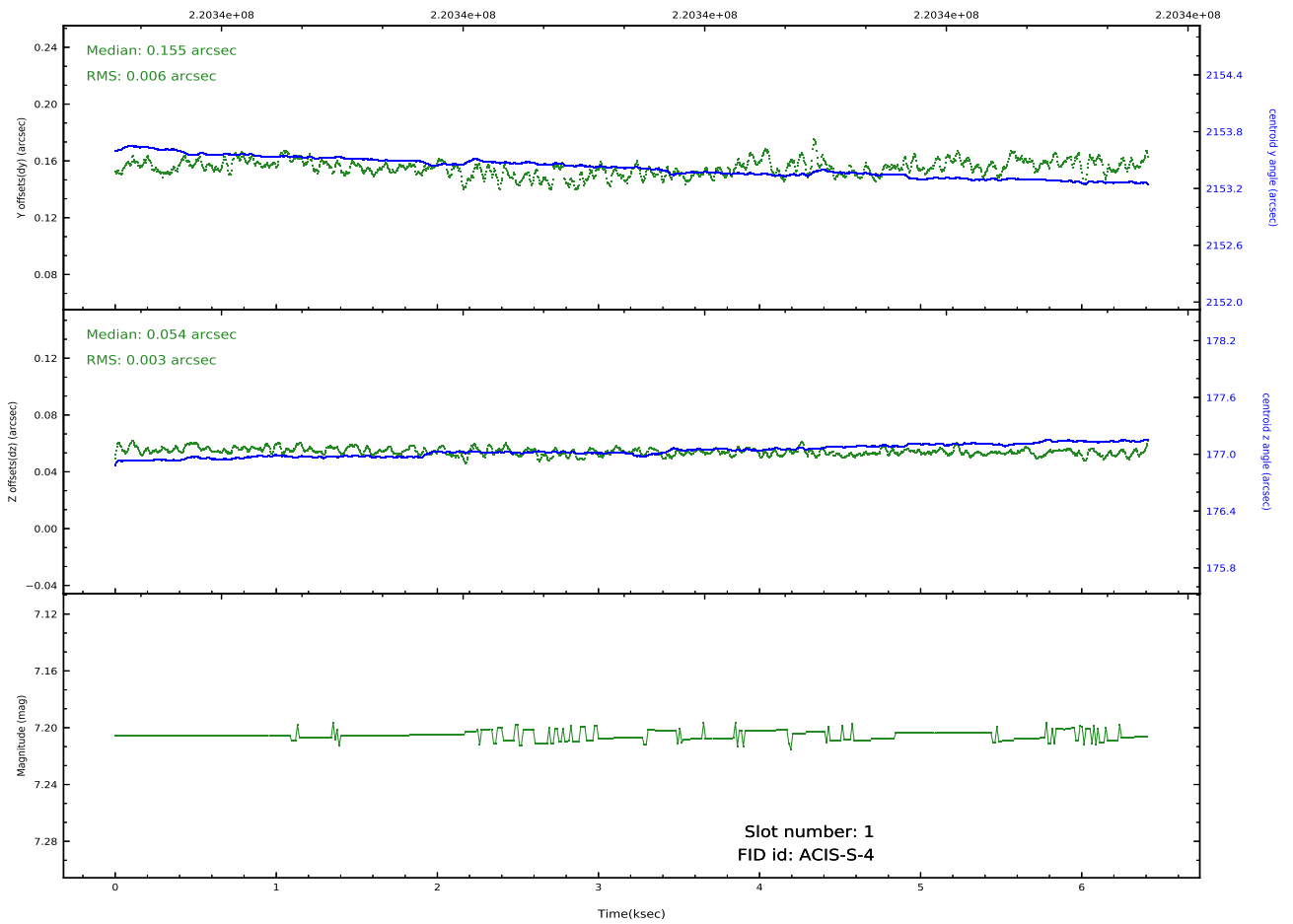
2.5.1 Slot 0



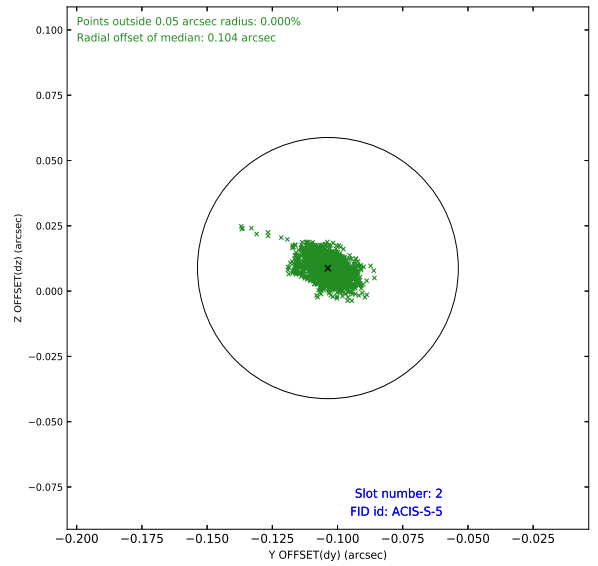
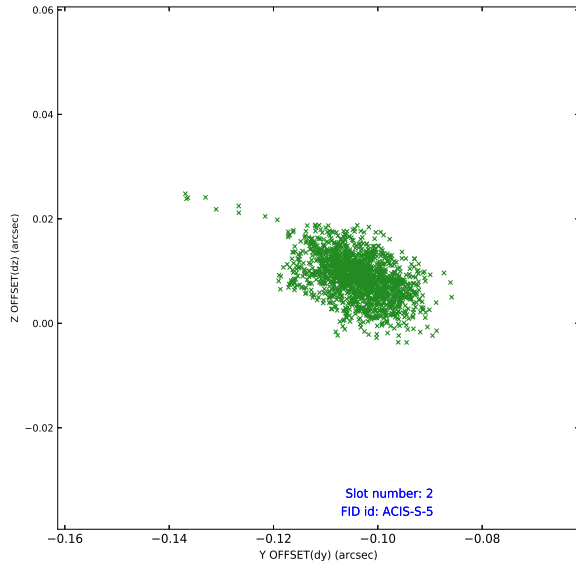
2.5.2 Slot 1



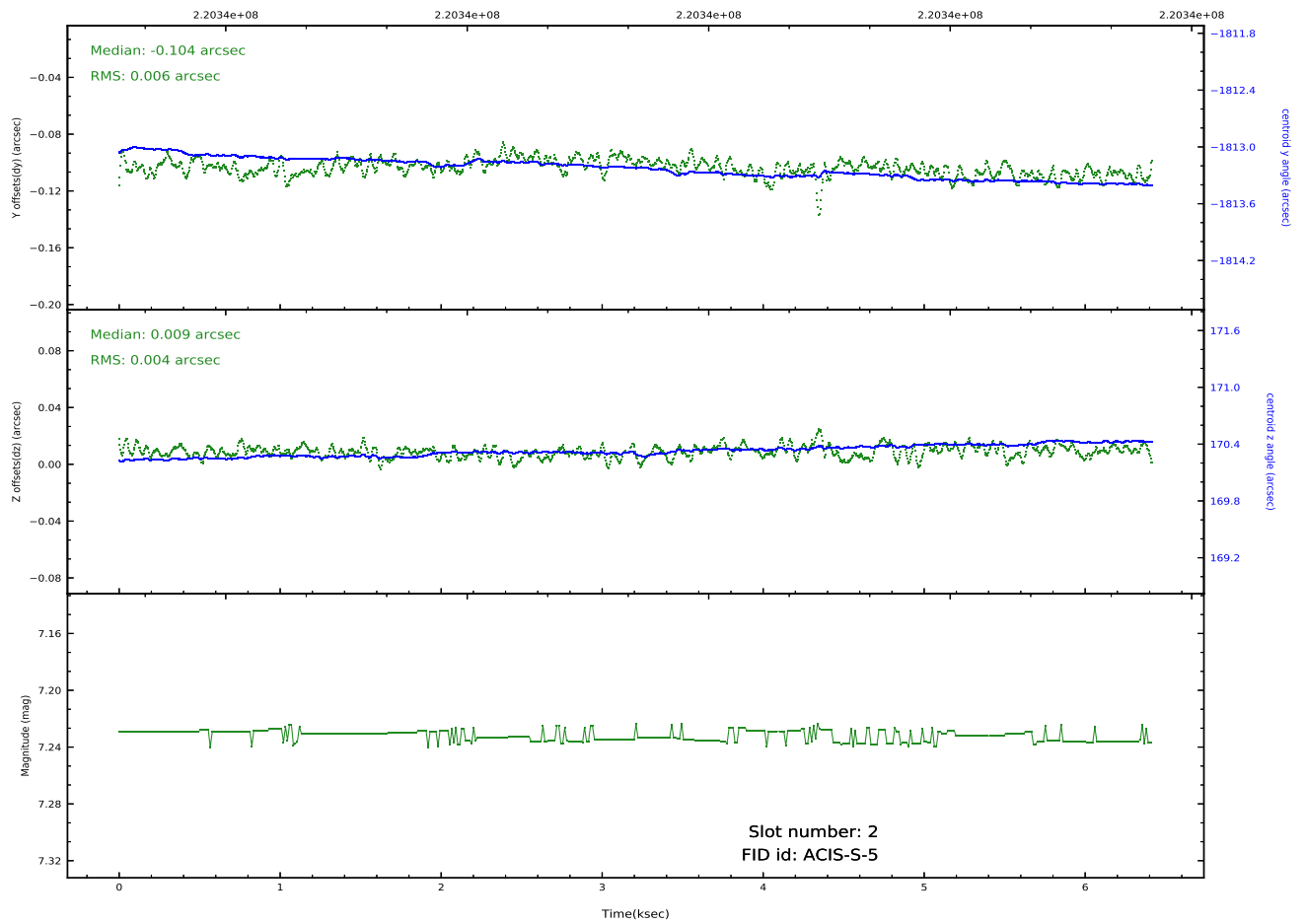
Time (s)



2.5.3 Slot 2



Time (s)



A Summary

A.1 Status

V&V Scientist	Beth Sundheim
V&V Date (YYYY-MM-DD)	2020.10.06
V&V Edition	1
V&V Disposition and Status	OK
V&V Charge Time	5.958399

A.2 Comments