

V&V Reference Report

L2 ASCDS Version : 10.9.1

Observation 6354 - L2 Version 4
Chandra X-Ray Center

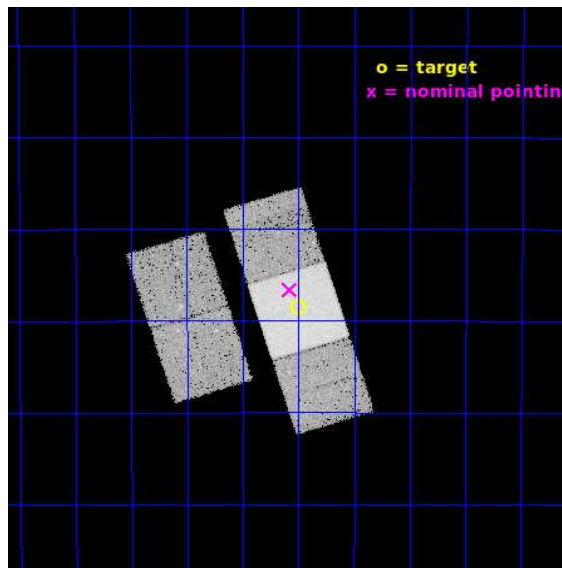
L2 Processing Date : Oct 9 2020

Contents

1	Front	2
2	OBI	3
2.1	OBI	3
2.1.1	Images	3
2.1.2	Bias	3
2.1.3	Parameters	4
2.1.4	Events	4
2.2	Compared Parameters	5
2.3	Aspect	6
2.4	Star Slots	9
2.4.1	Slot 3	9
2.4.2	Slot 4	10
2.4.3	Slot 5	11
2.4.4	Slot 6	12
2.4.5	Slot 7	13
2.5	FID Slots	14
2.5.1	Slot 0	14
2.5.2	Slot 1	15
2.5.3	Slot 2	16
A	Summary	17
A.1	Status	17
A.2	Comments	17

1 Front


seq_num	400472	Sequence number
obs_id	6354	Observation id
title	Confirmation of the Fading Afterglow From the Short Burst GRB 050709	
observer	Dr. Dale Frail	Principal investigator
object	GRB050709	Source name
dtycycle	0	
cycle	P	events from which exps? Prim/Second/Both
ra_targ	345.375	Observer's specified target RA [deg]
dec_targ	-38.975833	Observer's specified target Dec [deg]
ra_nom	345.39424532318	Nominal RA [deg]
dec_nom	-38.943700932489	Nominal Dec [deg]
roll_nom	72.548442053813	Nominal Roll [deg]
revision	4	Processing version of data
ontime	18283.799964815	Sum of GTIs [s]
livetime	18044.908657937	Livetime [s]
ontime2	18283.799964815	Sum of GTIs [s]
ontime3	18283.799964815	Sum of GTIs [s]
ontime6	18283.799964815	Sum of GTIs [s]
ontime7	18283.799964815	Sum of GTIs [s]
ontime8	18283.799964815	Sum of GTIs [s]
l2events	149667	Number of level 2 events




2 OBI

2.1 OBI

2.1.1 Images



2.1.2 Bias



2.1.3 Parameters

obi_num	0	Obi number	sched_exp_time	18107.313000	[s] Scheduled observation exposure time
ascdsver	10.9.1	Processing system revision	ontime	18283.799964815	Sum of GTIs [s]
caldbver	4.9.2	 	ontime2	18283.799964815	Sum of GTIs [s]
date	2020-10-09T14:05:31	Date and time of file creation	ontime3	18283.799964815	Sum of GTIs [s]
revision	4	Processing version of data	ontime6	18283.799964815	Sum of GTIs [s]
			ontime7	18283.799964815	Sum of GTIs [s]
			ontime8	18283.799964815	Sum of GTIs [s]
			l1events	862960	Number of level 1 events

2.1.4 Events

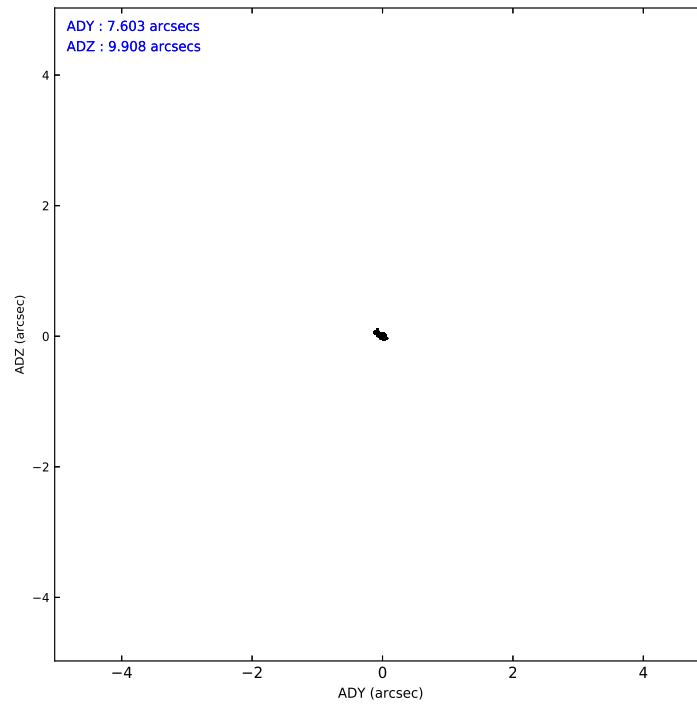
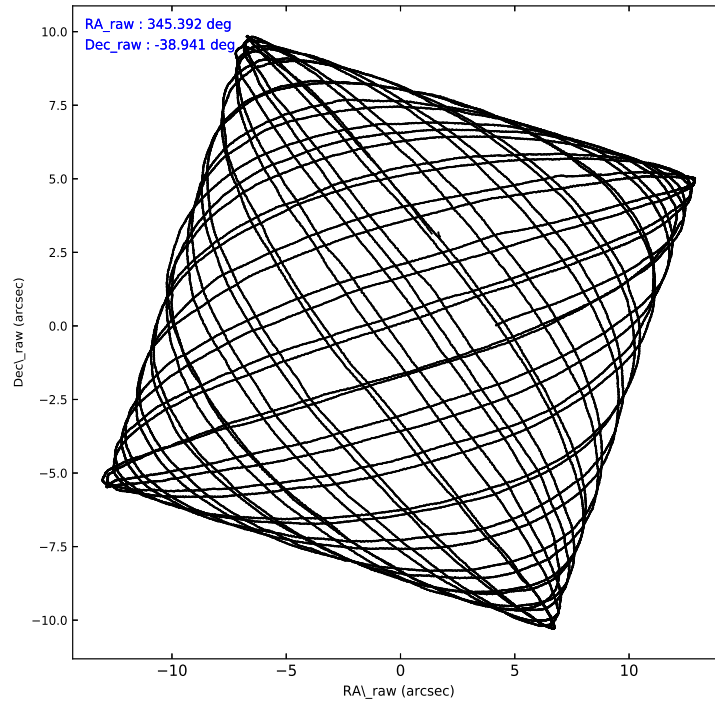
	ccd 2	ccd 3	ccd 6	ccd 7	ccd 8
level 1 events	153580	150306	154170	210029	194875
rejected events	135788	132244	135779	123664	152322
rejected %	88%	87%	88%	58%	78%

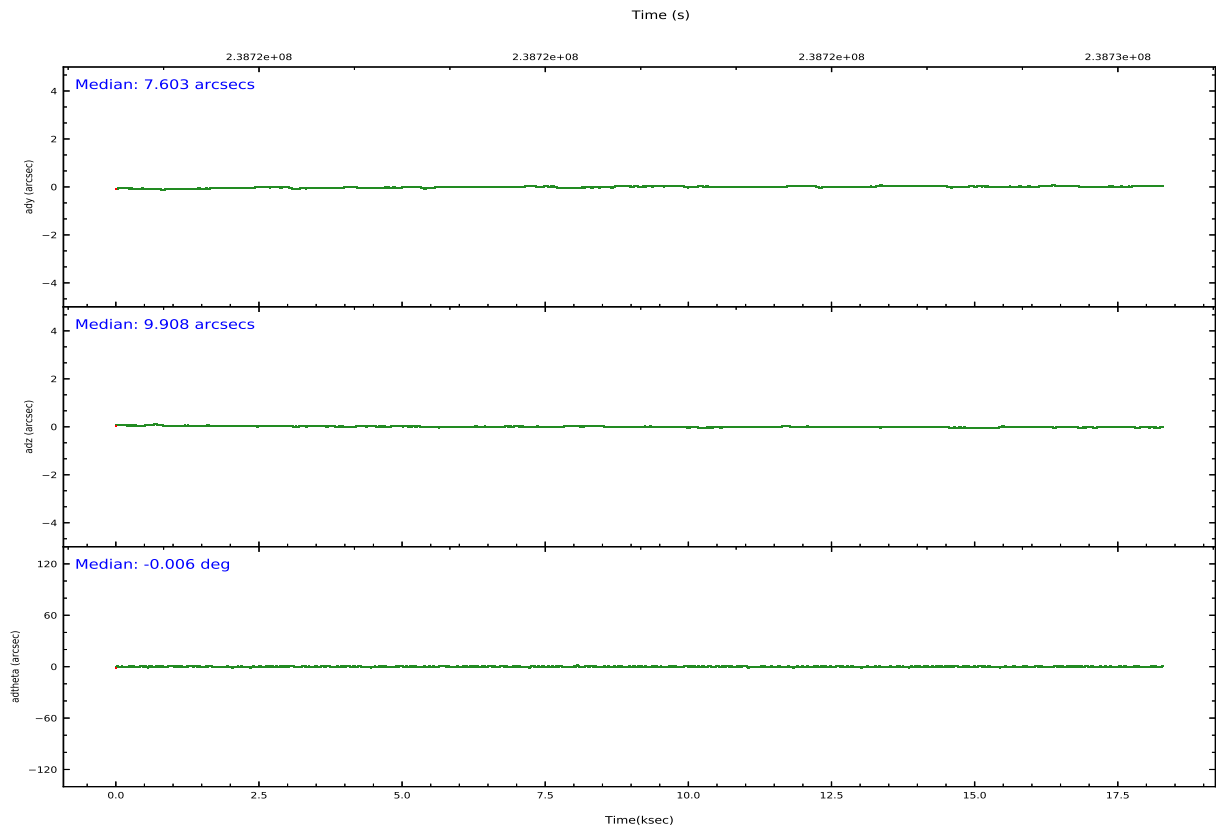
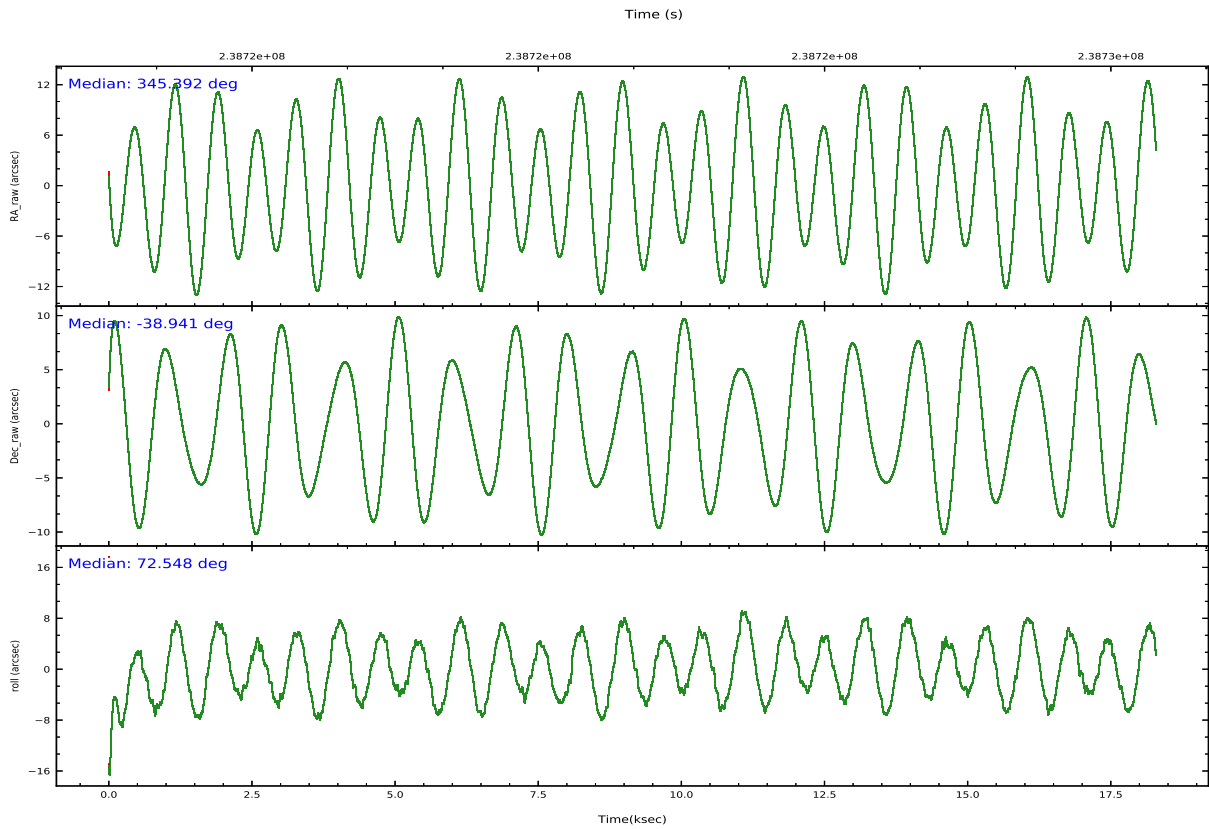
	ccd 2	ccd 3	ccd 6	ccd 7	ccd 8
grade 0 events	8431	8484	7526	8298	13958
	5%	5%	4%	3%	7%
grade 1 events	79	111	90	209	136
	0%	0%	0%	0%	0%
grade 2 events	3670	3596	4074	17938	9847
	2%	2%	2%	8%	5%
grade 3 events	1654	1763	1811	8035	4729
	1%	1%	1%	3%	2%
grade 4 events	1679	1755	1861	7870	4426
	1%	1%	1%	3%	2%
grade 5 events	5826	6953	7041	19714	9138
	3%	4%	4%	9%	4%
grade 6 events	3046	3204	3873	47701	11282
	1%	2%	2%	22%	5%
grade 7 events	129195	124440	127894	100264	141359
	84%	82%	82%	47%	72%

2.2 Compared Parameters

Parameter	Planned	Actual	Parameter	Planned	Actual
Instrument	ACIS	ACIS	Obspar version number	8	8
Detector	ACIS-23678	ACIS-23678	Obspar file type	PREDICTED	ACTUAL
Grating	NONE	NONE	Obspar update status	NONE	UPDATED
Data mode	VFAINT	VFAINT	Number of optional ACIS chips dropped	0	0
Observation mode	POINTING	POINTING	On-chip summing requested	N	N
[deg] Pointing RA	345.399660	345.39424532318	Subarray requested	NONE	NONE
[deg] Pointing Dec	-38.967226	-38.943700932489	Alternating exposures requested	N	N
[deg] Pointing Roll	72.394738	72.54844205381301	[s] Primary exposure time	0.000000	3.1
[mm] SIM focus pos	-0.684267	-0.6828225247311905			
[mm] SIM defocus	0	0.001444936568705701			
[mm] SIM translation stage pos	-190.132523	-190.1425803651734			
[mm] SIM translation stage offset	0	0.01005778216563158			
[s] Observation start time (MET)	238712683.184000	238711306.10776			
Observation start date	2005-07-25T21:03:39	2005-07-25T20:41:46			
[s] Observation end time (MET)	238730791.184000	238731012.75866			
Observation end date	2005-07-26T02:05:27	2005-07-26T02:10:12			
Read mode	TIMED	TIMED			

2.3 Aspect





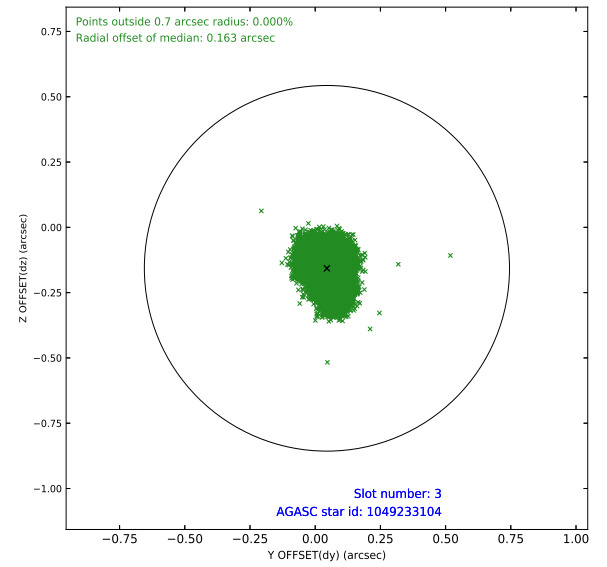
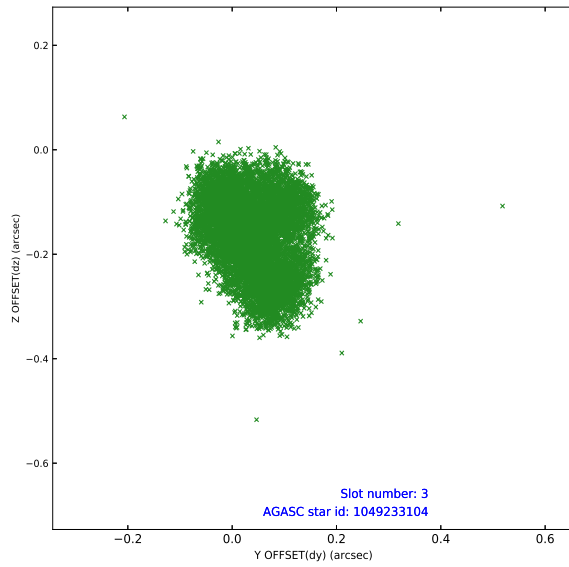
Slot Statistics

slot	status	used	id	mag	n_pts	frac_pts	med_dy	med_dz	dr1	dr2	ra	dec	mean_y	mea
0	FID		ACIS-S-2	7.10	4462	1.000	-0.077	-0.066	0.007	0.011	0.000000	0.000000	-760.37	-1731
1	FID		ACIS-S-4	7.21	4462	1.000	0.165	0.055	0.006	0.010	0.000000	0.000000	2152.97	177
2	FID		ACIS-S-5	7.23	4462	1.000	-0.120	0.020	0.007	0.012	0.000000	0.000000	-1813.05	171
3	GUIDE	used	1049233104	7.91	8922	1.000	0.045	-0.157	0.103	0.148	345.317260	-38.843726	354.01	354
4	GUIDE	used	1049234872	6.68	8924	1.000	-0.228	0.063	0.101	0.139	345.874120	-38.433441	2233.09	-694
5	GUIDE	used	1049235968	9.63	8920	1.000	0.086	0.016	0.101	0.161	345.601758	-39.176537	-547.61	-765
6	GUIDE	used	1049240648	9.62	8915	1.000	0.187	-0.016	0.131	0.198	345.398802	-39.445998	-1643.18	-519
7	GUIDE	used	1049238104	8.51	8921	1.000	-0.093	0.102	0.083	0.133	346.299385	-38.892442	1007.38	-2325

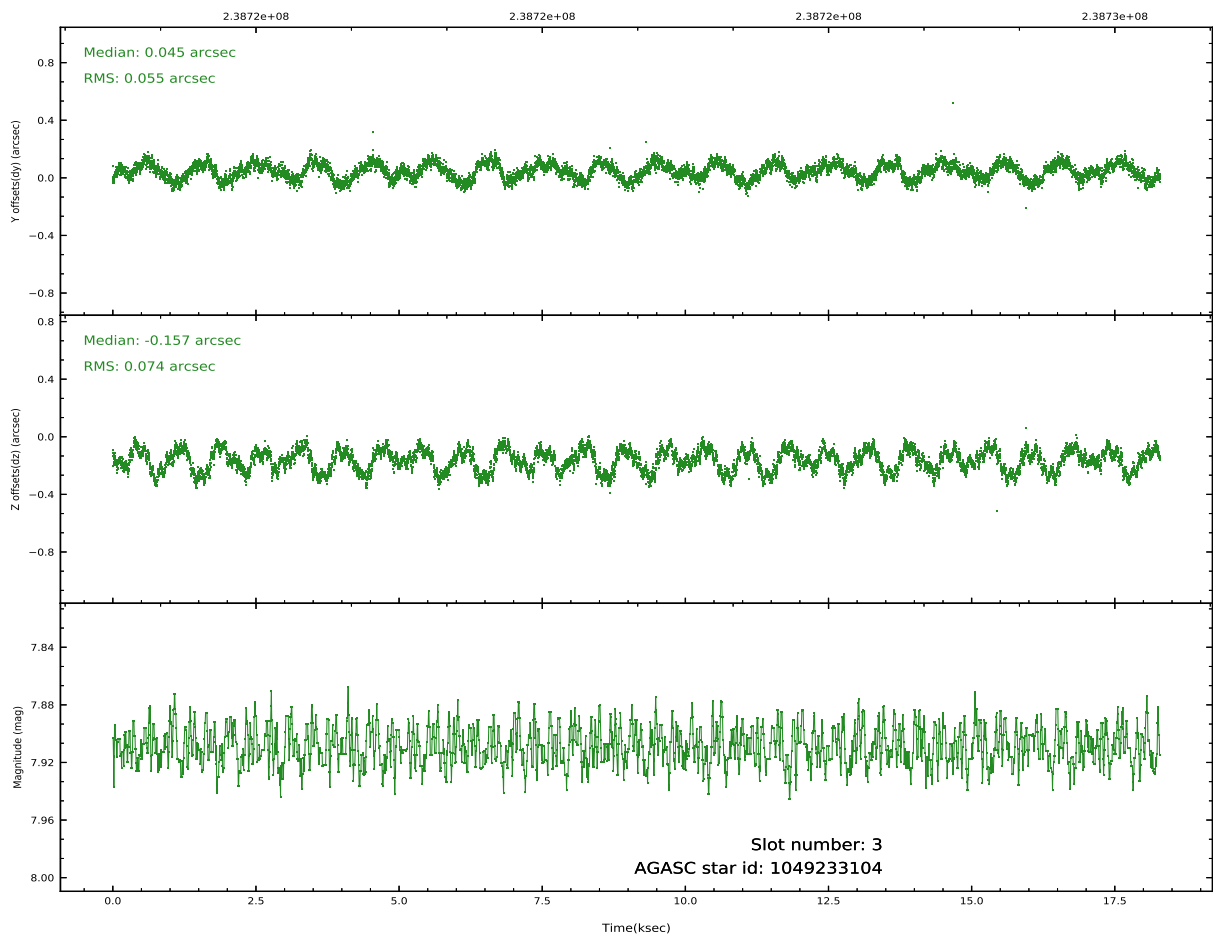
∞

2.4 Star Slots

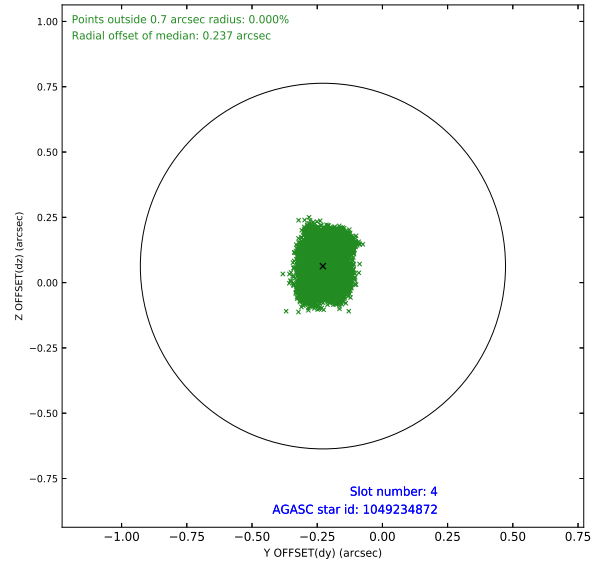
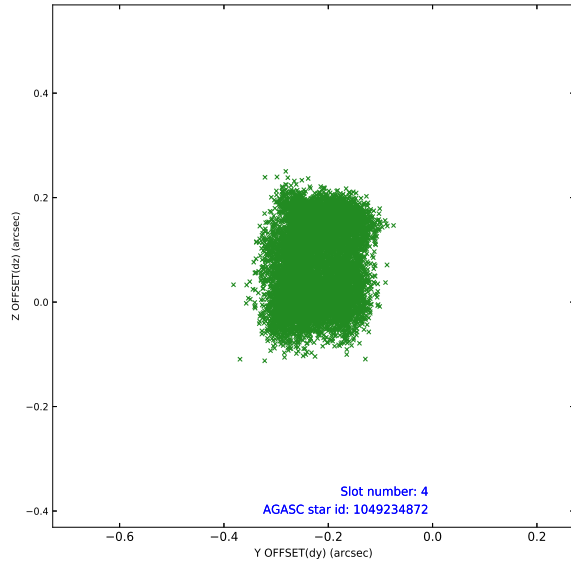
2.4.1 Slot 3



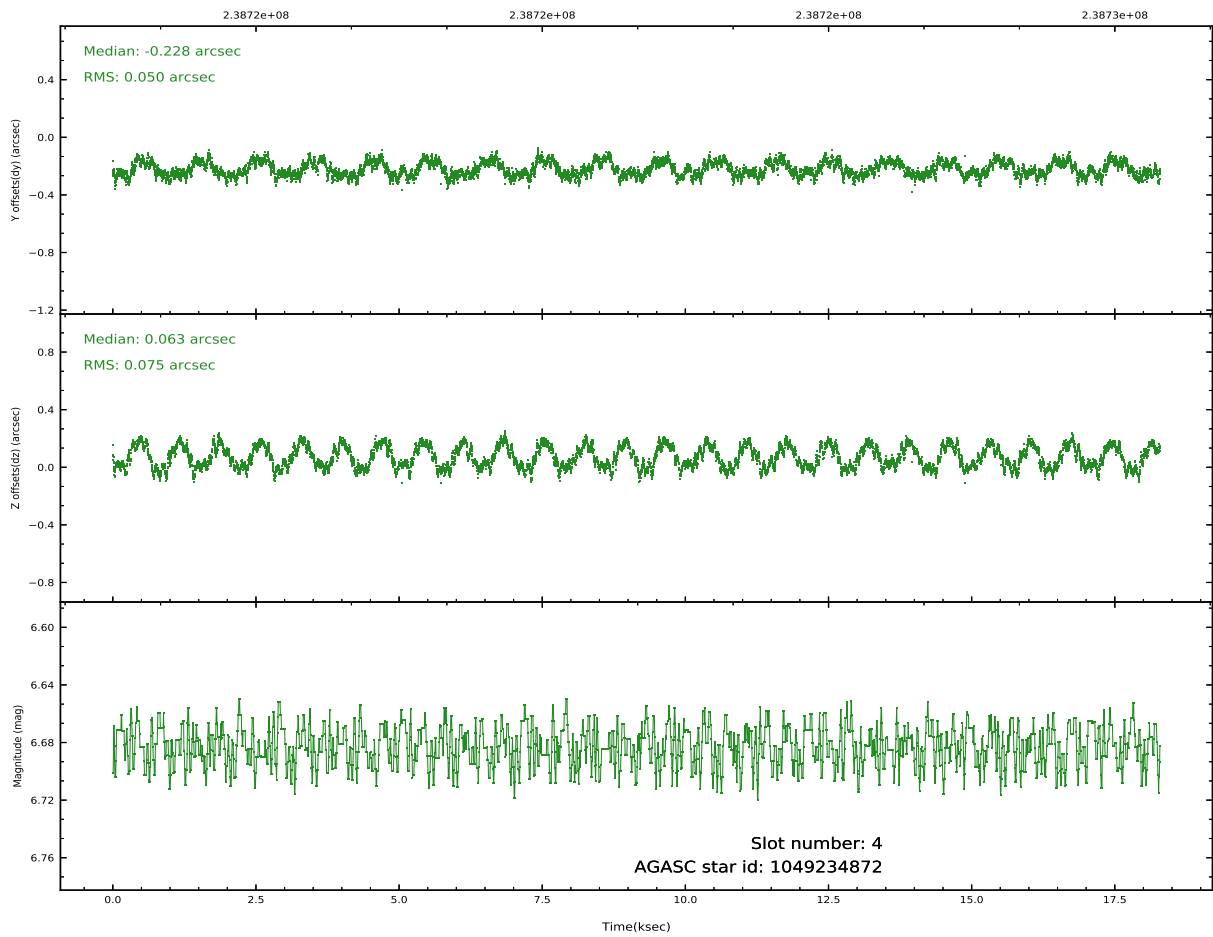
Time (s)



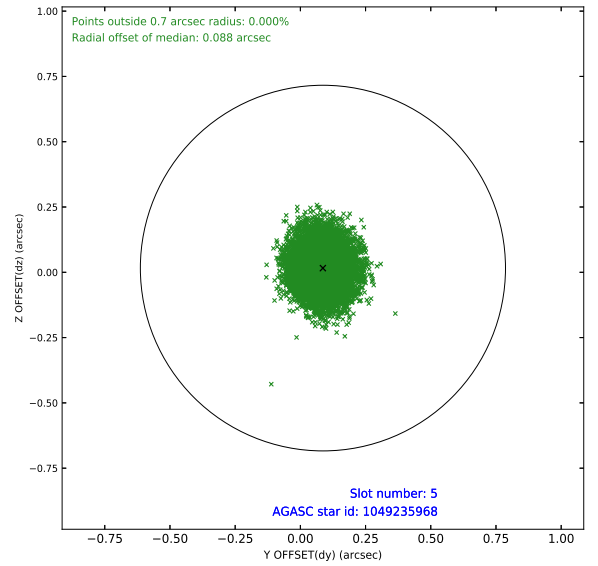
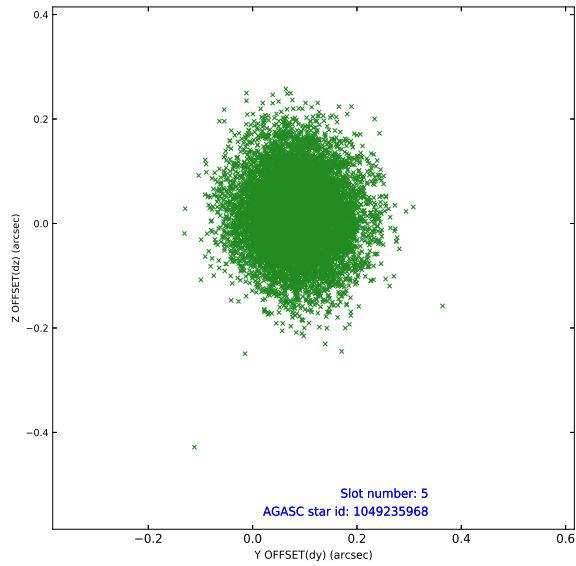
2.4.2 Slot 4



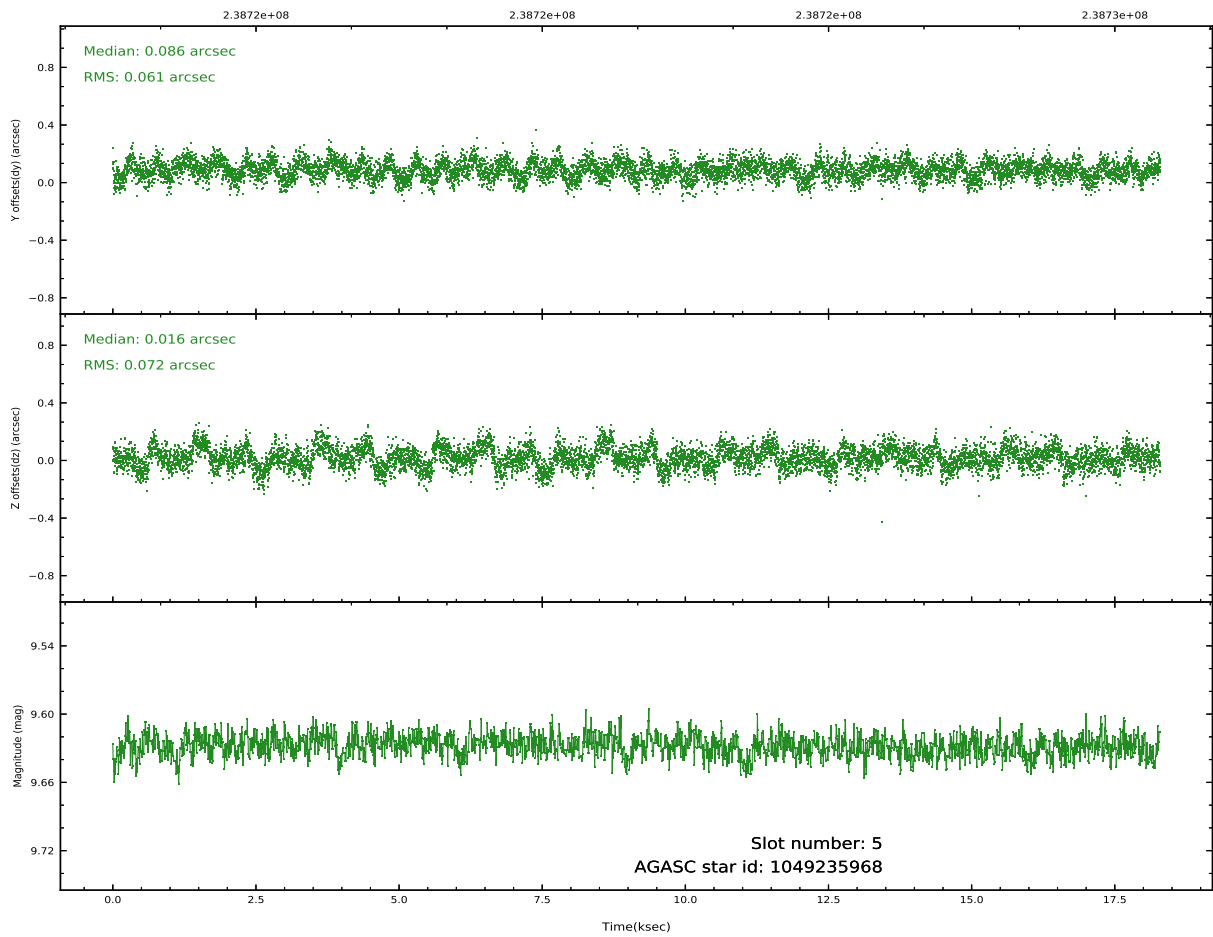
Time (s)



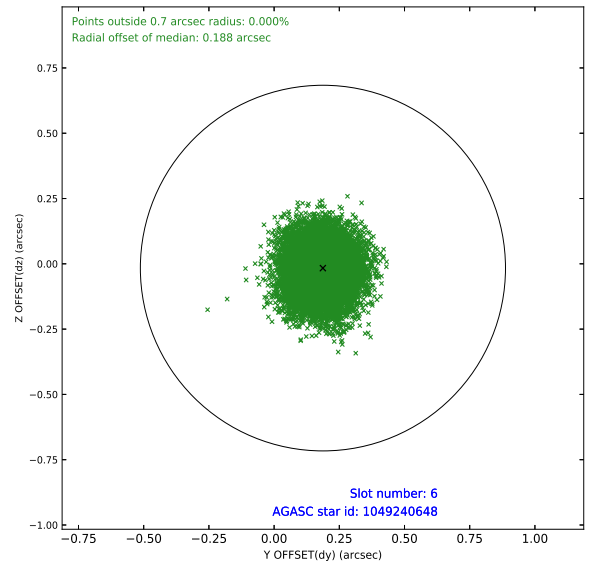
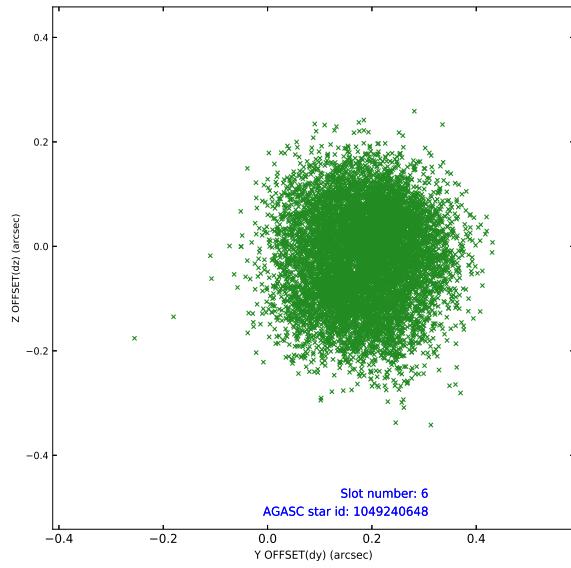
2.4.3 Slot 5



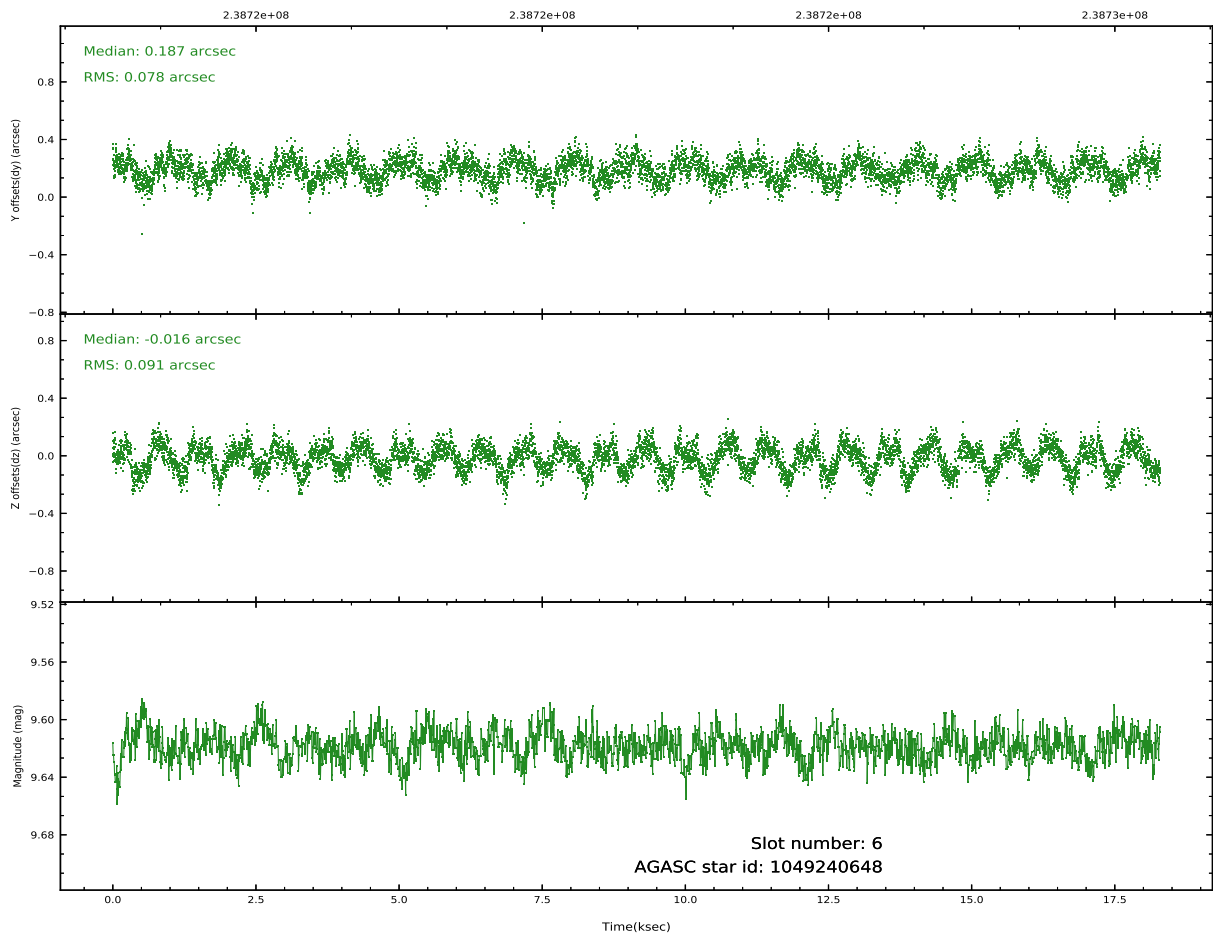
Time (s)



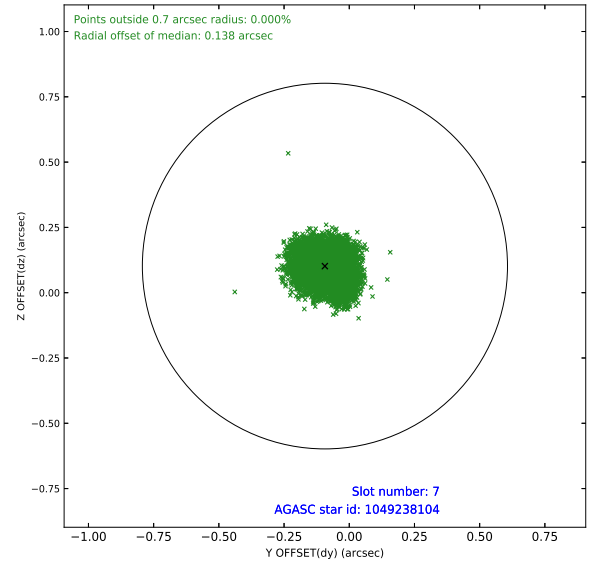
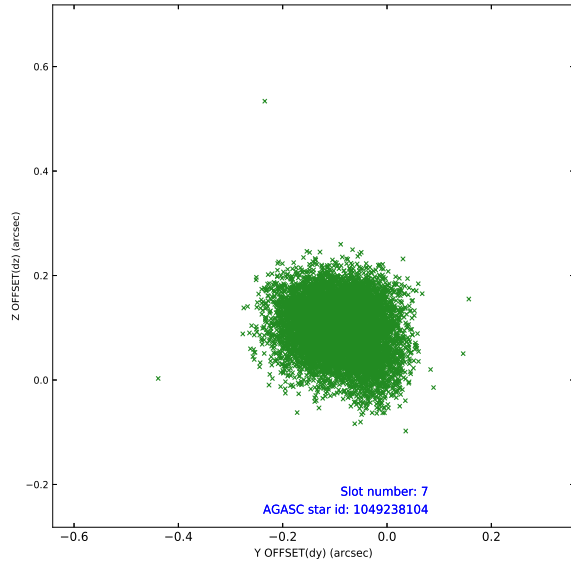
2.4.4 Slot 6



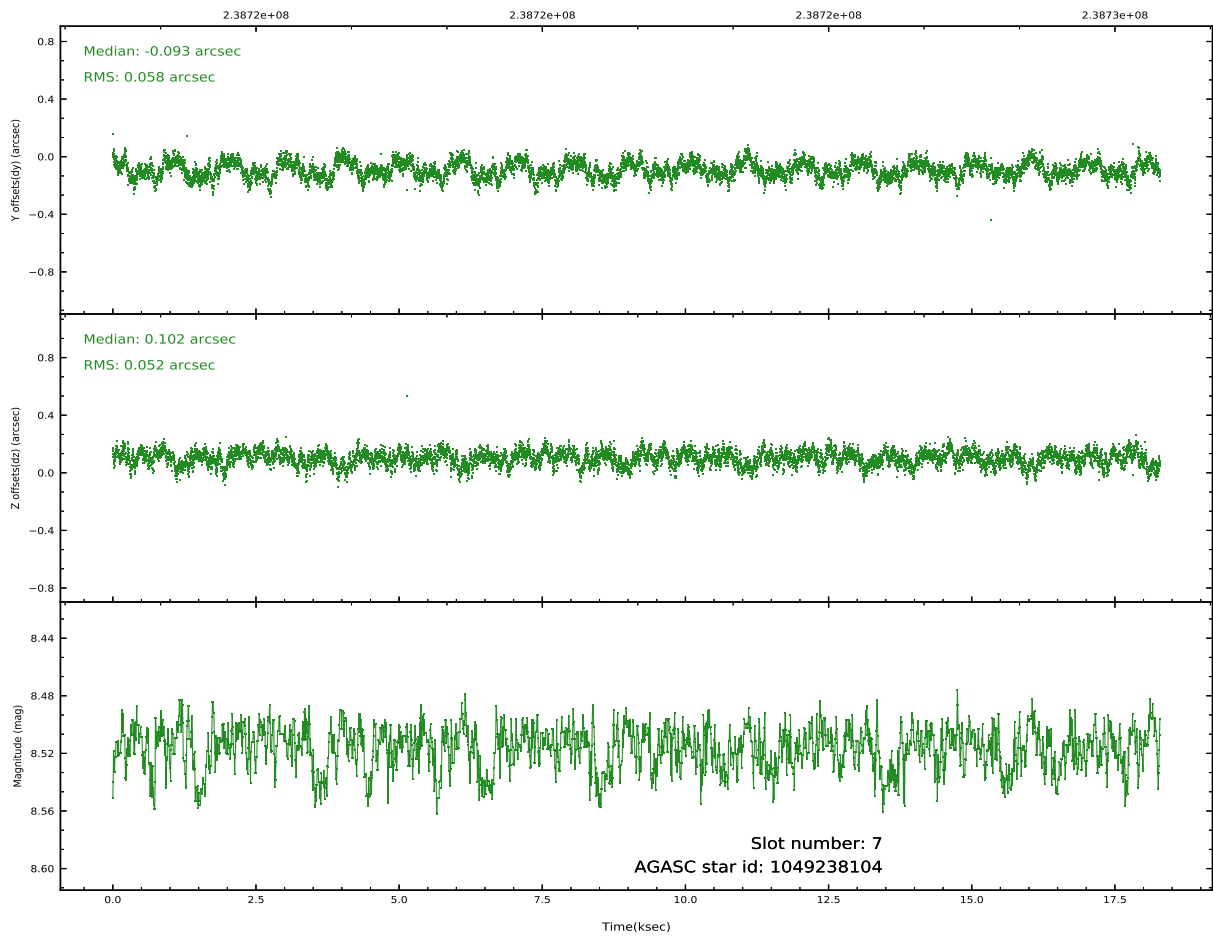
Time (s)



2.4.5 Slot 7

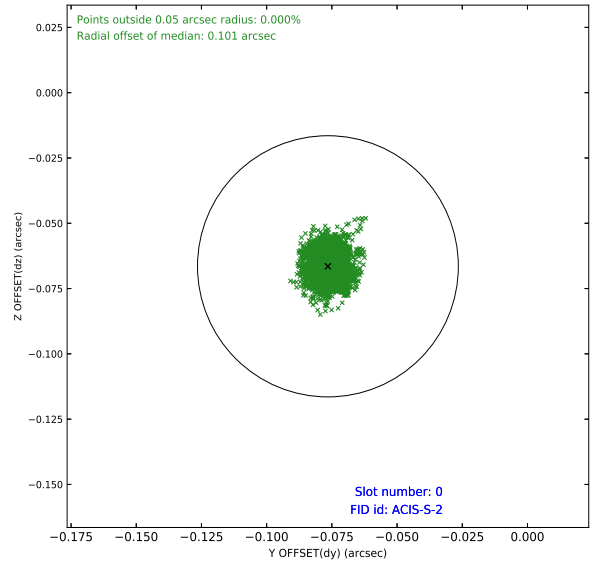
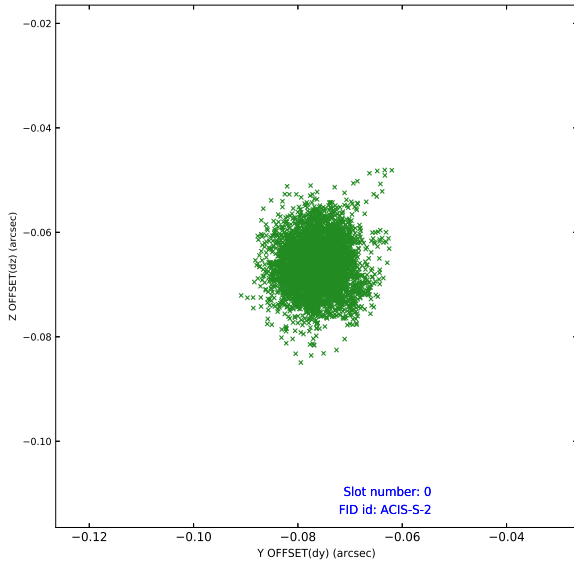


Time (s)

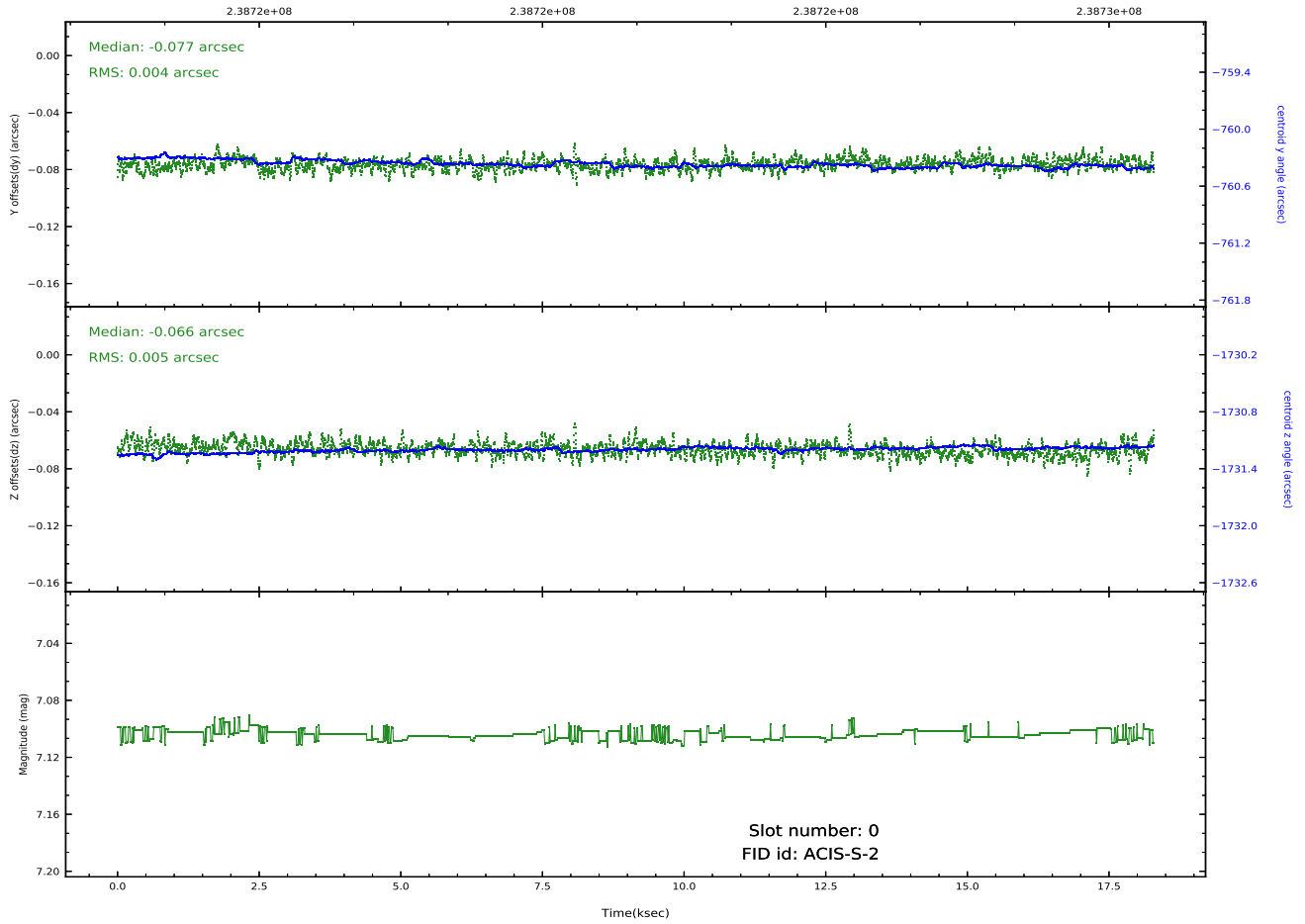


2.5 FID Slots

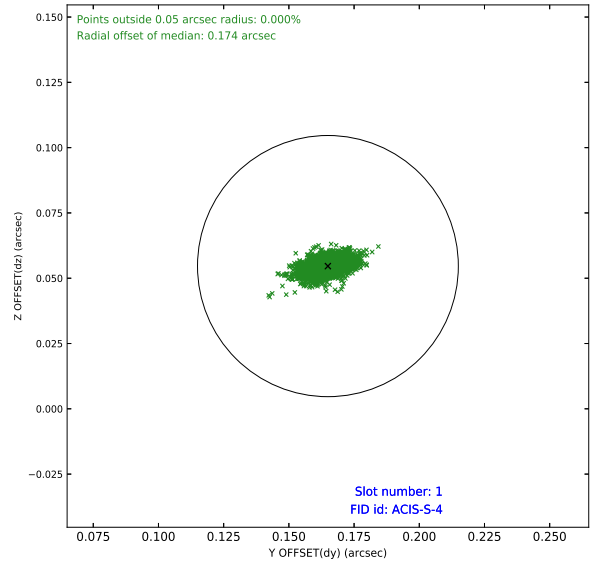
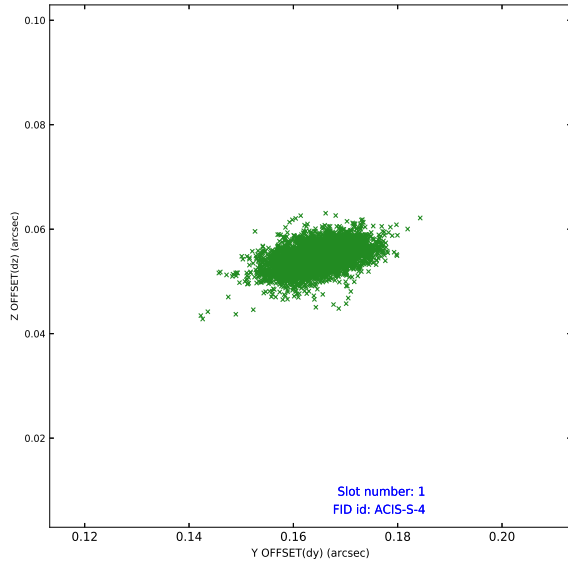
2.5.1 Slot 0



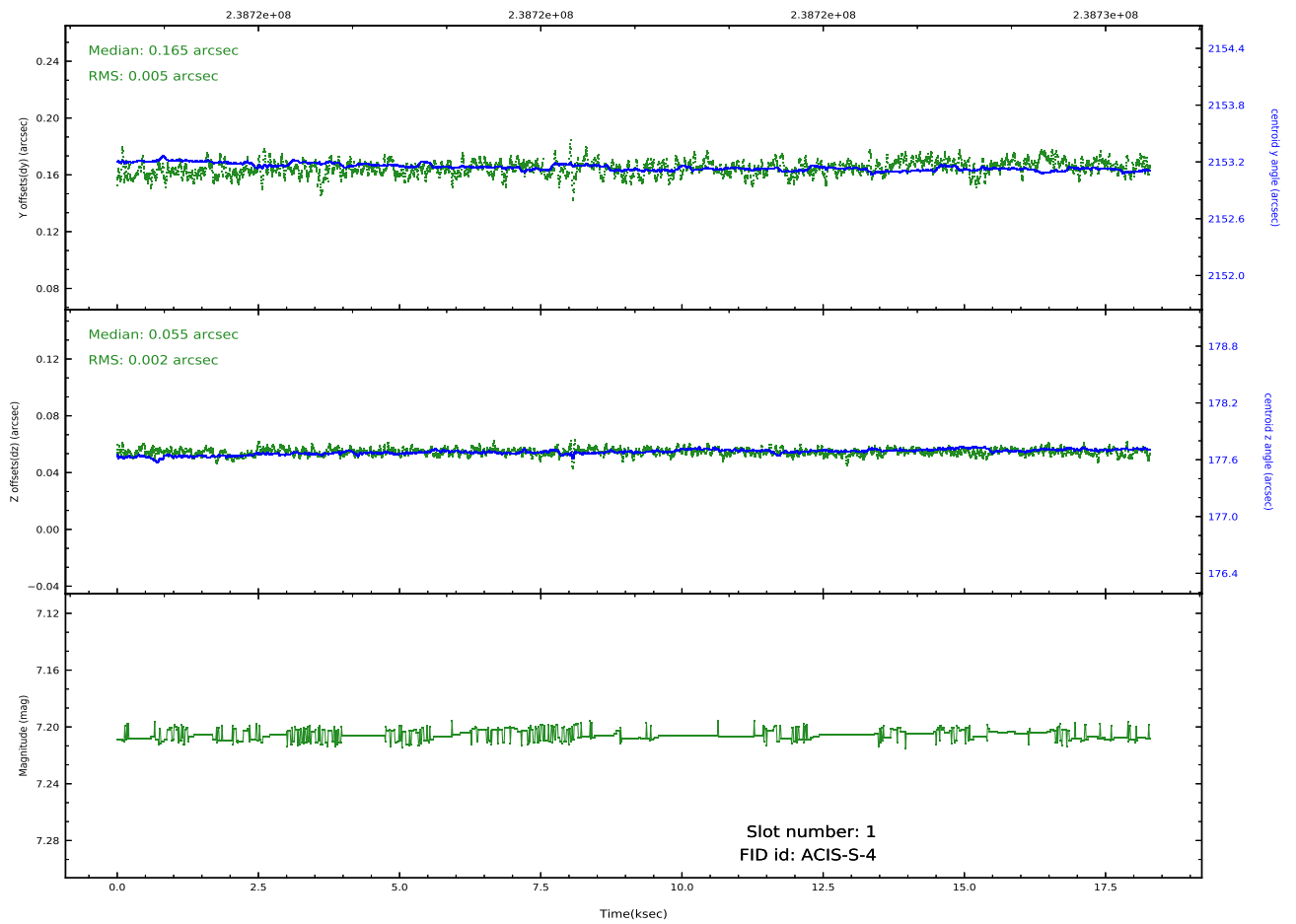
Time (s)



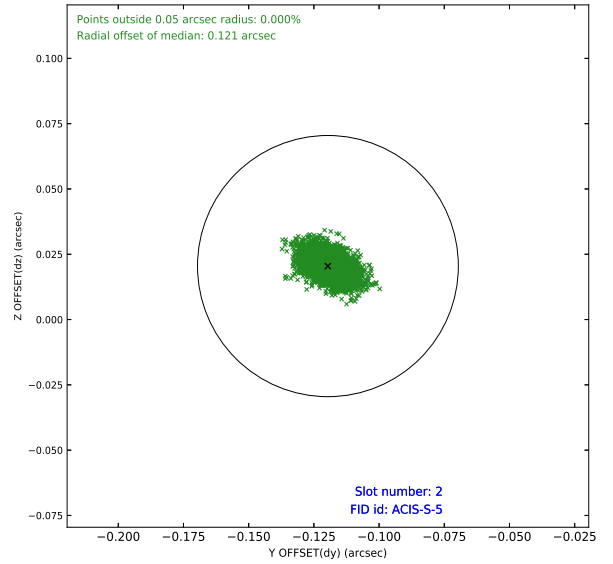
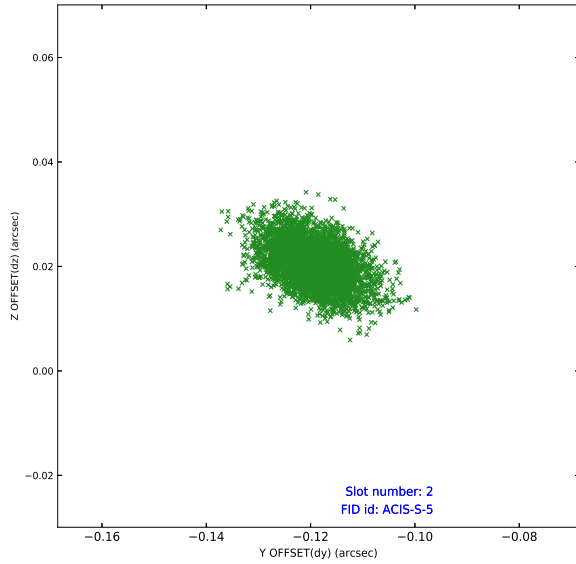
2.5.2 Slot 1



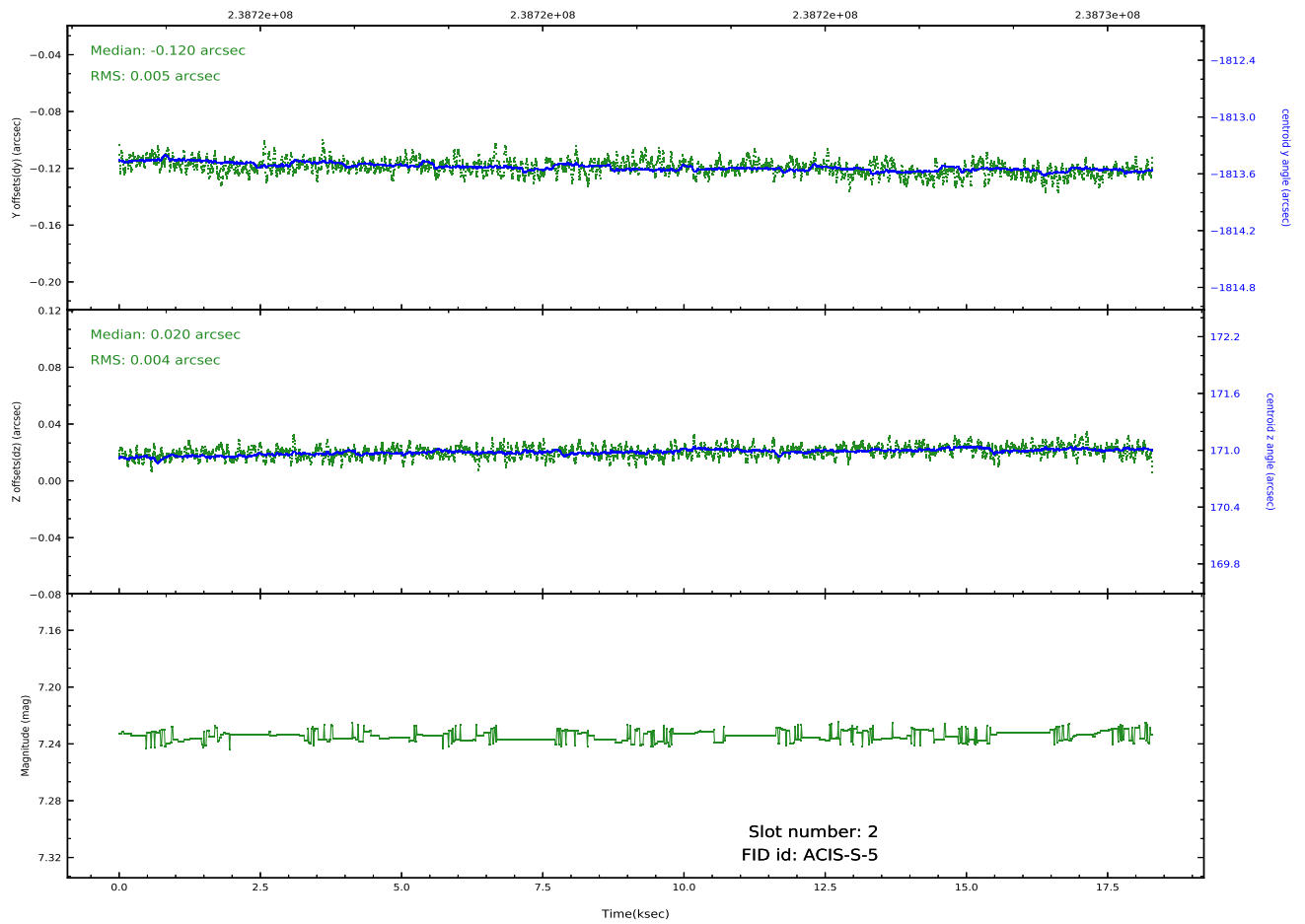
Time (s)



2.5.3 Slot 2



Time (s)



A Summary

A.1 Status

V&V Scientist	Francesca Civano
V&V Date (YYYY-MM-DD)	2020.10.13
V&V Edition	1
V&V Disposition and Status	OK
V&V Charge Time	19.04396

A.2 Comments

Charge time for this ObsId remains at original value of 19.04 ksec, although with the current processing the charge time would have been 18.28 ksec.

Window constraint met.