

V&V Reference Report

L2 ASCDS Version : 10.9.1

Observation 5385 - L2 Version 4
Chandra X-Ray Center

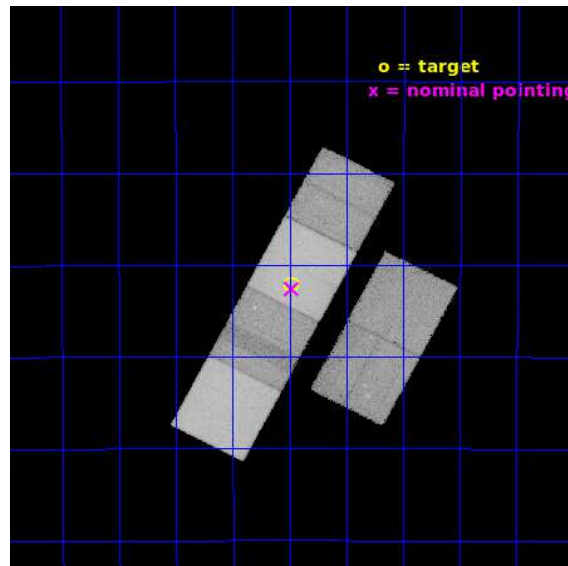
L2 Processing Date : Oct 8 2020

Contents

1	Front	2
2	OBI	3
2.1	OBI	3
2.1.1	Images	3
2.1.2	Bias	3
2.1.3	Parameters	4
2.1.4	Events	4
2.2	Compared Parameters	5
2.3	Aspect	6
2.4	Star Slots	9
2.4.1	Slot 3	9
2.4.2	Slot 4	10
2.4.3	Slot 5	11
2.4.4	Slot 6	12
2.4.5	Slot 7	13
2.5	FID Slots	14
2.5.1	Slot 0	14
2.5.2	Slot 1	15
2.5.3	Slot 2	16
A	Summary	17
A.1	Status	17
A.2	Comments	17

1 Front

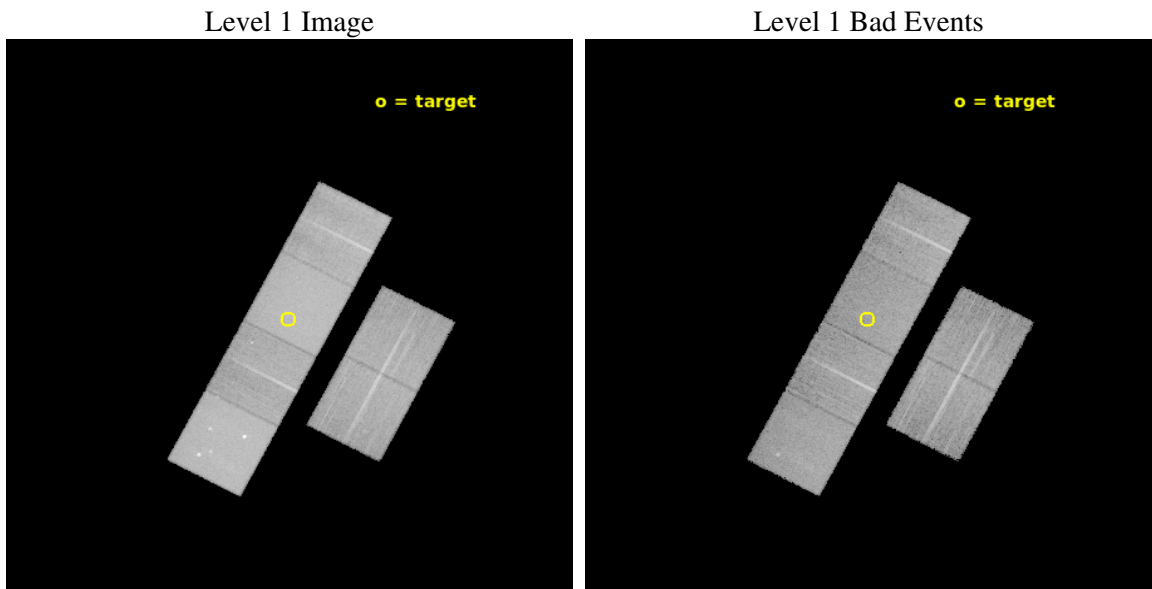
seq_num	200320	Sequence number
obs_id	5385	Observation id
title	The puzzle of X-ray emission from magnetic stars without convective envelopes	Proposal title
observer	J rgen Schmitt	Principal investigator
object	HD 143473	Source name
dtcycle	0	
cycle	P	events from which exps? Prim/Second/Both
ra_targ	240.495417	Observer's specified target RA [deg]
dec_targ	-37.534361	Observer's specified target Dec [deg]
ra_nom	240.49461888416	Nominal RA [deg]
dec_nom	-37.54306764712	Nominal Dec [deg]
roll_nom	297.59407877075	Nominal Roll [deg]
revision	4	Processing version of data
ontime	14808.121574789	Sum of GTIs [s]
livetime	14620.612223029	Livetime [s]
ontime2	14808.162614793	Sum of GTIs [s]
ontime3	14807.998454779	Sum of GTIs [s]
ontime5	14808.080534786	Sum of GTIs [s]
ontime6	14808.039494783	Sum of GTIs [s]
ontime7	14808.121574789	Sum of GTIs [s]
ontime8	14804.716414601	Sum of GTIs [s]
l2events	400337	Number of level 2 events




2 OBI

2.1 OBI

2.1.1 Images



2.1.2 Bias



2.1.3 Parameters

obi_num	0	Obi number	sched_exp_time	14849.468000	[s] Scheduled observation exposure time
ascdsver	10.9.1	Processing system revision	ontime	14808.121574789	Sum of GTIs [s]
caldsver	4.9.2	 	ontime2	14808.162614793	Sum of GTIs [s]
date	2020-10-09T00:40:31	Date and time of file creation	ontime3	14807.998454779	Sum of GTIs [s]
revision	4	Processing version of data	ontime5	14808.080534786	Sum of GTIs [s]
			ontime6	14808.039494783	Sum of GTIs [s]
			ontime7	14808.121574789	Sum of GTIs [s]
			ontime8	14804.716414601	Sum of GTIs [s]
			l1events	1035975	Number of level 1 events

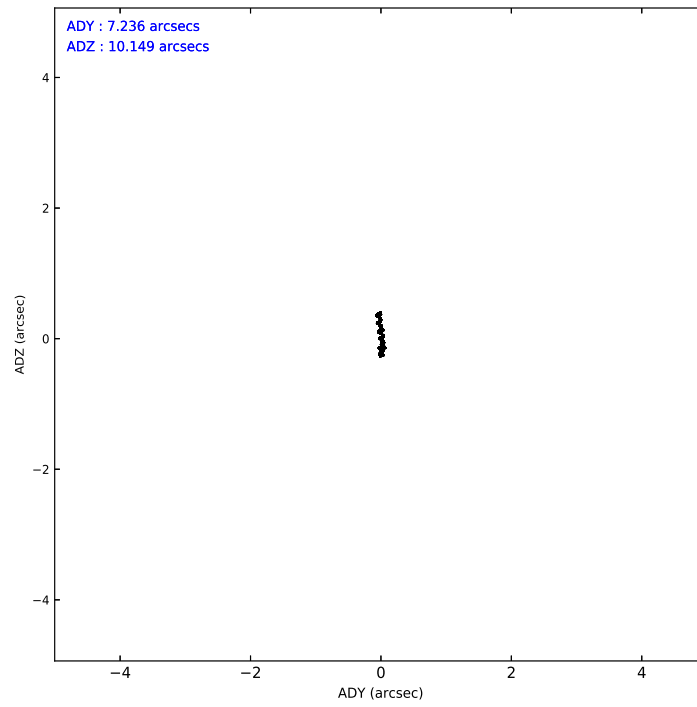
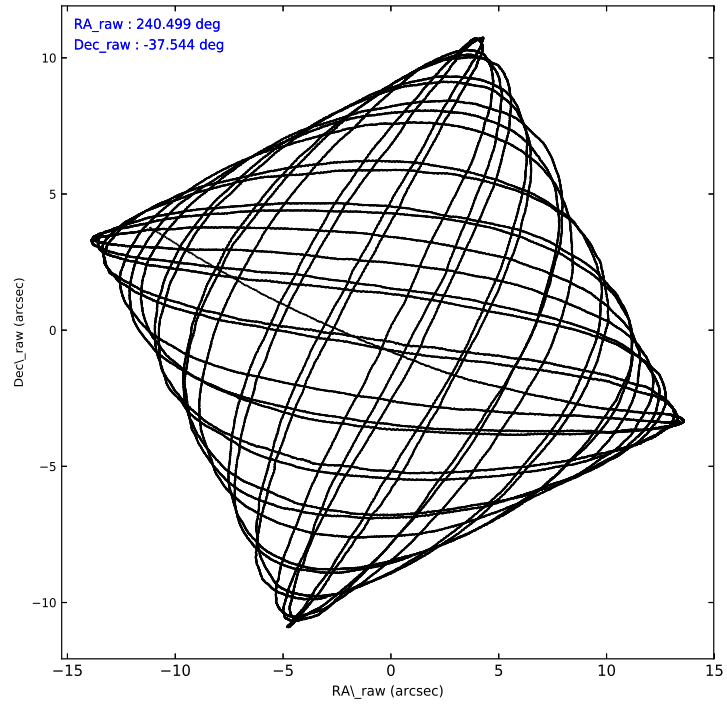
2.1.4 Events

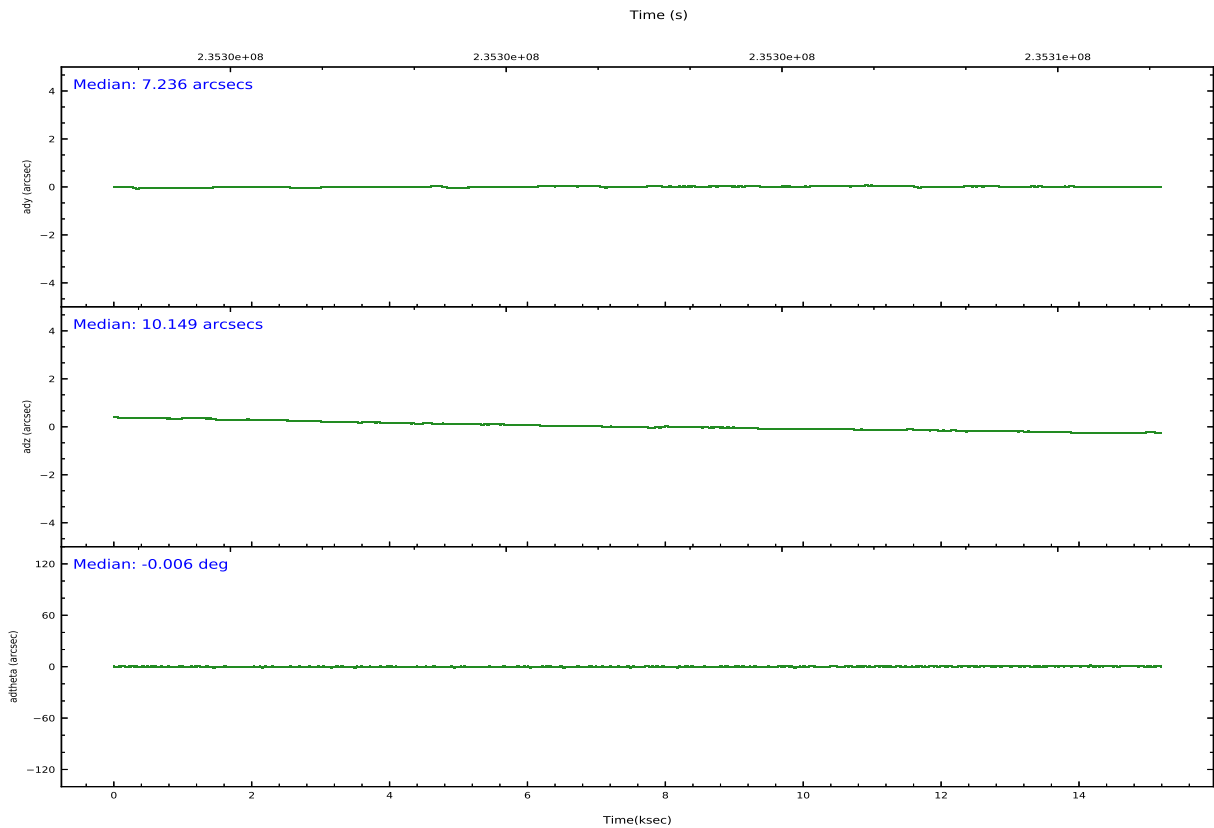
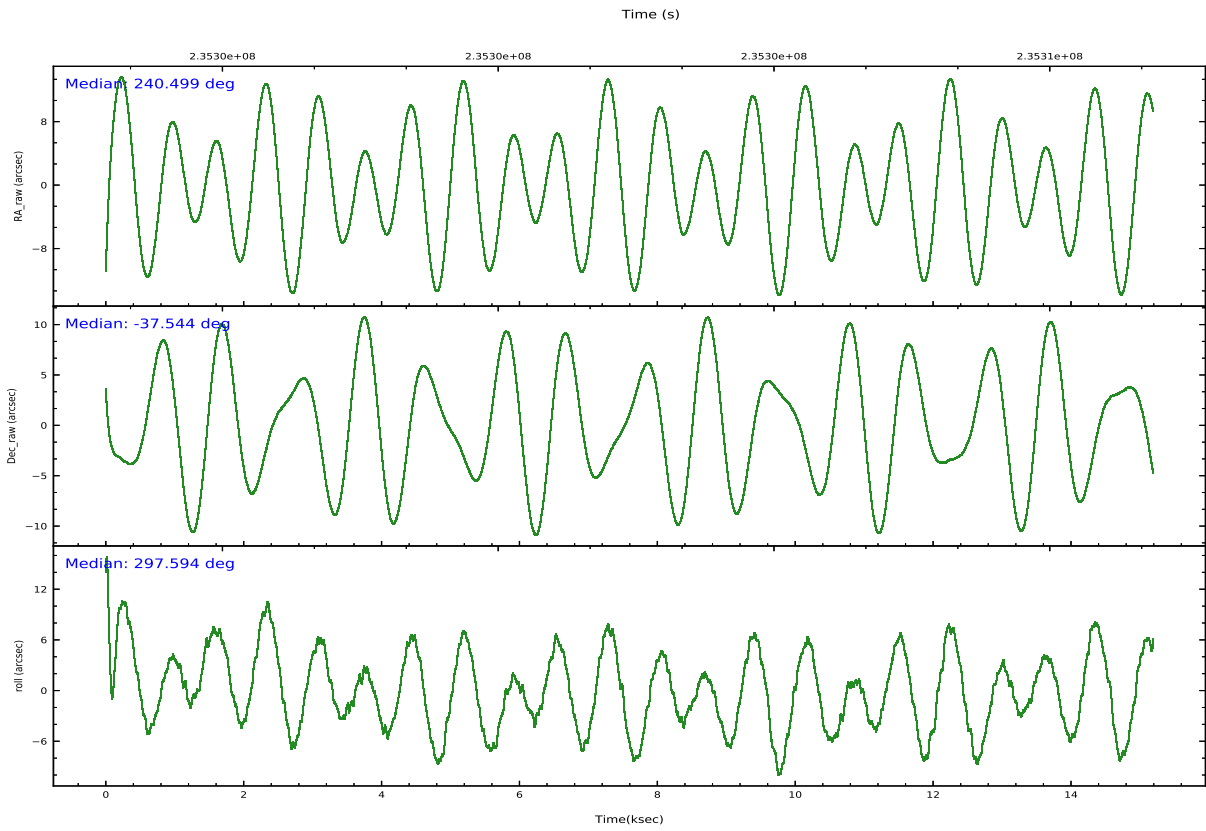
	ccd 2	ccd 3	ccd 5	ccd 6	ccd 7	ccd 8		ccd 2	ccd 3	ccd 5	ccd 6	ccd 7	ccd 8
level 1 events	142095	136967	223886	145180	209706	178141	grade 0 events	27575	27192	16039	28757	11704	35583
rejected events	99776	94590	97016	98881	91049	111792		19%	19%	7%	19%	5%	19%
rejected %	70%	69%	43%	68%	43%	62%	grade 1 events	228	206	246	151	155	232
								0%	0%	0%	0%	0%	0%
							grade 2 events	6389	6750	38136	8389	21812	11891
								4%	4%	17%	5%	10%	6%
							grade 3 events	2097	2244	5595	2184	9323	4383
								1%	1%	2%	1%	4%	2%
							grade 4 events	2176	2228	5316	2183	9186	4221
								1%	1%	2%	1%	4%	2%
							grade 5 events	4592	5021	12948	5199	14593	6758
								3%	3%	5%	3%	6%	3%
							grade 6 events	4123	4011	61854	4837	66725	10321
								2%	2%	27%	3%	31%	5%
							grade 7 events	94915	89315	83752	93480	76208	104752
								66%	65%	37%	64%	36%	58%

2.2 Compared Parameters

Parameter	Planned	Actual	Parameter	Planned	Actual
Instrument	ACIS	ACIS	Obspar version number	8	8
Detector	ACIS-235678	ACIS-235678	Obspar file type	PREDICTED	ACTUAL
Grating	NONE	NONE	Obspar update status	NONE	UPDATED
Data mode	FAINT	FAINT	Number of optional ACIS chips dropped	0	0
Observation mode	POINTING	POINTING	On-chip summing requested	N	N
[deg] Pointing RA	240.469849	240.49461888416	Subarray requested	NONE	NONE
[deg] Pointing Dec	-37.529296	-37.54306764712	Alternating exposures requested	N	N
[deg] Pointing Roll	297.417140	297.59407877075	[s] Primary exposure time	0.000000	3.2
[mm] SIM focus pos	-0.684267	-0.6828225247311905			
[mm] SIM defocus	0	0.001444936568705701			
[mm] SIM translation stage pos	-190.132523	-190.1425803651734			
[mm] SIM translation stage offset	0	0.01005778216563158			
[s] Observation start time (MET)	235294650.184000	235293608.98897			
Observation start date	2005-06-16T07:36:26	2005-06-16T07:20:08			
[s] Observation end time (MET)	235309500.184000	235309723.0147			
Observation end date	2005-06-16T11:43:56	2005-06-16T11:48:43			
Read mode	TIMED	TIMED			

2.3 Aspect





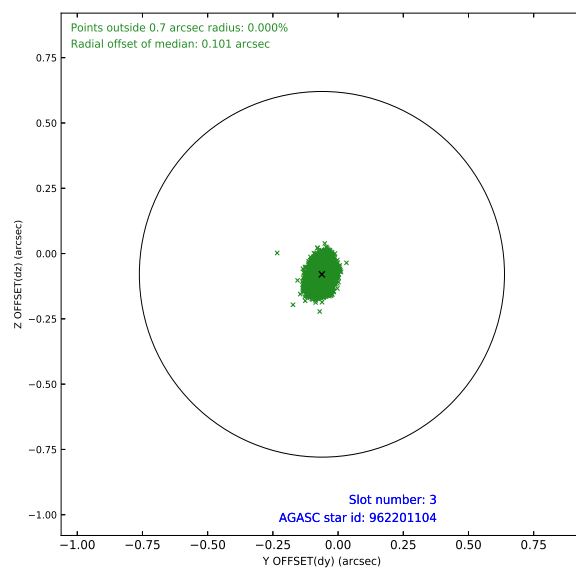
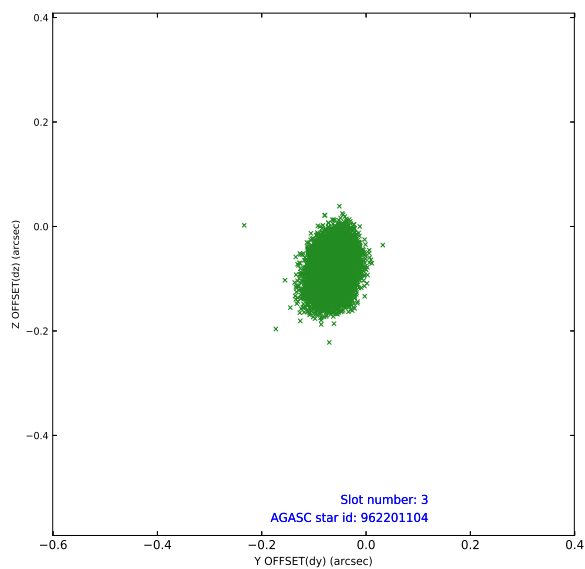
Slot Statistics

slot	status	used	id	mag	n_pts	frac_pts	med_dy	med_dz	dr1	dr2	ra	dec	mean_y	mea
0	FID		ACIS-S-2	7.10	3706	1.000	-0.084	-0.066	0.008	0.013	0.000000	0.000000	-760.01	-1731
1	FID		ACIS-S-4	7.20	3706	1.000	0.168	0.058	0.006	0.011	0.000000	0.000000	2153.31	176
2	FID		ACIS-S-5	7.23	3706	1.000	-0.115	0.017	0.007	0.012	0.000000	0.000000	-1812.58	170
3	GUIDE	used	962201104	7.21	7410	1.000	-0.062	-0.079	0.044	0.071	240.588875	-37.467815	-39.57	403
4	GUIDE	used	962331384	8.38	7409	1.000	-0.074	0.038	0.076	0.119	241.076726	-37.345528	217.44	1843
5	GUIDE	used	962331472	9.38	7407	1.000	0.032	0.022	0.110	0.177	241.074167	-37.183657	-301.34	2109
6	GUIDE	used	1029053360	8.36	7411	1.000	0.032	-0.029	0.058	0.093	240.932925	-37.897257	1784.63	556
7	GUIDE	used	962200272	8.74	7408	1.000	0.072	0.052	0.068	0.109	240.045417	-37.273978	-1372.79	-657

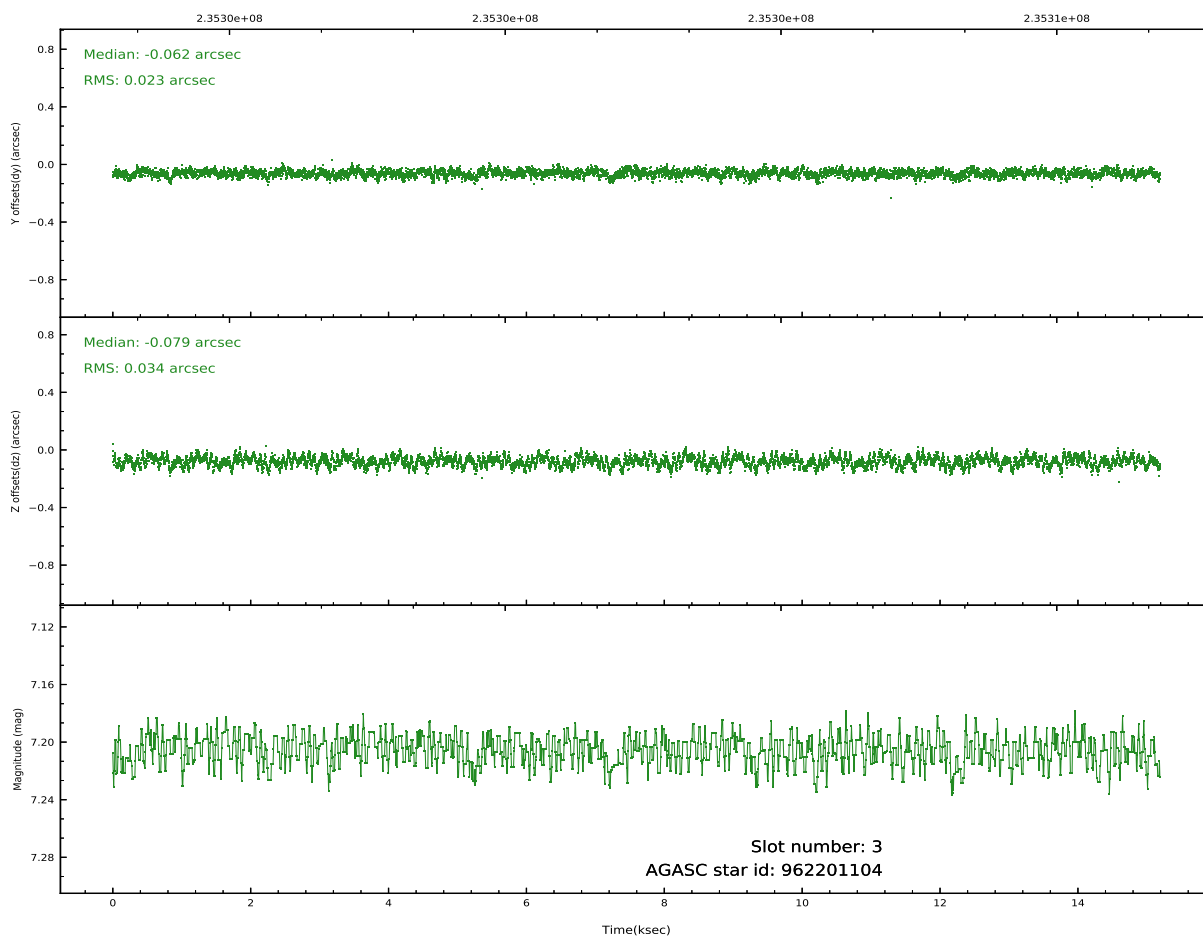
∞

2.4 Star Slots

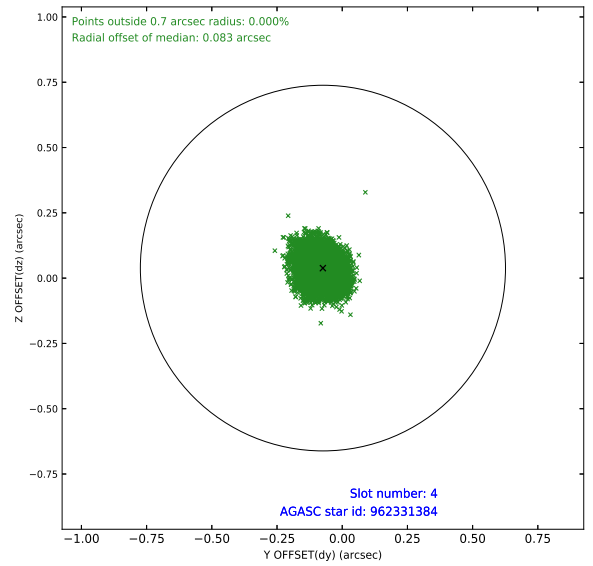
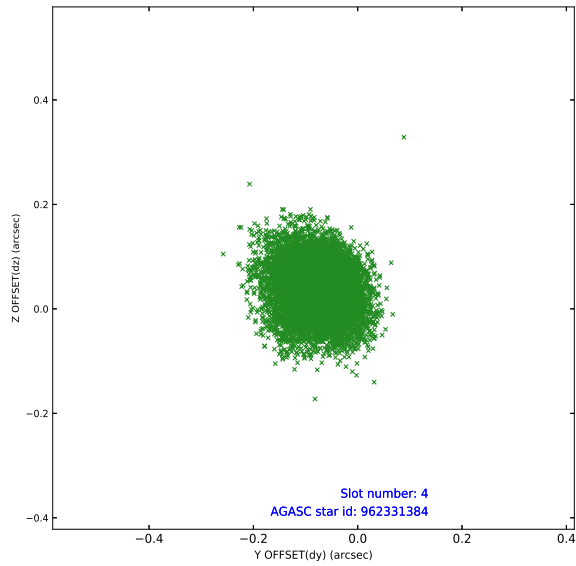
2.4.1 Slot 3



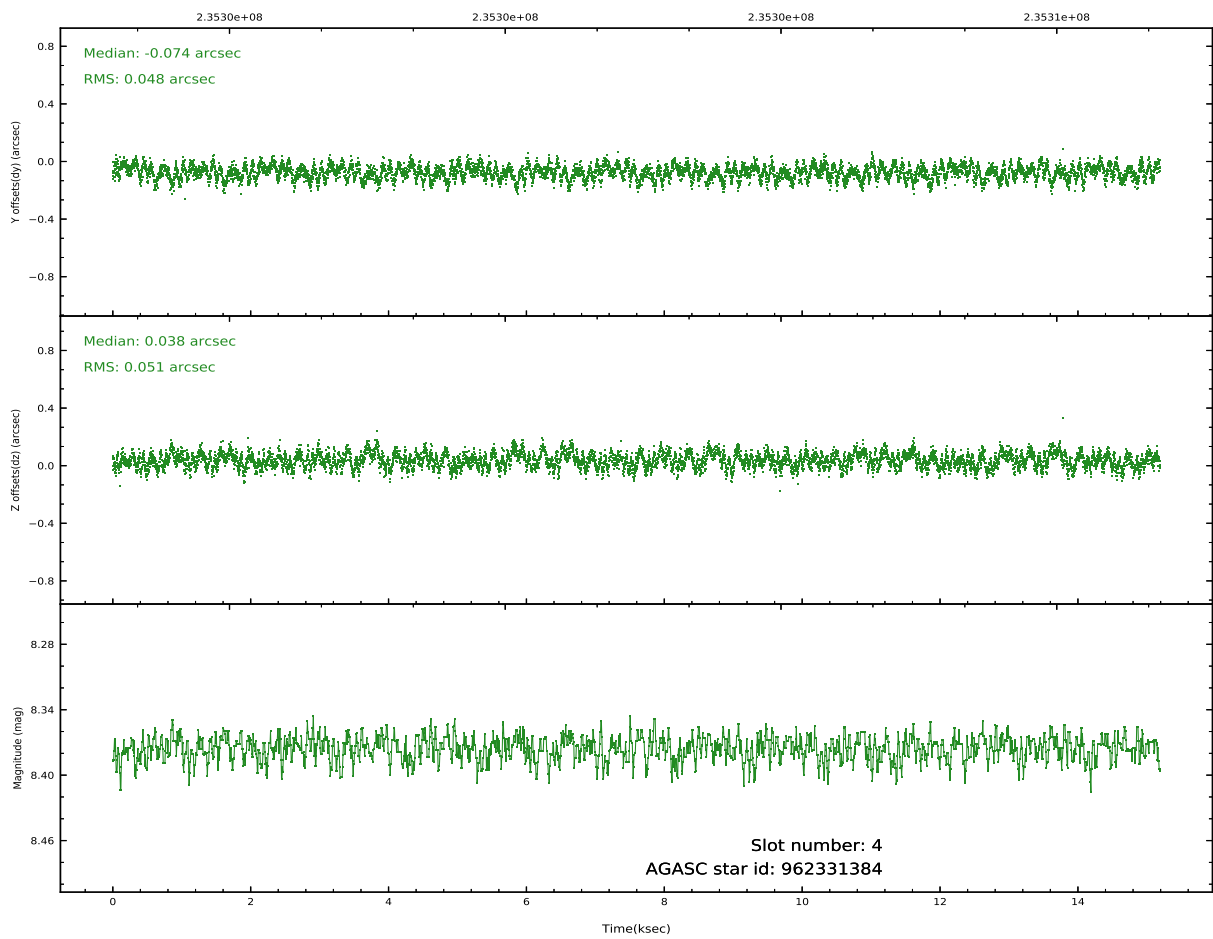
Time (s)



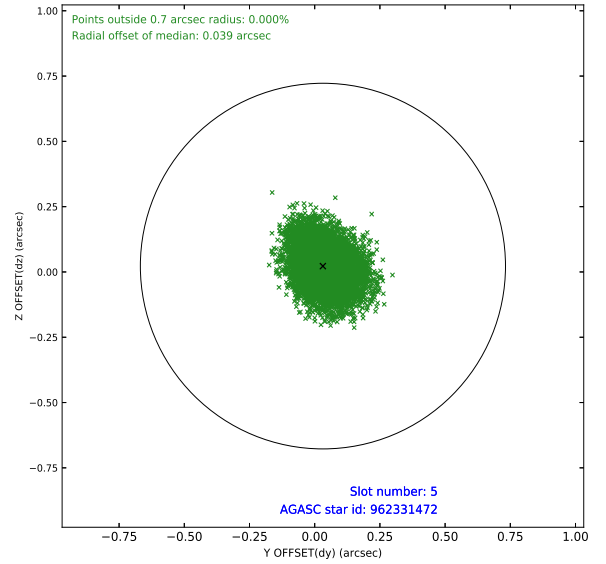
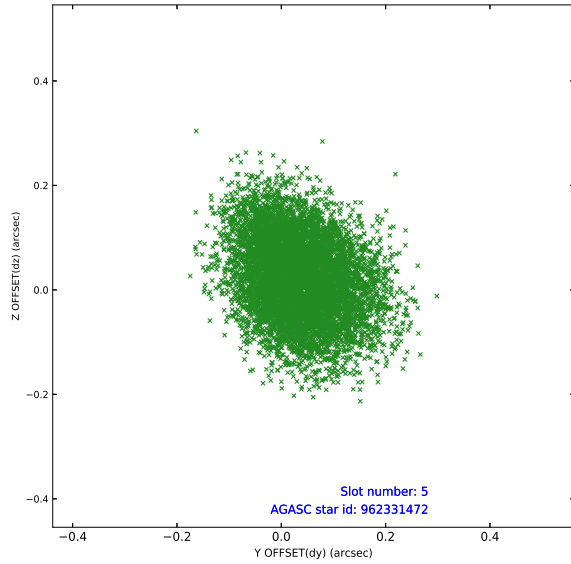
2.4.2 Slot 4



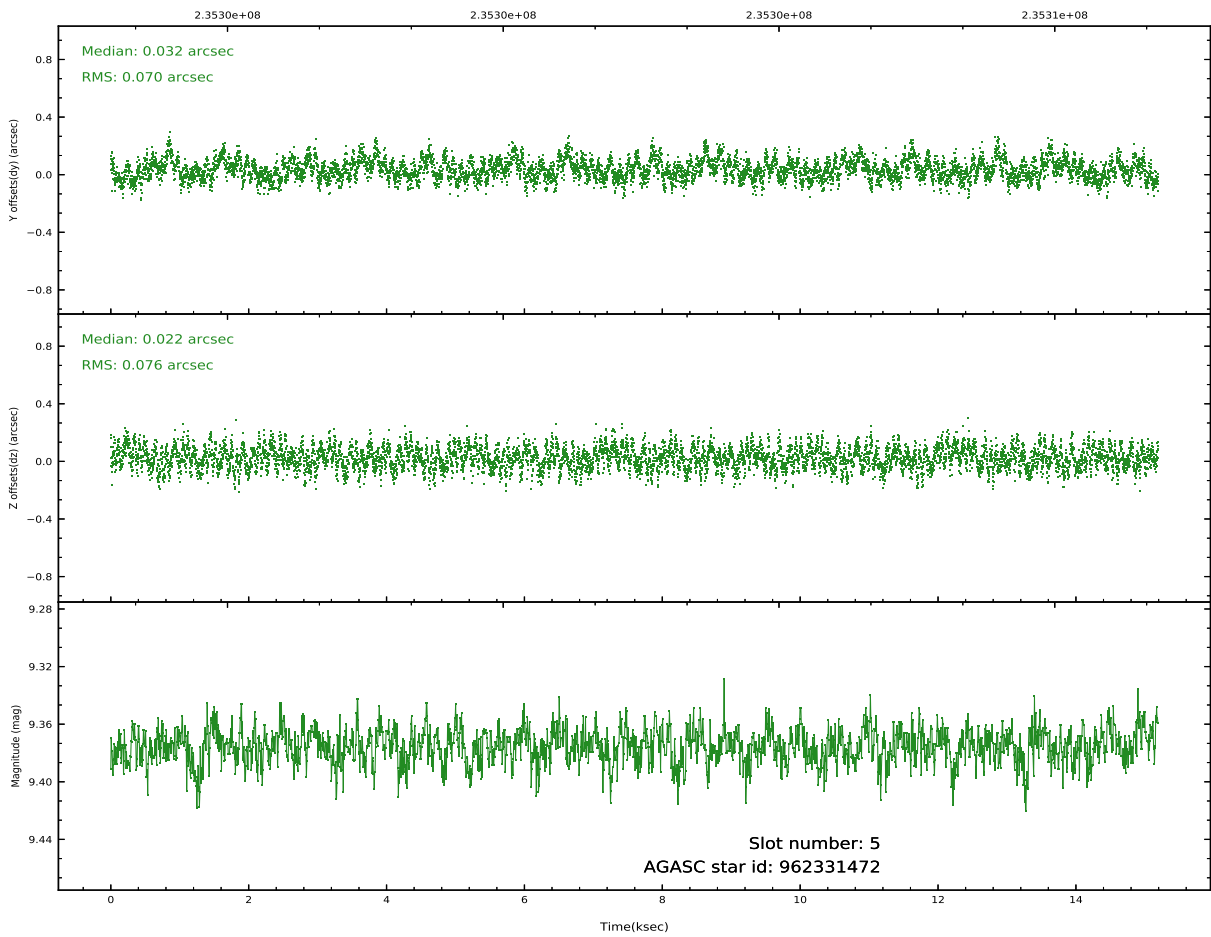
Time (s)



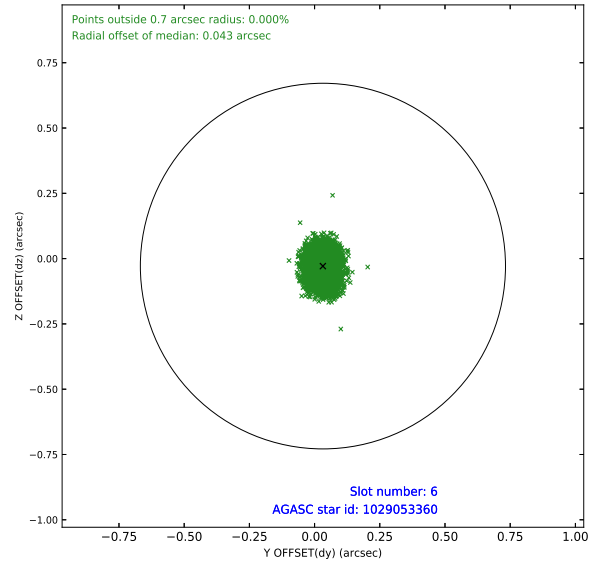
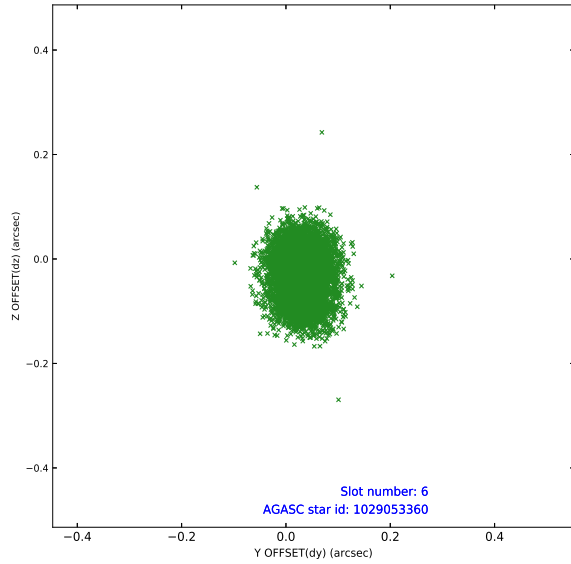
2.4.3 Slot 5



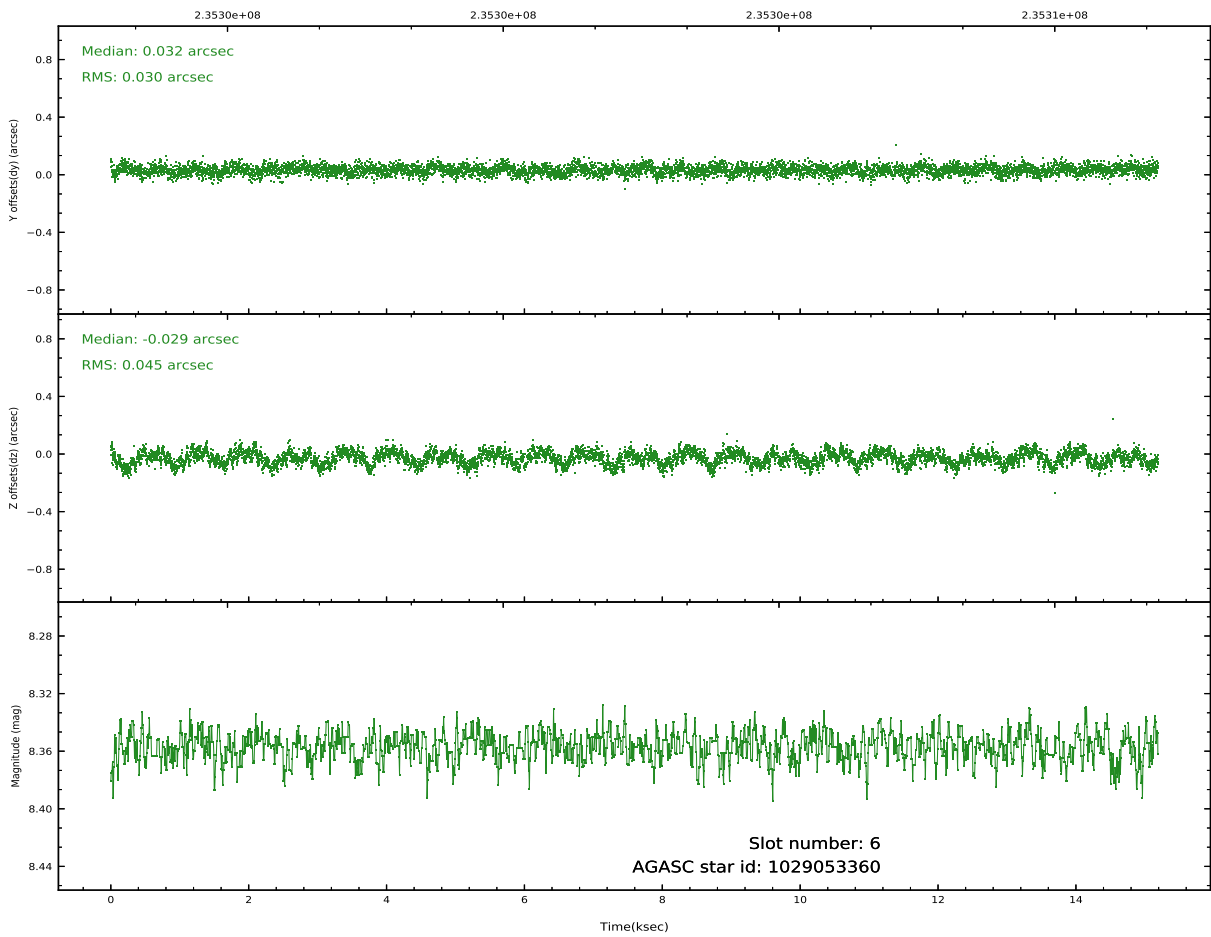
Time (s)



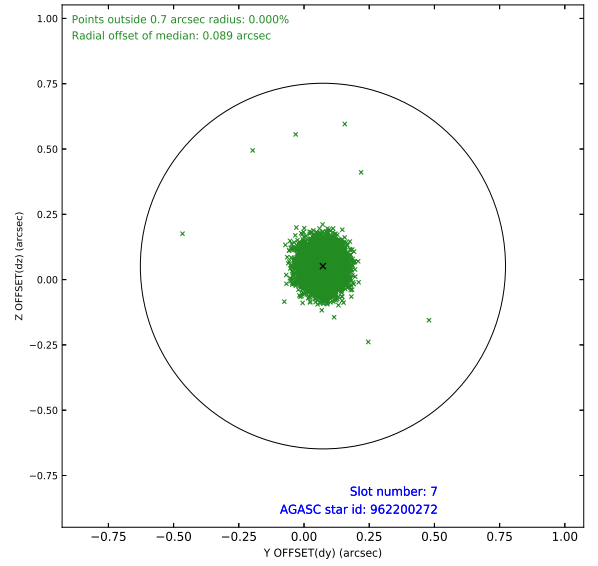
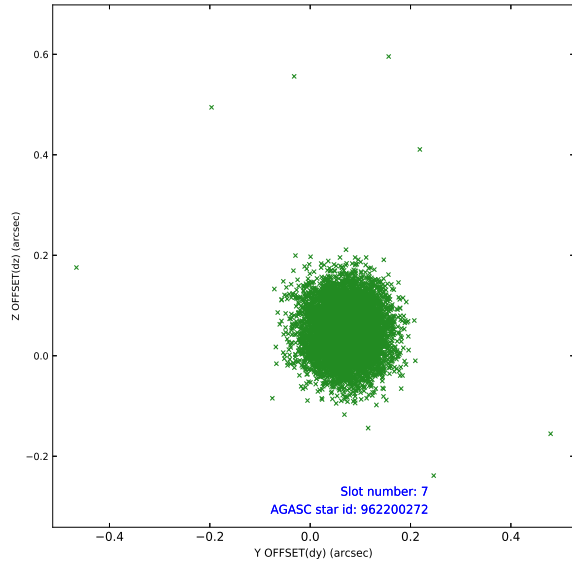
2.4.4 Slot 6



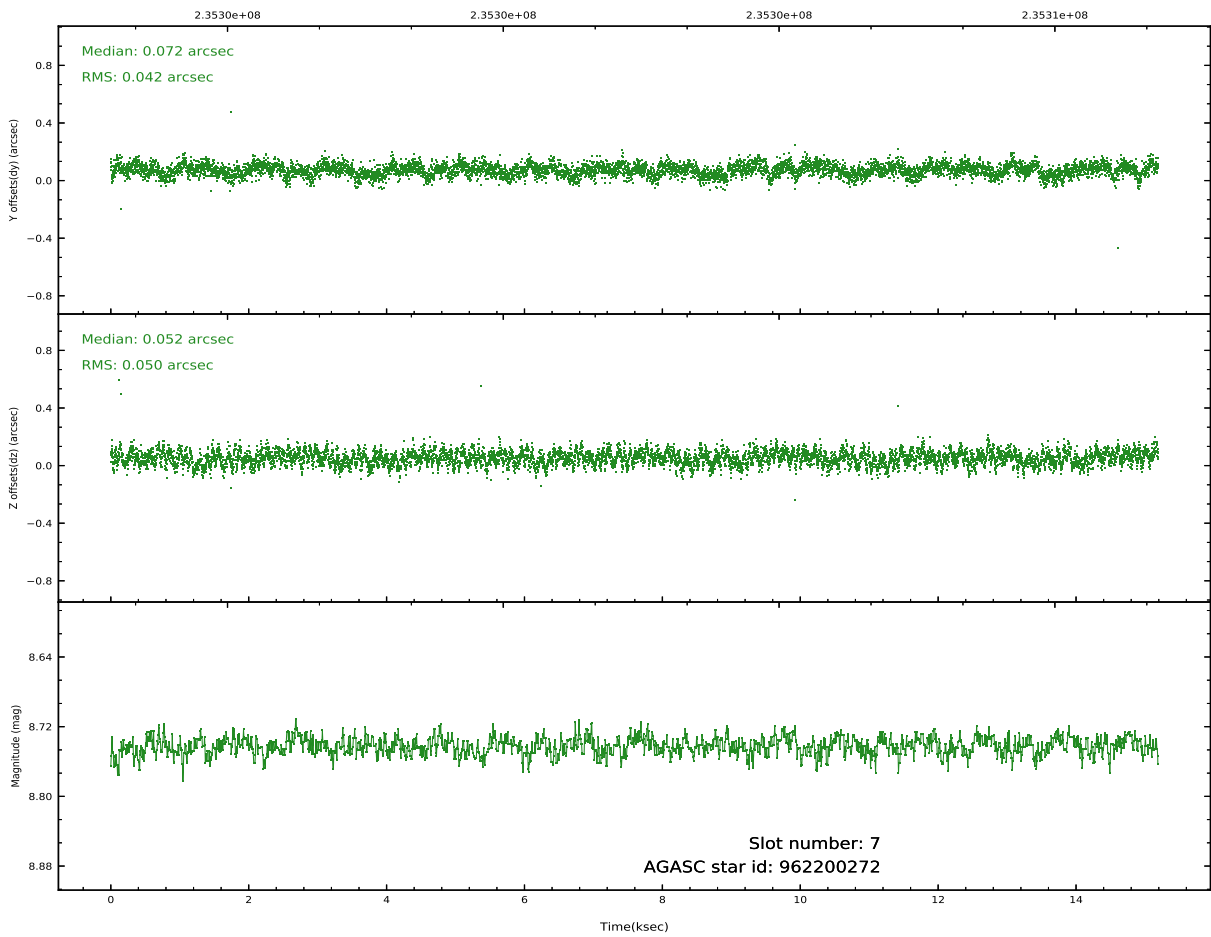
Time (s)



2.4.5 Slot 7

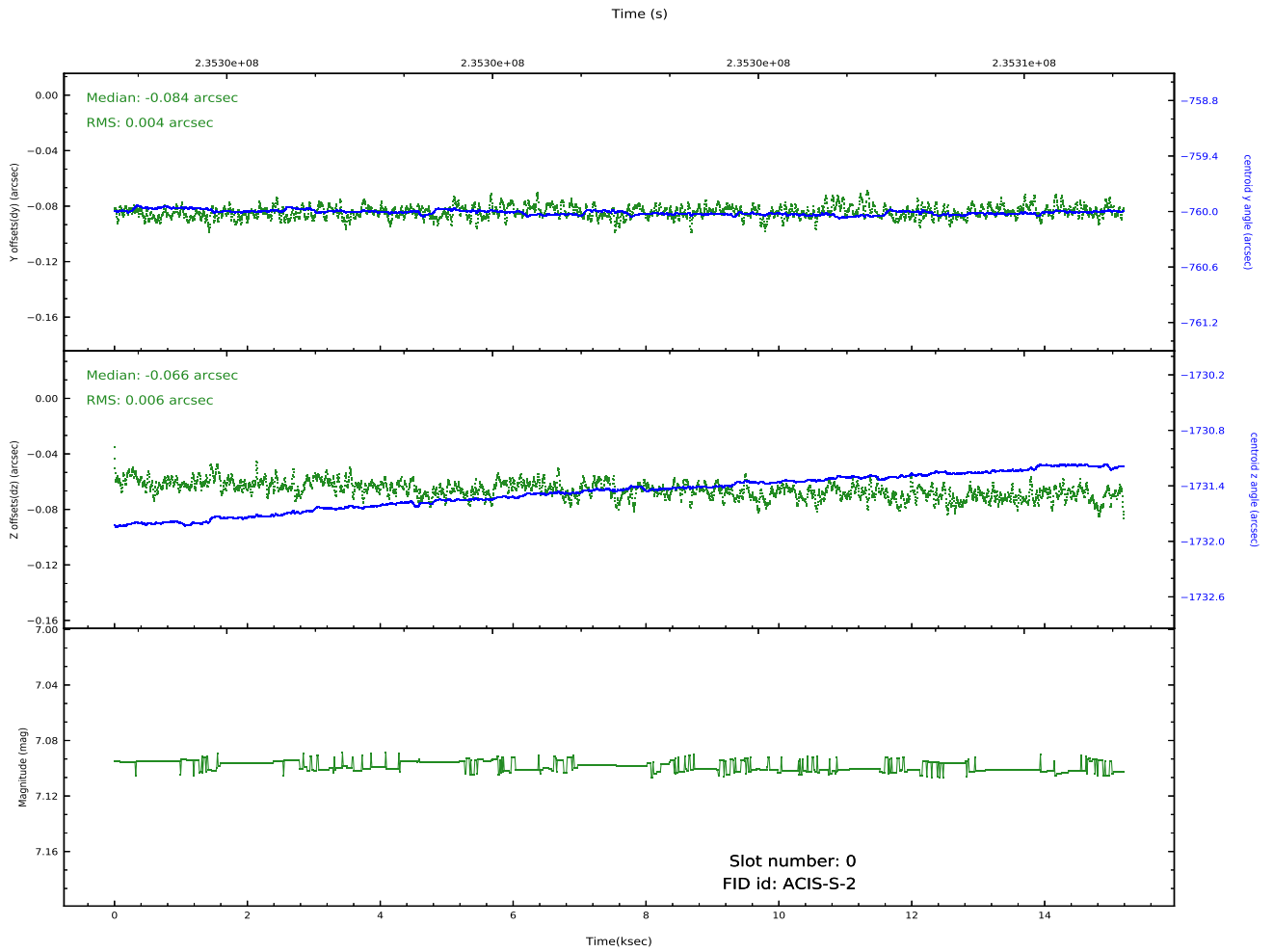
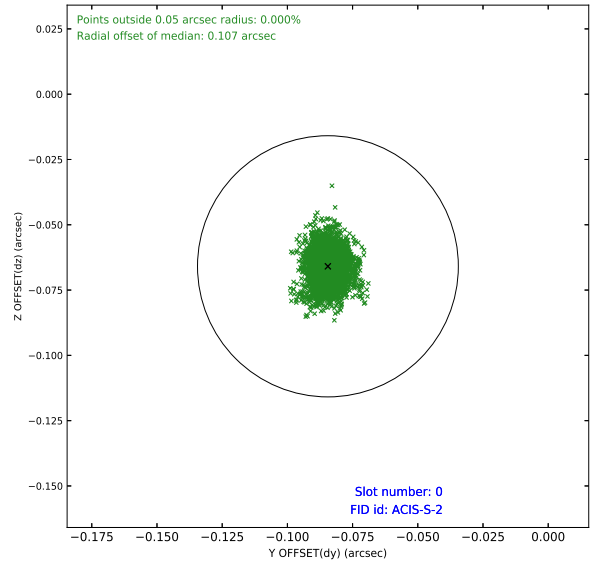
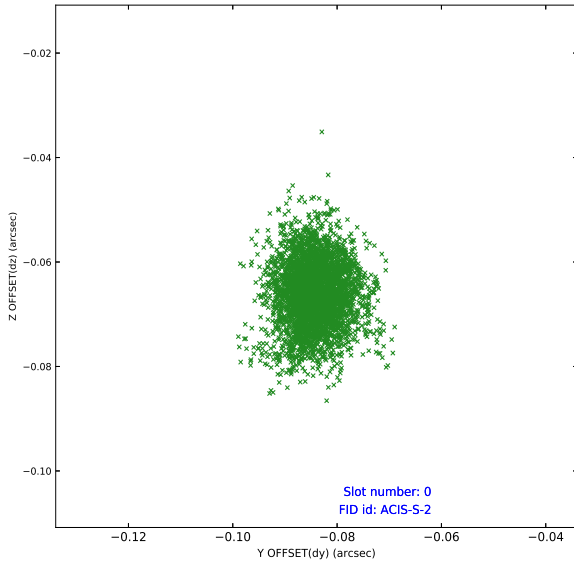


Time (s)

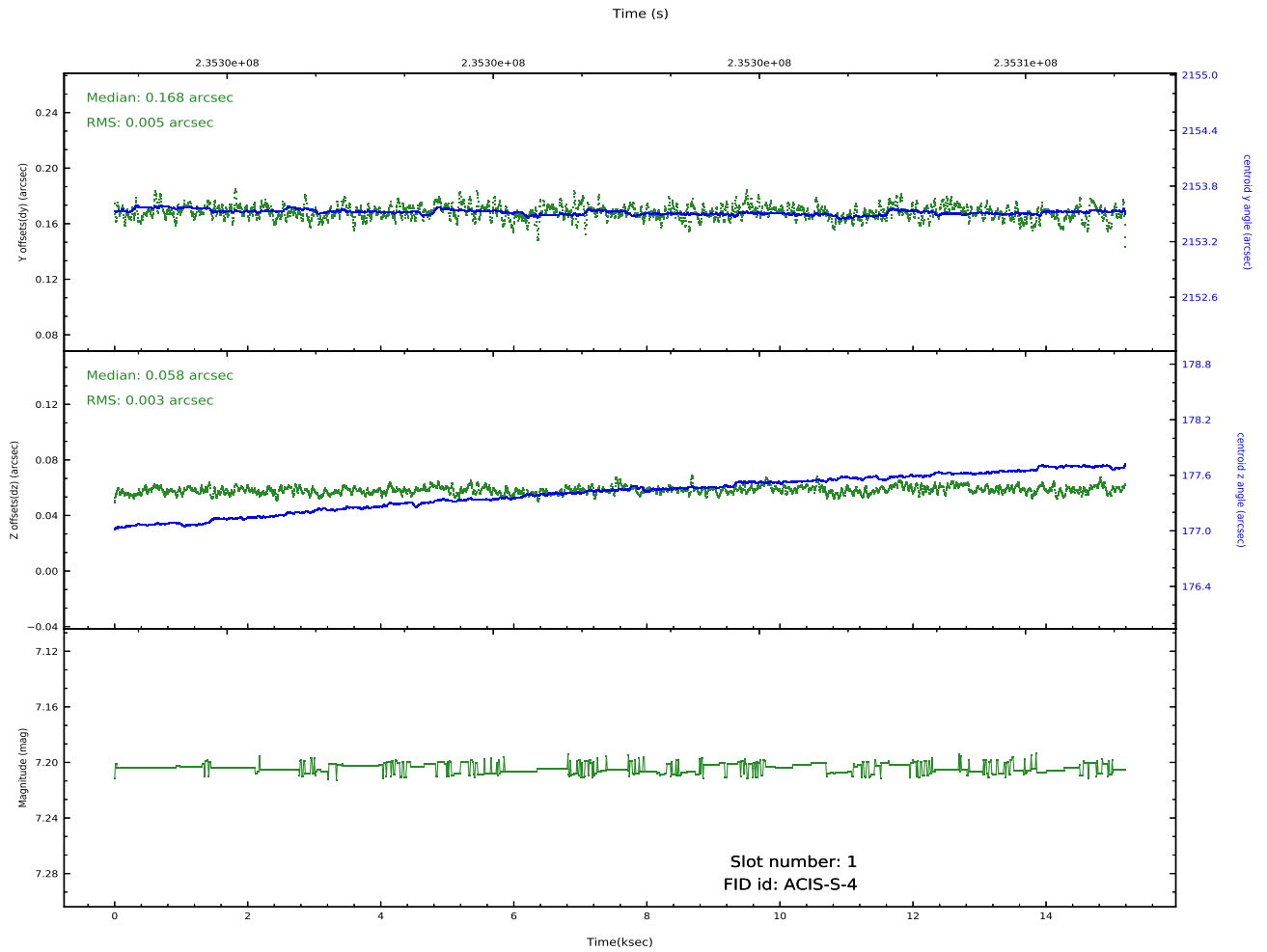
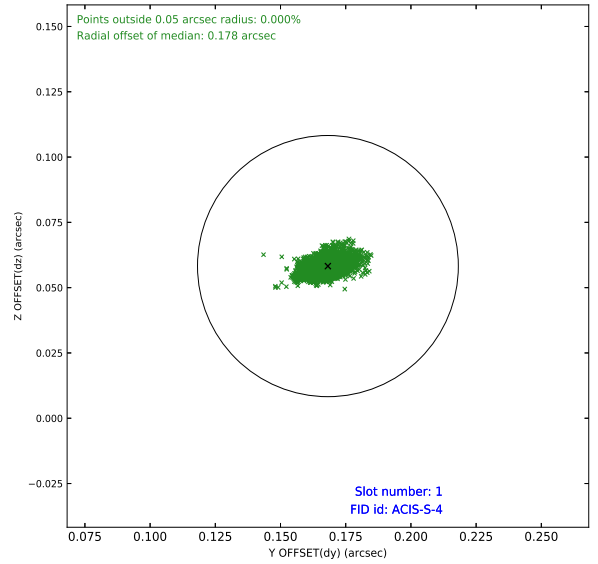
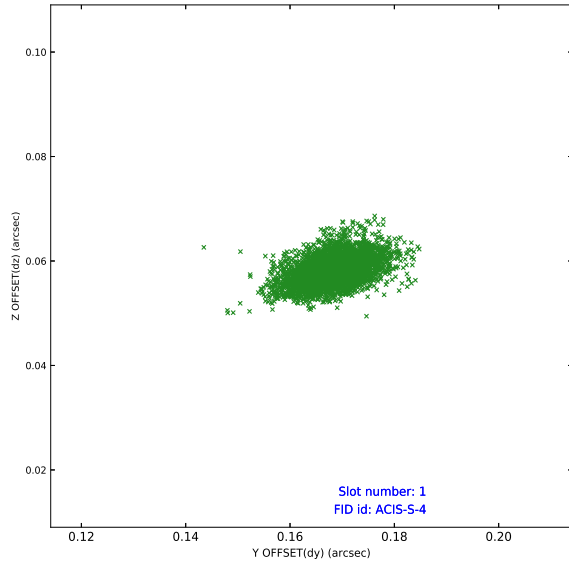


2.5 FID Slots

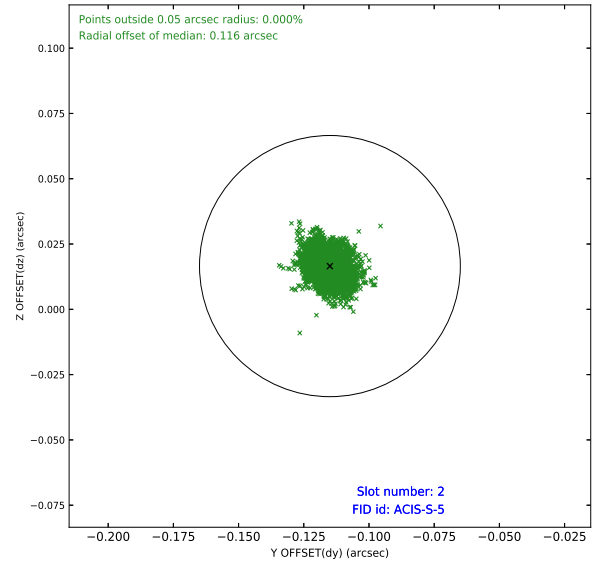
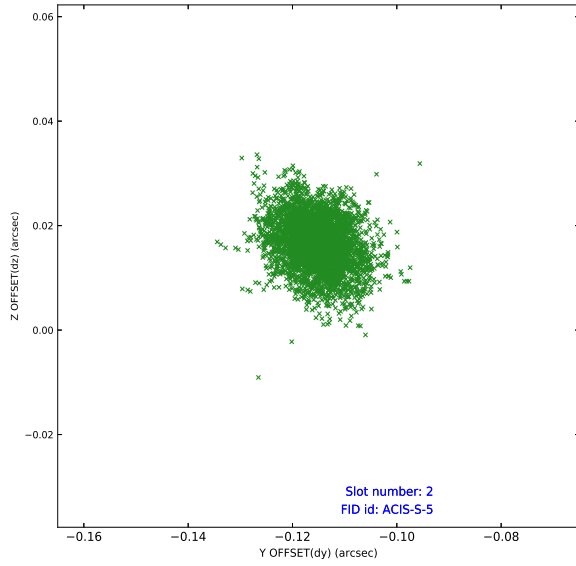
2.5.1 Slot 0



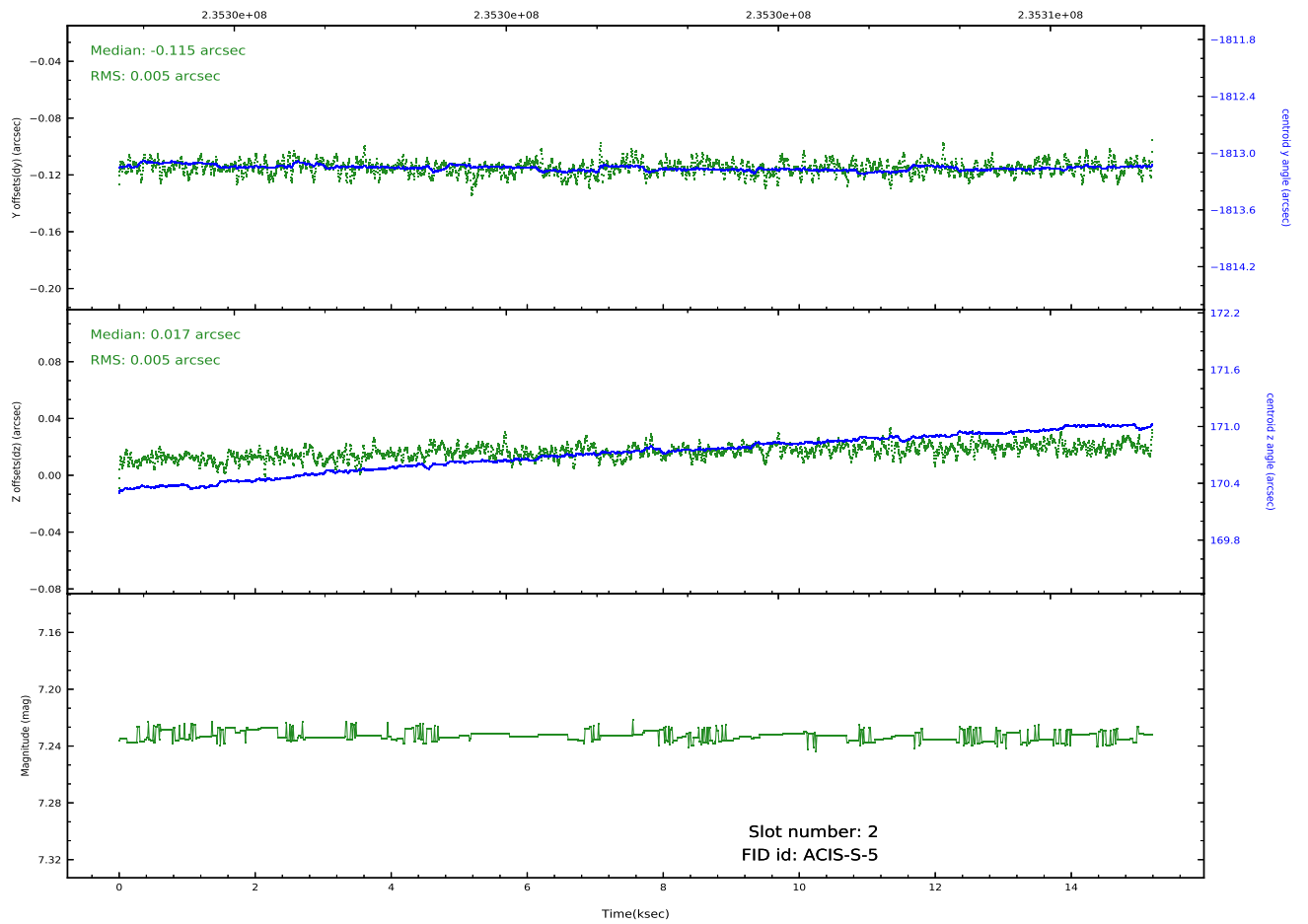
2.5.2 Slot 1



2.5.3 Slot 2



Time (s)



A Summary

A.1 Status

V&V Scientist	Beth Sundheim
V&V Date (YYYY-MM-DD)	2020.10.09
V&V Edition	1
V&V Disposition and Status	OK
V&V Charge Time	14.80959

A.2 Comments