

V&V Reference Report

L2 ASCDS Version : 10.9.1

Observation 5605 - L2 Version 5
Chandra X-Ray Center

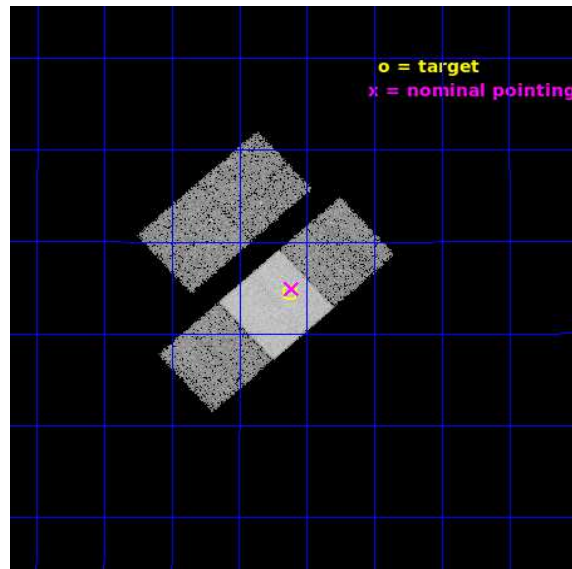
L2 Processing Date : Oct 9 2020

Contents

1	Front	2
2	OBI	3
2.1	OBI	3
2.1.1	Images	3
2.1.2	Bias	3
2.1.3	Parameters	4
2.1.4	Events	4
2.2	Compared Parameters	5
2.3	Aspect	6
2.4	Star Slots	9
2.4.1	Slot 3	9
2.4.2	Slot 4	10
2.4.3	Slot 5	11
2.4.4	Slot 6	12
2.4.5	Slot 7	13
2.5	FID Slots	14
2.5.1	Slot 0	14
2.5.2	Slot 1	15
2.5.3	Slot 2	16
A	Summary	17
A.1	Status	17
A.2	Comments	17

1 Front


seq_num	701028	Sequence number
obs_id	5605	Observation id
title	A Study of Quasar Evolution With The Aid Of Lensing	Proposal title
observer	Gordon Garmire	Principal investigator
object	PSS2322+1944	Source name
dtcycle	0	
cycle	P	events from which exps? Prim/Second/Both
ra_targ	350.53	Observer's specified target RA [deg]
dec_targ	19.739722	Observer's specified target Dec [deg]
ra_nom	350.52759960988	Nominal RA [deg]
dec_nom	19.748264968609	Nominal Dec [deg]
roll_nom	137.95504000915	Nominal Roll [deg]
revision	5	Processing version of data
ontime	13776.399973482	Sum of GTIs [s]
livetime	13596.40116579	Livetime [s]
ontime2	13776.399973482	Sum of GTIs [s]
ontime3	13776.399973482	Sum of GTIs [s]
ontime6	13773.259003252	Sum of GTIs [s]
ontime7	13776.399973482	Sum of GTIs [s]
ontime8	13776.399973482	Sum of GTIs [s]
l2events	95837	Number of level 2 events




2 OBI

2.1 OBI

2.1.1 Images



2.1.2 Bias



2.1.3 Parameters

obi_num	2	Obi number	sched_exp_time	13599.538000	[s] Scheduled observation exposure time
ascdsver	10.9.1	Processing system revision	ontime	13776.399973482	Sum of GTIs [s]
caldbver	4.9.2	 	ontime2	13776.399973482	Sum of GTIs [s]
date	2020-10-09T18:26:17	Date and time of file creation	ontime3	13776.399973482	Sum of GTIs [s]
revision	5	Processing version of data	ontime6	13773.259003252	Sum of GTIs [s]
			ontime7	13776.399973482	Sum of GTIs [s]
			ontime8	13776.399973482	Sum of GTIs [s]
			l1events	596985	Number of level 1 events

2.1.4 Events

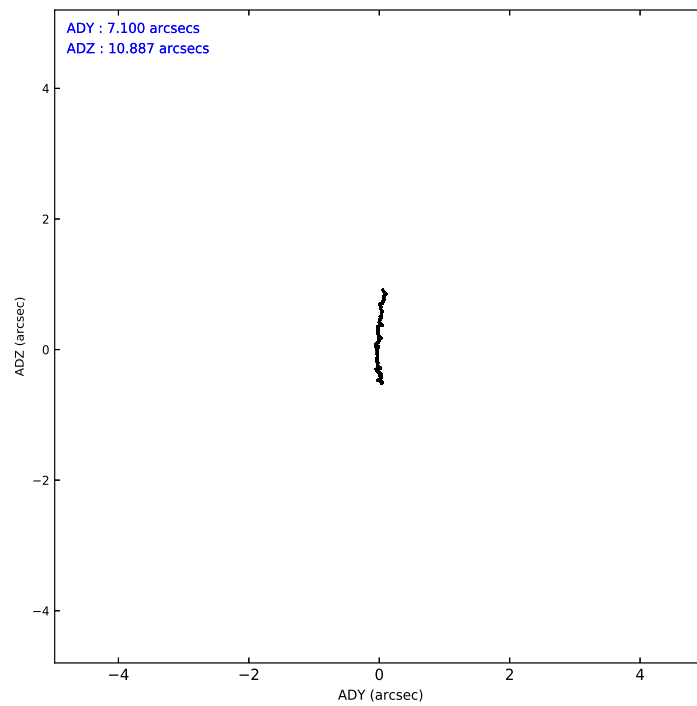
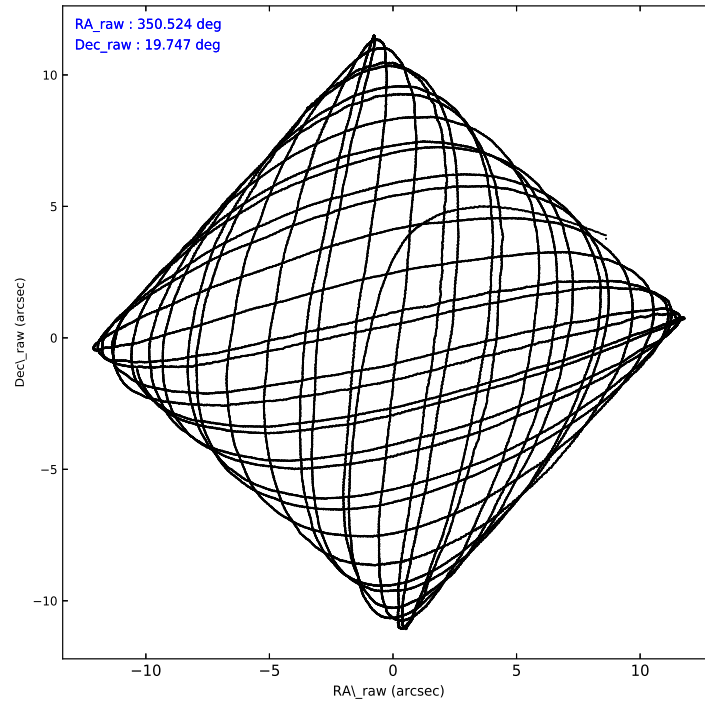
	ccd 2	ccd 3	ccd 6	ccd 7	ccd 8
level 1 events	103564	102944	110021	146385	134071
rejected events	91778	91298	98117	90729	107836
rejected %	88%	88%	89%	61%	80%

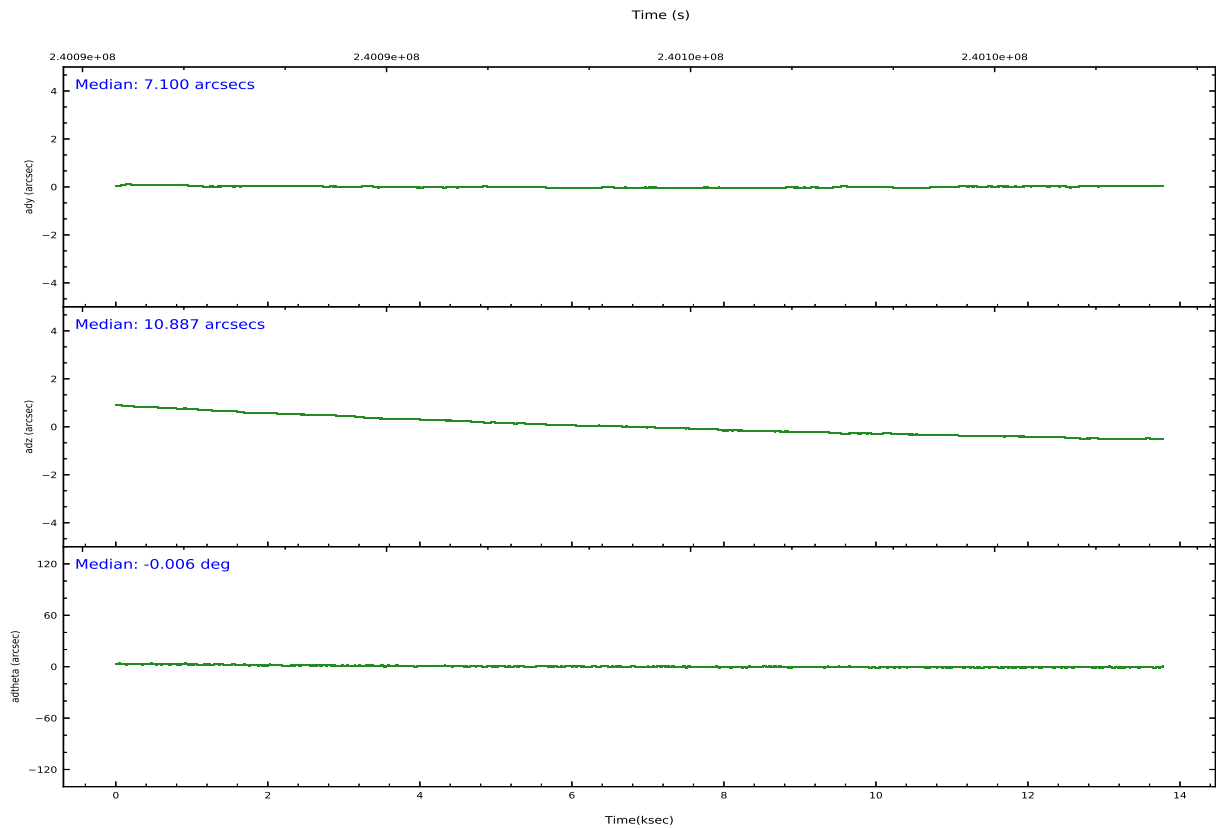
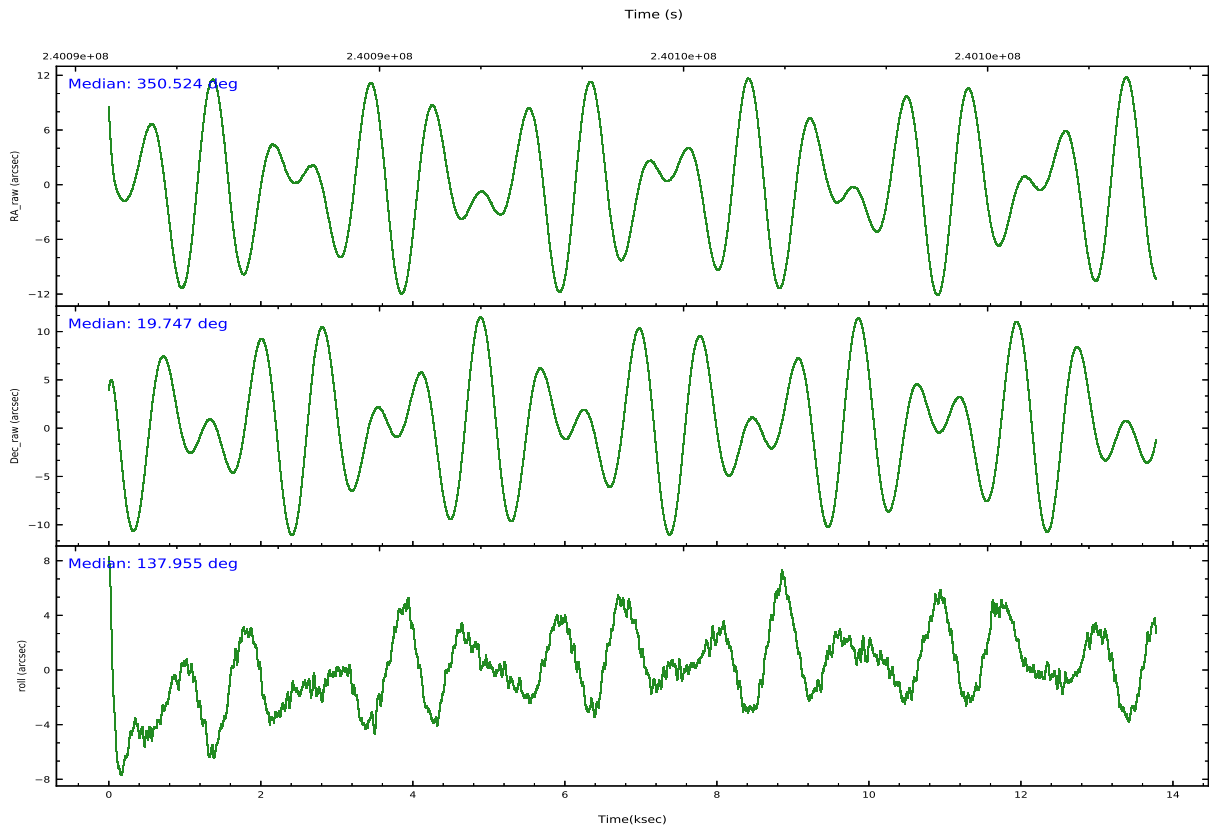
	ccd 2	ccd 3	ccd 6	ccd 7	ccd 8
grade 0 events	5762	5396	5101	5405	9098
	5%	5%	4%	3%	6%
grade 1 events	33	81	41	157	99
	0%	0%	0%	0%	0%
grade 2 events	2626	2528	2745	11888	6277
	2%	2%	2%	8%	4%
grade 3 events	1195	1233	1275	5267	2912
	1%	1%	1%	3%	2%
grade 4 events	1130	1186	1192	5292	2768
	1%	1%	1%	3%	2%
grade 5 events	4017	4990	4971	13639	6457
	3%	4%	4%	9%	4%
grade 6 events	2032	2202	2574	32426	7382
	1%	2%	2%	22%	5%
grade 7 events	86769	85328	92122	72311	99078
	83%	82%	83%	49%	73%

2.2 Compared Parameters

Parameter	Planned	Actual	Parameter	Planned	Actual
Instrument	ACIS	ACIS	Obspar version number	8	8
Detector	ACIS-23678	ACIS-23678	Obspar file type	PREDICTED	ACTUAL
Grating	NONE	NONE	Obspar update status	NONE	UPDATED
Data mode	VFAINT	VFAINT	Number of optional ACIS chips dropped	0	0
Observation mode	POINTING	POINTING	On-chip summing requested	N	N
[deg] Pointing RA	350.552070	350.52759960988	Subarray requested	NONE	NONE
[deg] Pointing Dec	19.742028	19.748264968609	Alternating exposures requested	N	N
[deg] Pointing Roll	137.793715	137.95504000915	[s] Primary exposure time	0.000000	3.1
[mm] SIM focus pos	-0.684267	-0.6828225247311905			
[mm] SIM defocus	0	0.001444936568705701			
[mm] SIM translation stage pos	-190.132523	-190.1425803651734			
[mm] SIM translation stage offset	0	0.01005778216563158			
[s] Observation start time (MET)	240088618.184000	240087062.19577			
Observation start date	2005-08-10T19:15:54	2005-08-10T18:51:02			
[s] Observation end time (MET)	240102217.184000	240102447.95897			
Observation end date	2005-08-10T23:02:33	2005-08-10T23:07:27			
Read mode	TIMED	TIMED			

2.3 Aspect





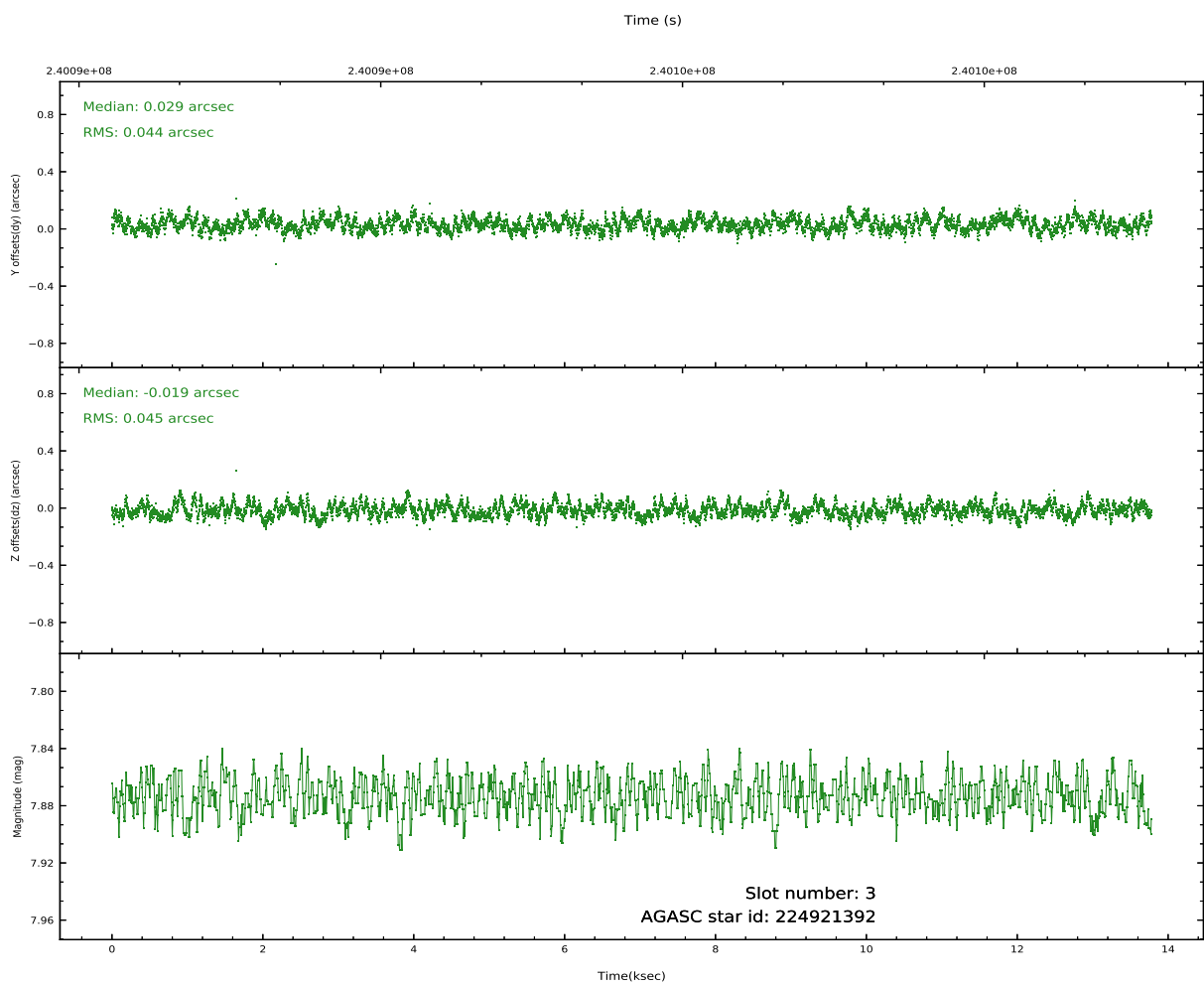
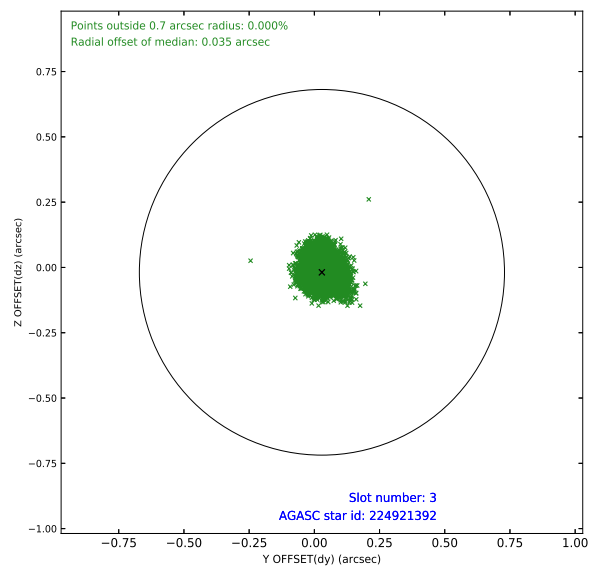
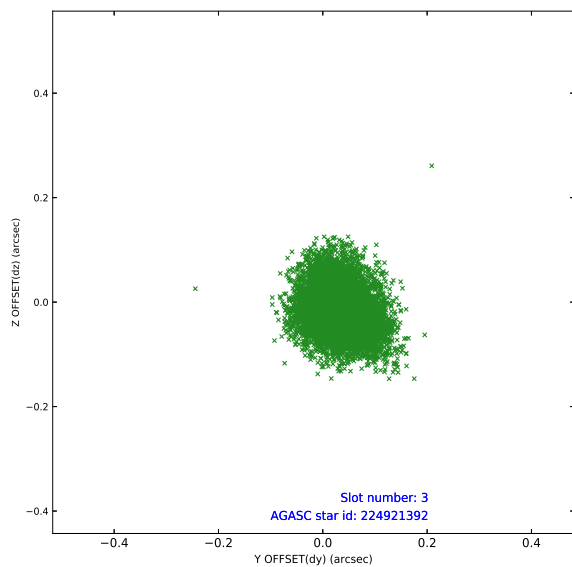
Slot Statistics

slot	status	used	id	mag	n_pts	frac_pts	med_dy	med_dz	dr1	dr2	ra	dec	mean_y	mea
0	FID		ACIS-S-2	7.10	3361	1.000	-0.084	-0.060	0.009	0.018	0.000000	0.000000	-759.88	-1732
1	FID		ACIS-S-4	7.21	3361	1.000	0.156	0.056	0.007	0.015	0.000000	0.000000	2153.42	176
2	FID		ACIS-S-5	7.23	3362	1.000	-0.104	0.012	0.008	0.014	0.000000	0.000000	-1812.37	169
3	GUIDE	used	224921392	7.87	6722	1.000	0.029	-0.019	0.068	0.106	350.555111	19.400096	-835.33	905
4	GUIDE	used	224922048	7.73	6721	1.000	0.074	-0.119	0.057	0.089	350.167102	19.840789	1205.76	611
5	GUIDE	used	225326160	8.84	6720	1.000	0.137	0.101	0.082	0.135	350.963259	20.089095	-188.35	-1860
6	GUIDE	used	225327424	9.37	6720	1.000	-0.155	0.297	0.095	0.150	350.878759	20.348391	651.04	-2358
7	GUIDE	used	224924376	7.64	6722	1.000	-0.090	-0.262	0.063	0.103	350.016141	19.311780	309.88	2368

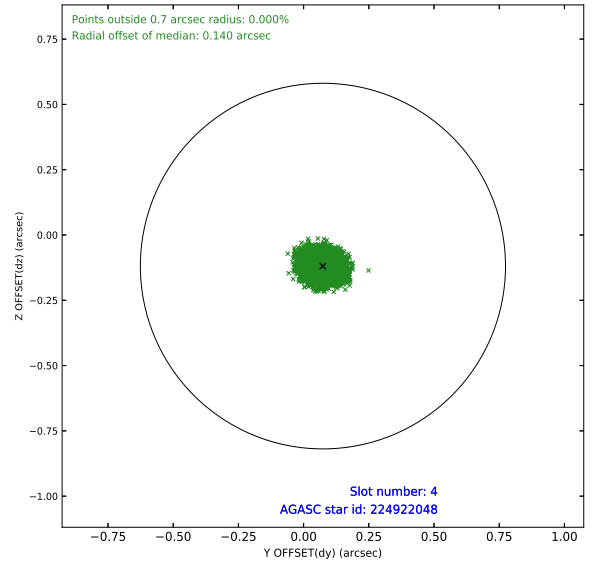
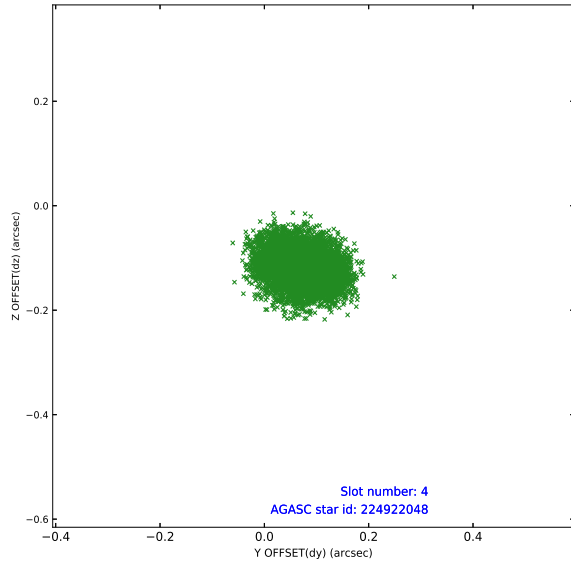
∞

2.4 Star Slots

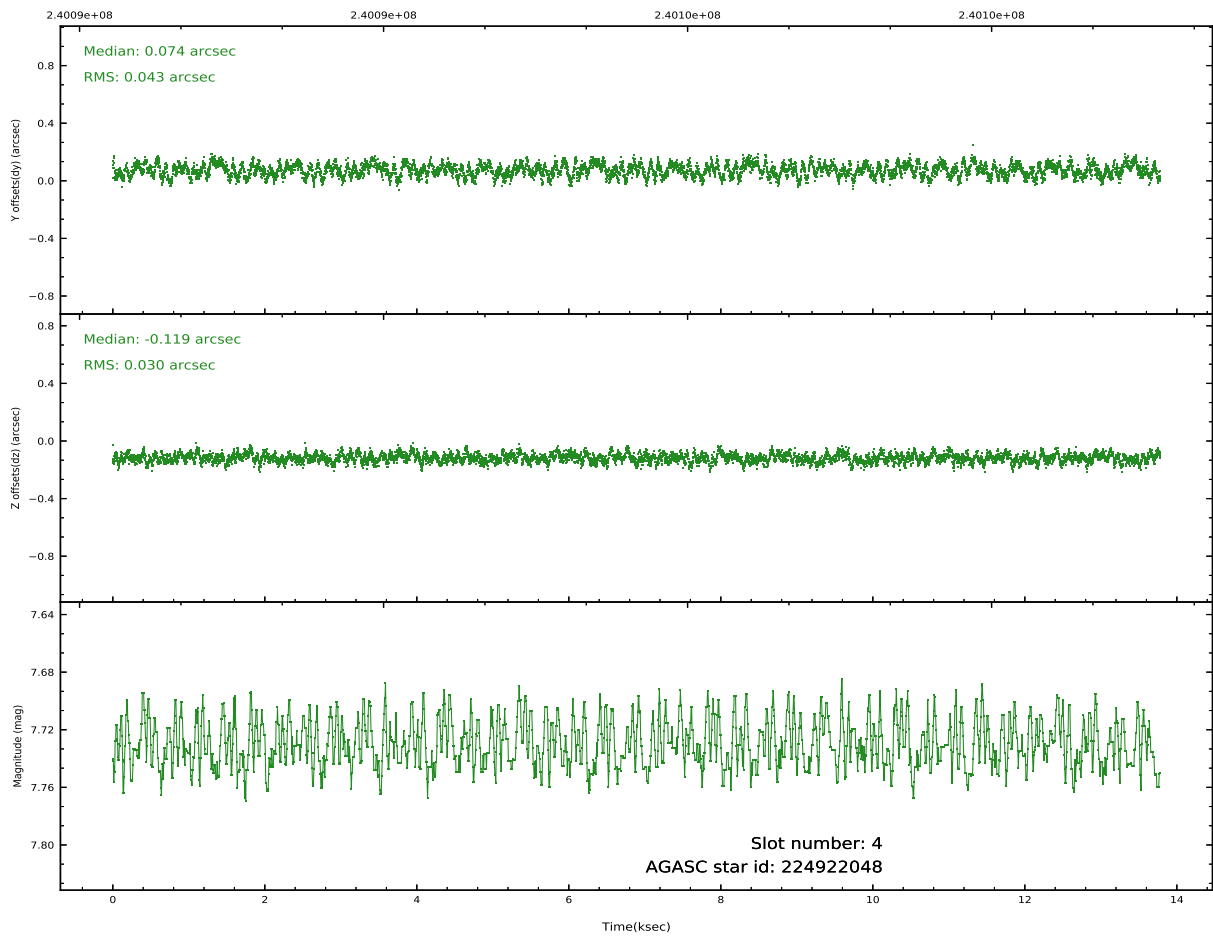
2.4.1 Slot 3



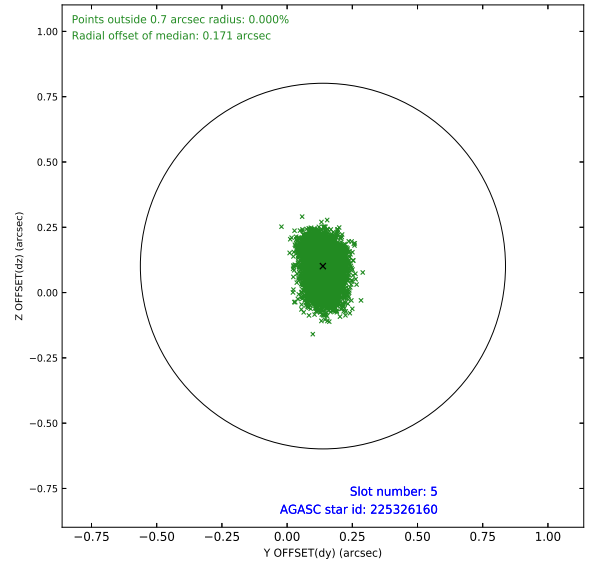
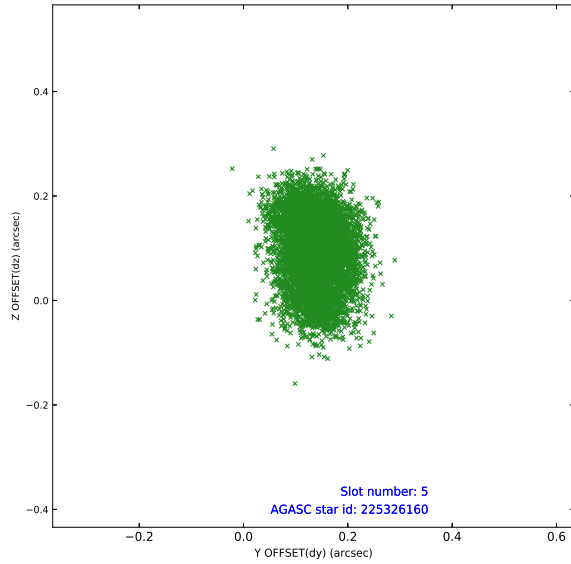
2.4.2 Slot 4



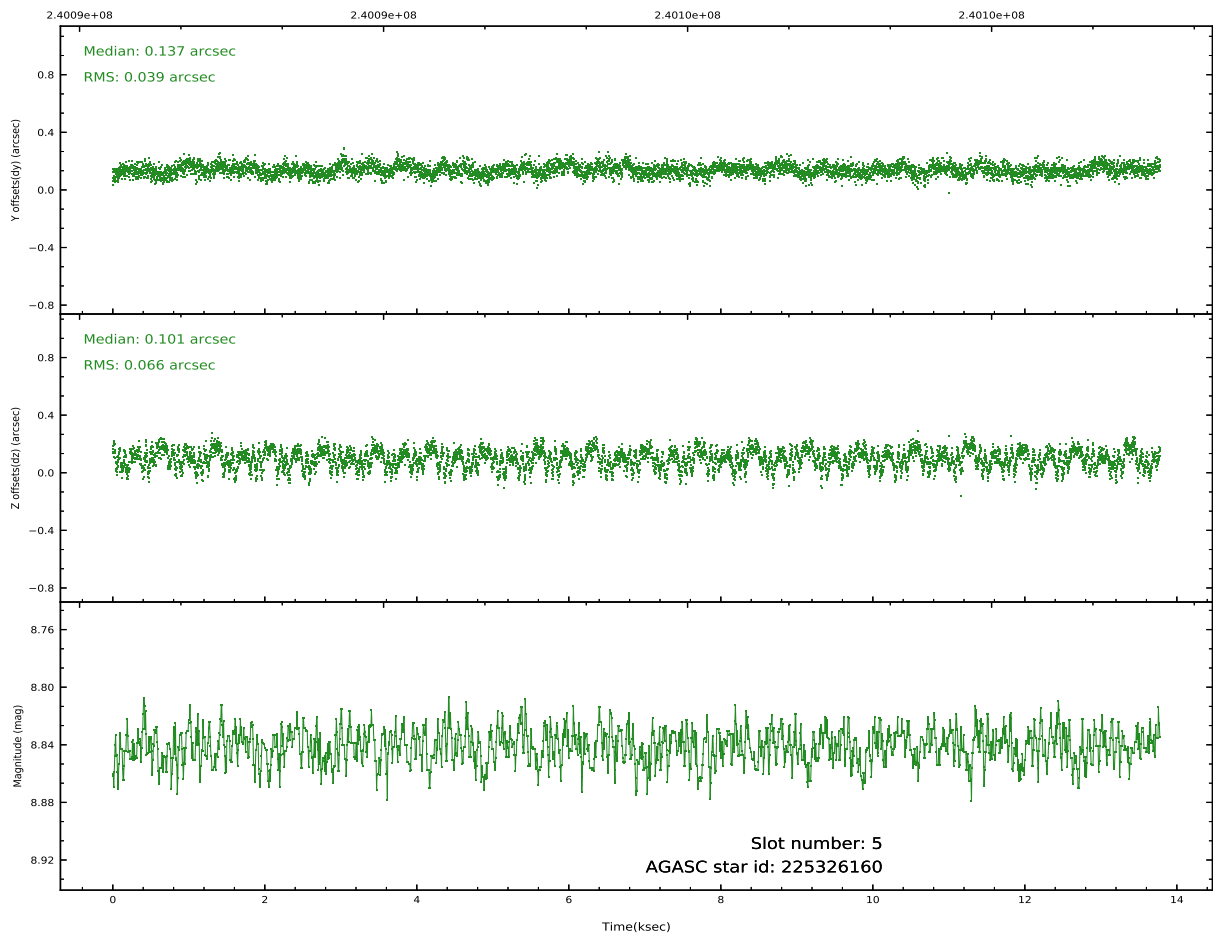
Time (s)



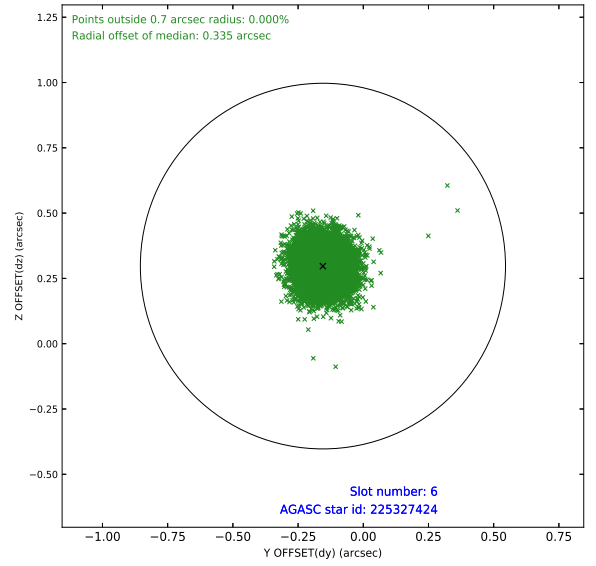
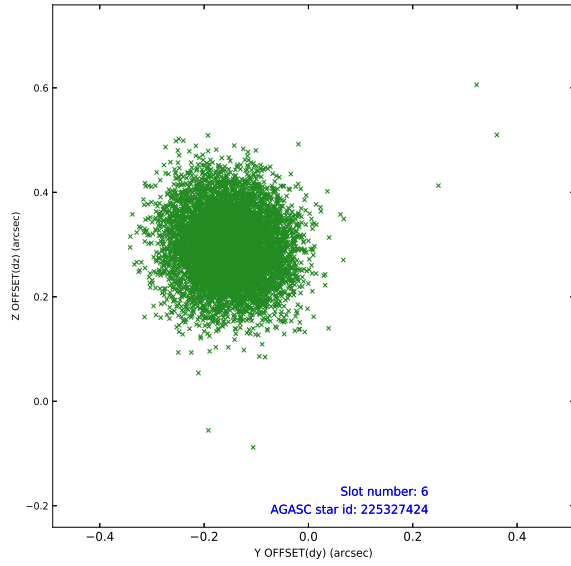
2.4.3 Slot 5



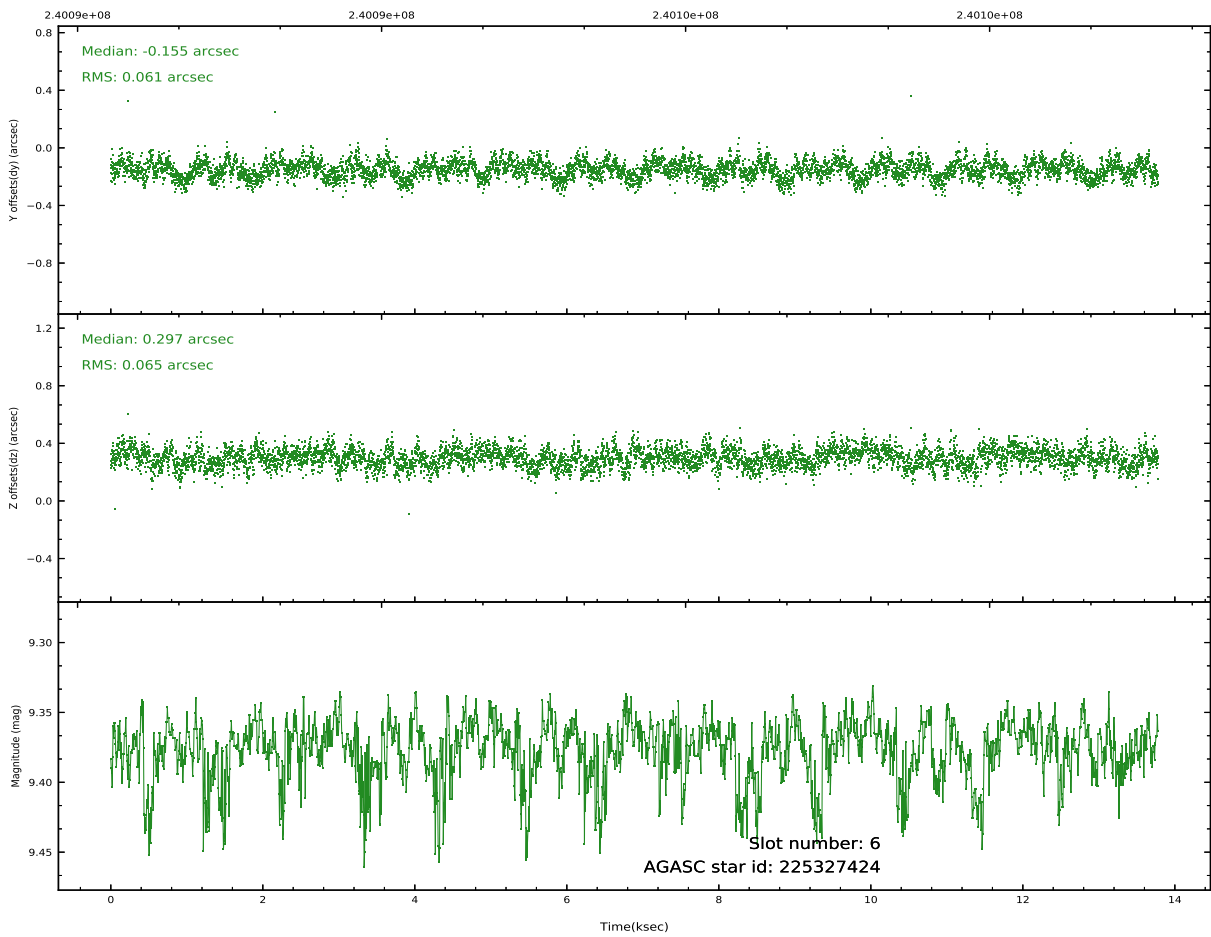
Time (s)



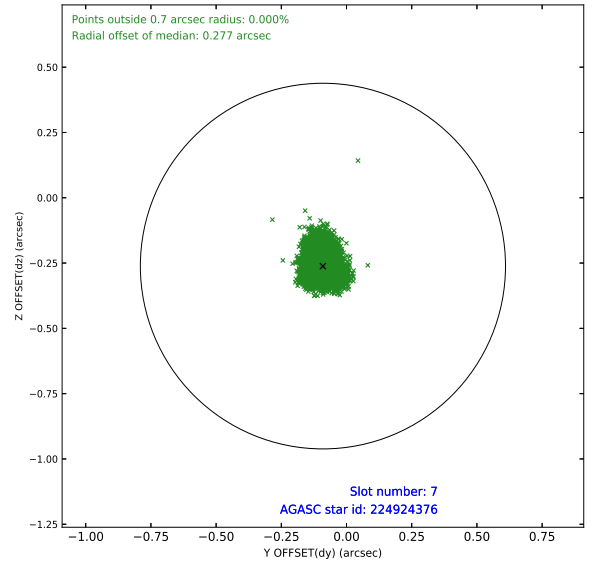
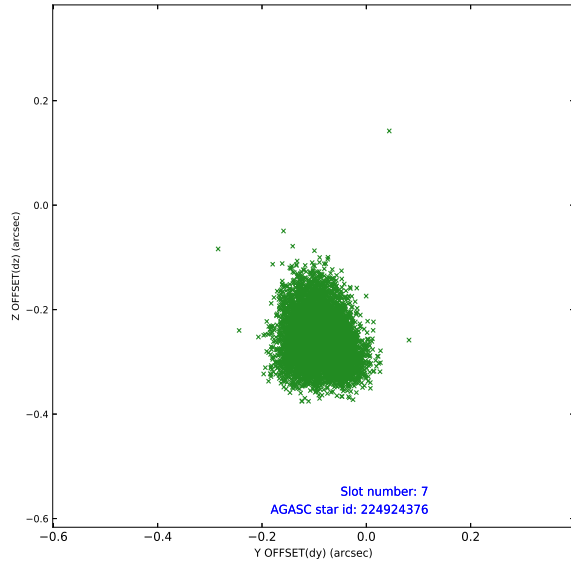
2.4.4 Slot 6



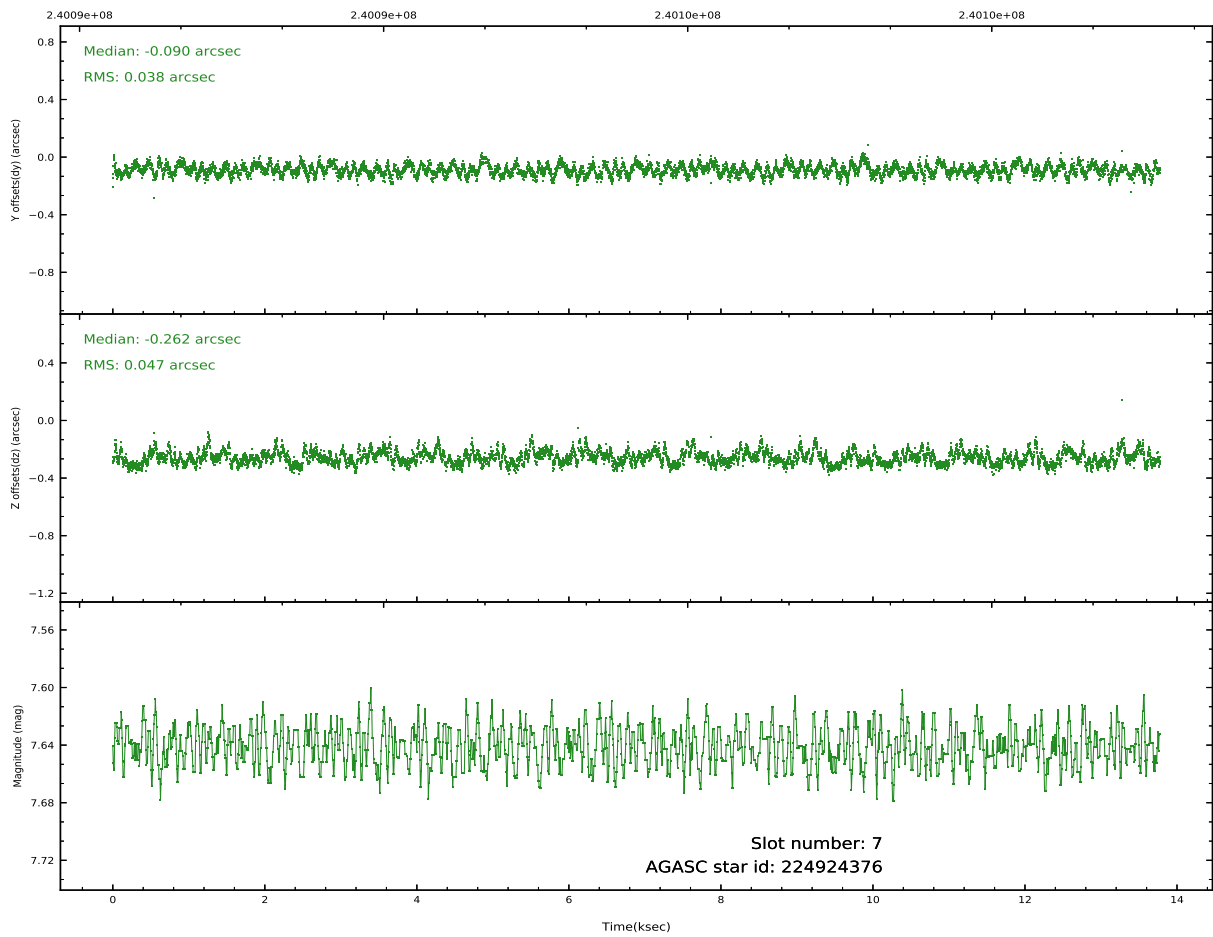
Time (s)



2.4.5 Slot 7

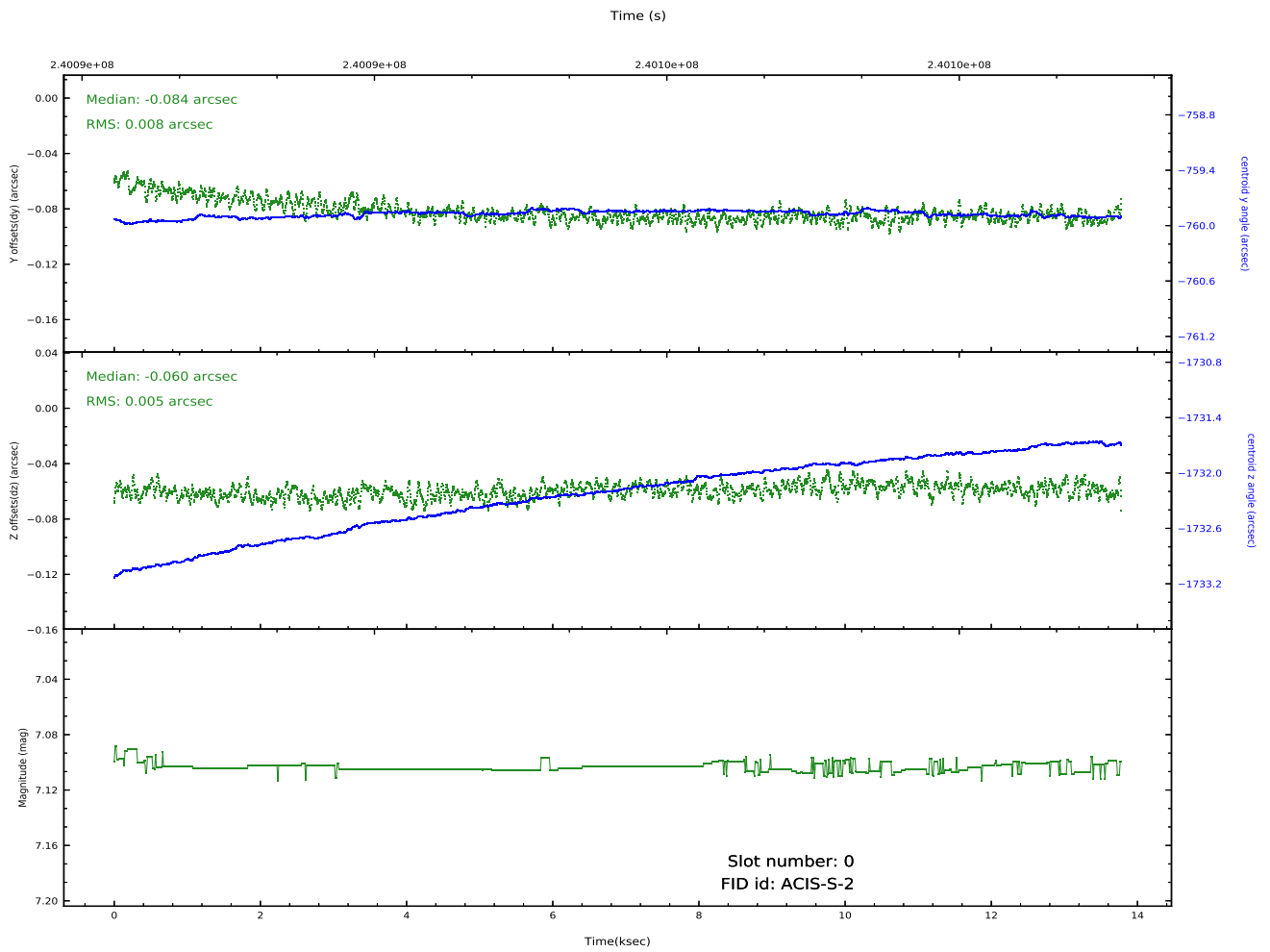
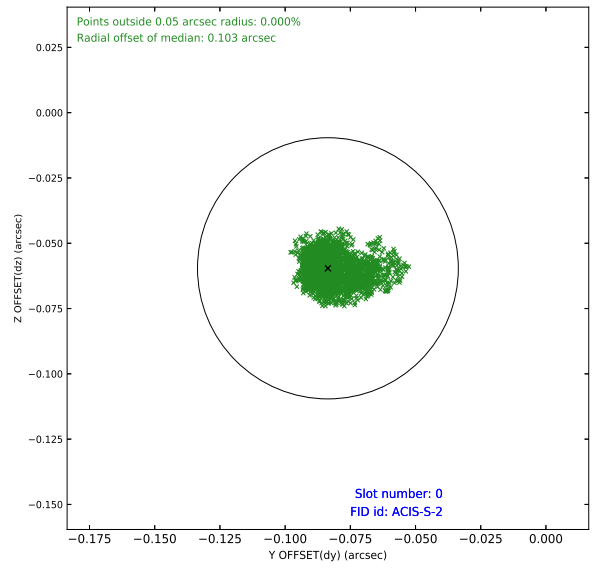
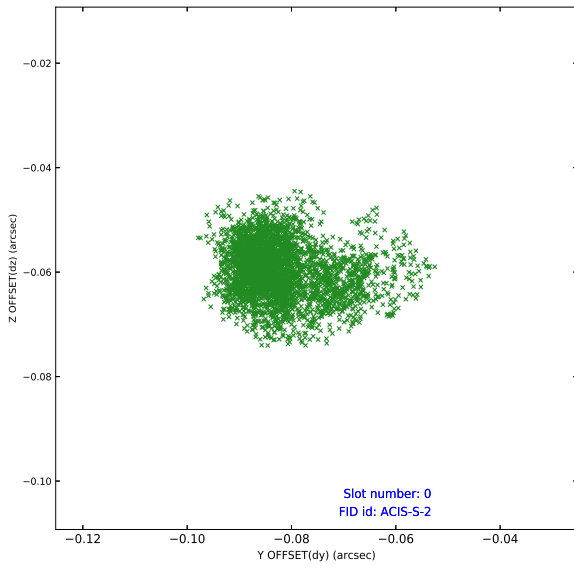


Time (s)

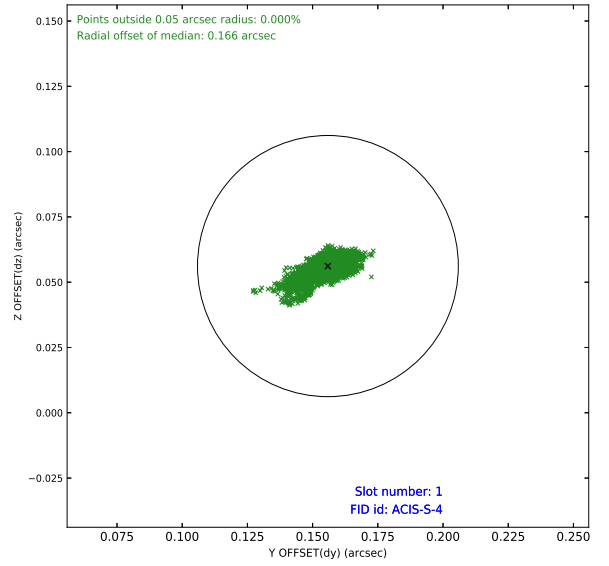
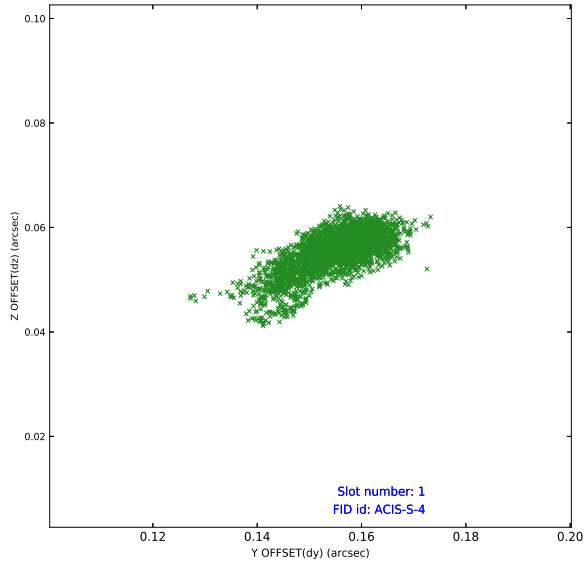


2.5 FID Slots

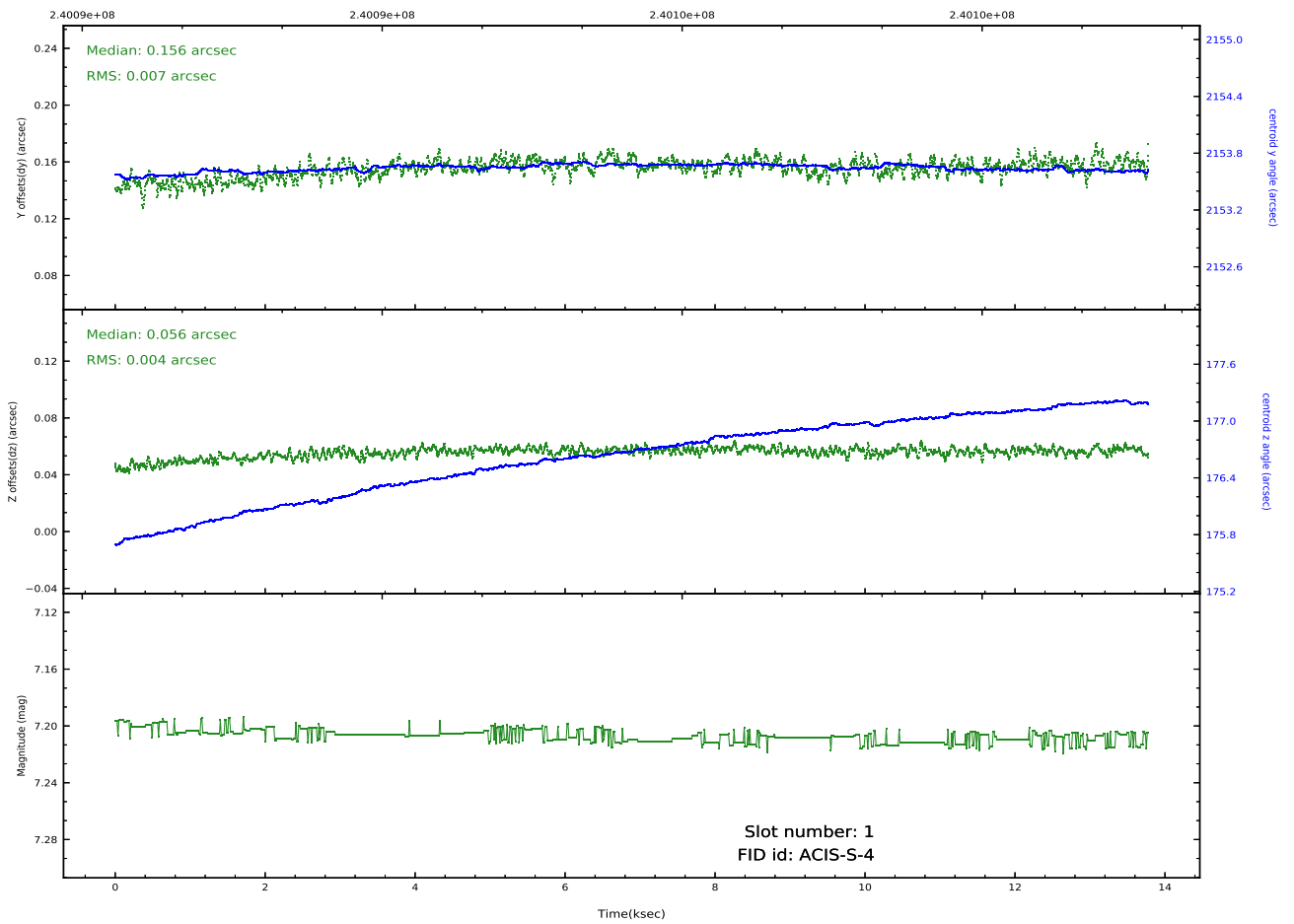
2.5.1 Slot 0



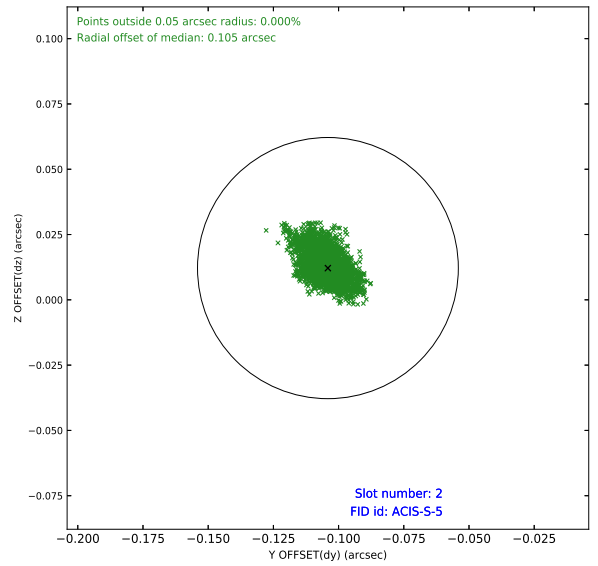
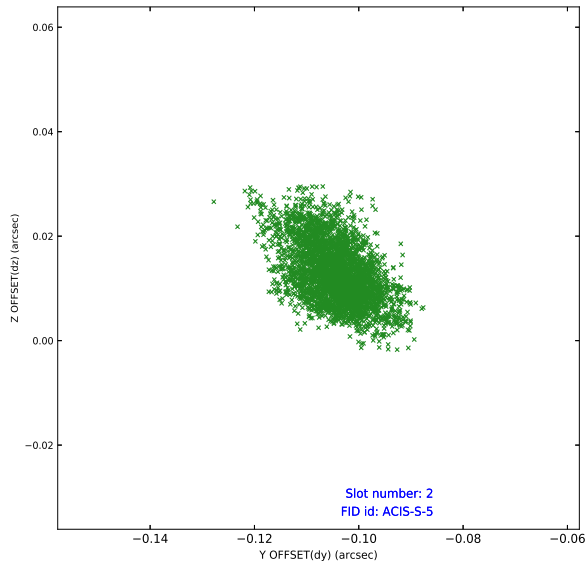
2.5.2 Slot 1



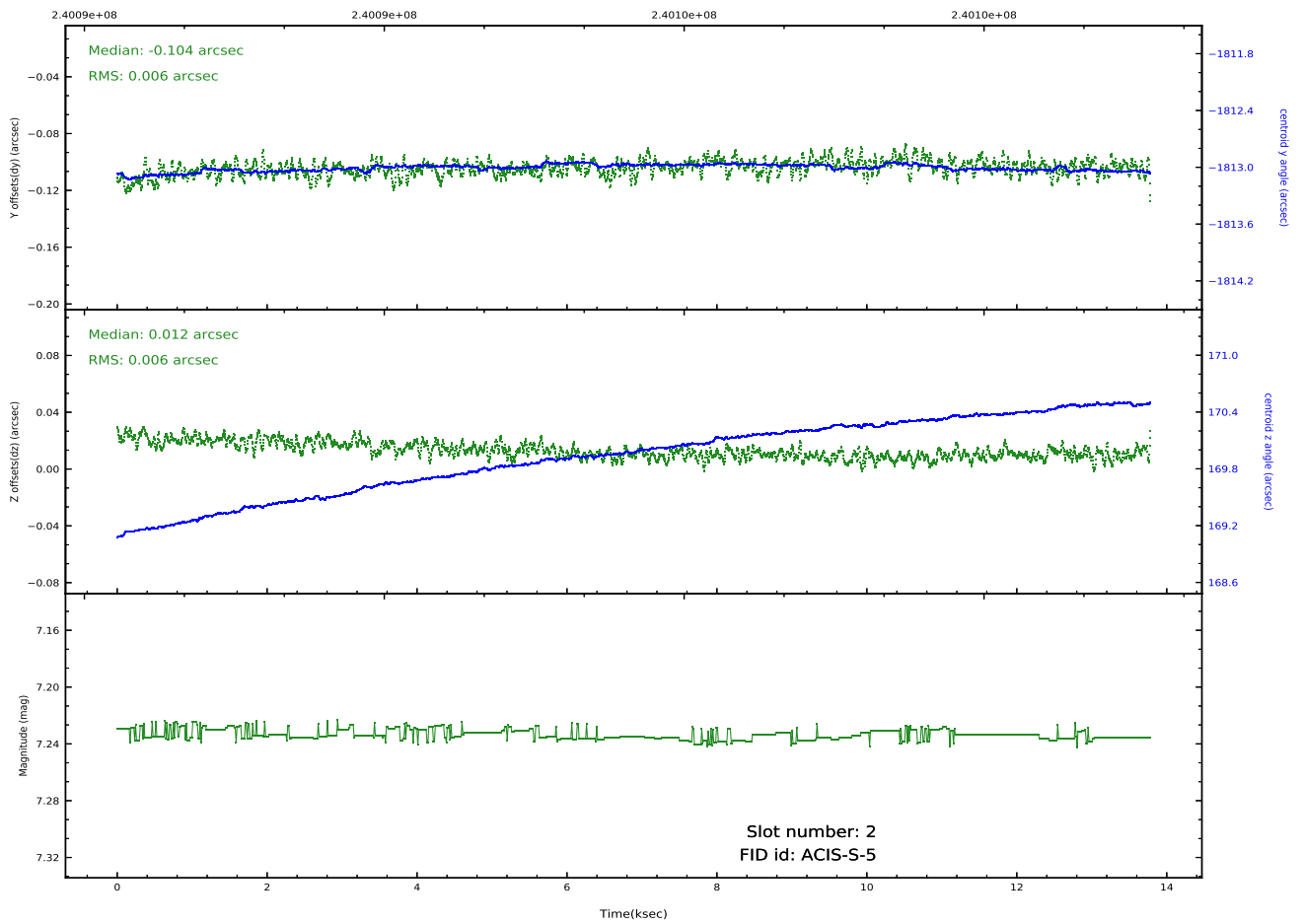
Time (s)



2.5.3 Slot 2



Time (s)



A Summary

A.1 Status

V&V Scientist	Beth Sundheim
V&V Date (YYYY-MM-DD)	2020.10.13
V&V Edition	1
V&V Disposition and Status	OK
V&V Charge Time	13.77639

A.2 Comments