

V&V Reference Report

L2 ASCDS Version : 8.4.3

Observation 13016 - L2 Version 2
Chandra X-Ray Center

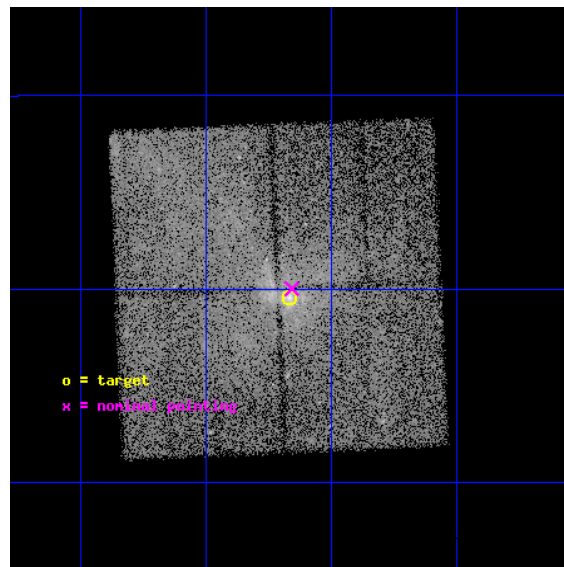
L2 Processing Date : Feb 6 2012

Contents

1	Front	2
2	OBI	3
2.1	OBI	3
2.1.1	Images	3
2.1.2	Bias	3
2.1.3	Parameters	4
2.1.4	Events	4
2.2	Compared Parameters	5
2.3	Aspect	6
2.4	Star Slots	9
2.4.1	Slot 3	9
2.4.2	Slot 4	10
2.4.3	Slot 5	11
2.4.4	Slot 6	12
2.4.5	Slot 7	13
2.5	FID Slots	14
2.5.1	Slot 0	14
2.5.2	Slot 1	15
2.5.3	Slot 2	16
A	Summary	17
A.1	Status	17
A.2	Comments	17

1 Front


seq_num	600980	Sequence number
obs_id	13016	Observation id
title	Probing the Flaring Activity and Submillimeter Structure of Sgr A* with Chandra and 1.3mm VLBI	Proposal title
observer	Dr. Frederick Baganoff	Principal investigator
object	Sgr A*	Source name
dtcycle	0	
cycle	P	events from which exps? Prim/Second/Both
ra_targ	266.416667	Observer's specified target RA [deg]
dec_targ	-29.007778	Observer's specified target Dec [deg]
ra_nom	266.4143080461	Nominal RA [deg]
dec_nom	-28.999960170023	Nominal Dec [deg]
roll_nom	87.603571442301	Nominal Roll [deg]
revision	2	Processing version of data
ontime	18066.222529888	Sum of GTIs [s]
livetime	17830.174032376	Livetime [s]
ontime0	18066.099409878	Sum of GTIs [s]
ontime1	18066.140449882	Sum of GTIs [s]
ontime2	18066.181489885	Sum of GTIs [s]
ontime3	18066.222529888	Sum of GTIs [s]
l2events	116702	Number of level 2 events




2 OBI

2.1 OBI

2.1.1 Images



2.1.2 Bias



2.1.3 Parameters

obi_num	0	Obi number	sched_exp_time	18000.000000	[s] Scheduled observation exposure time
ascdsver	8.4.3	Processing system revision	ontime	18066.222529888	Sum of GTIs [s]
caldsver	4.4.7	 	ontime0	18066.099409878	Sum of GTIs [s]
date	2012-02-06T23:03:23	Date and time of file creation	ontime1	18066.140449882	Sum of GTIs [s]
revision	2	Processing version of data	ontime2	18066.181489885	Sum of GTIs [s]
			ontime3	18066.222529888	Sum of GTIs [s]
			l1events	550918	Number of level 1 events

2.1.4 Events

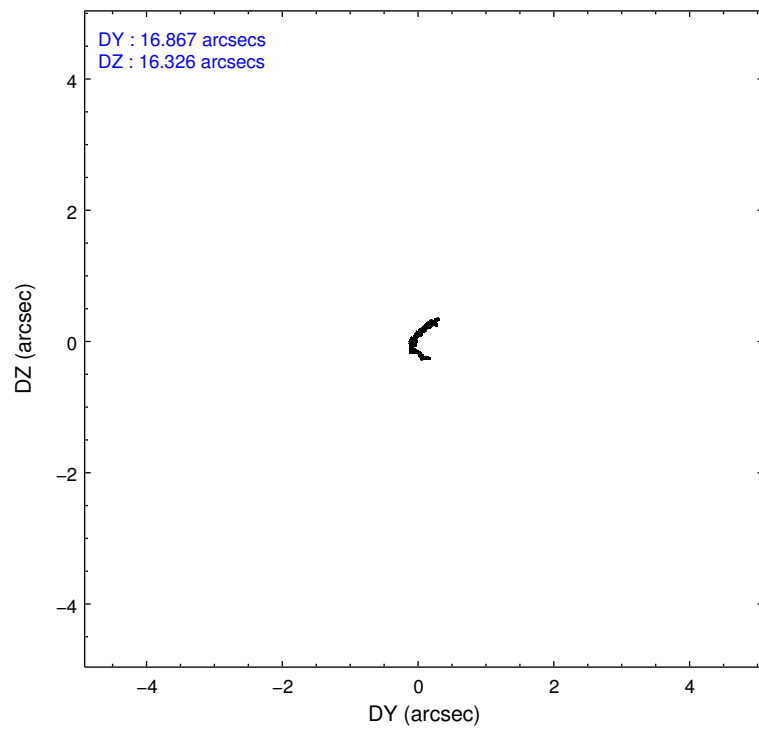
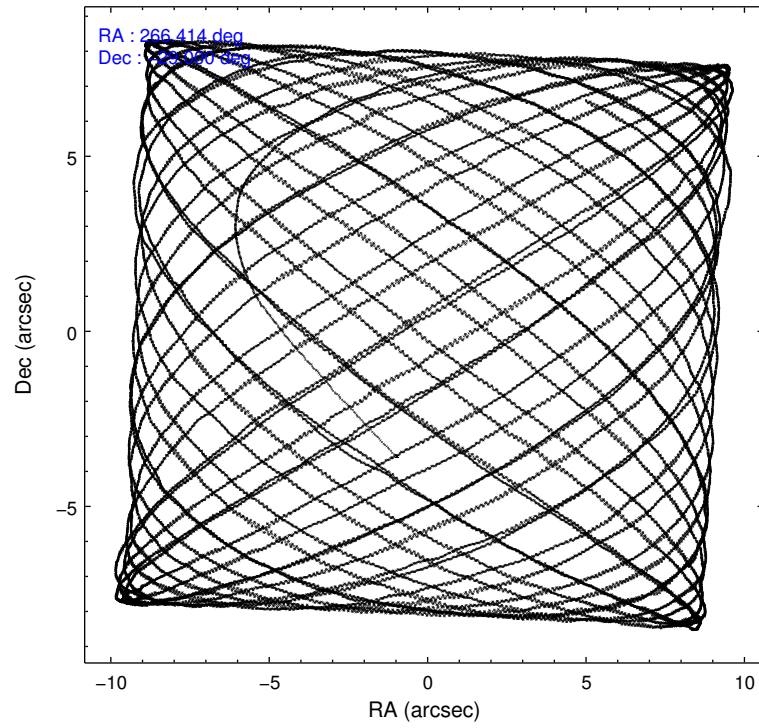
	ccd 0	ccd 1	ccd 2	ccd 3
level 1 events	140690	131146	136629	142453
rejected events	100285	96976	110205	110484
rejected %	71%	73%	80%	77%

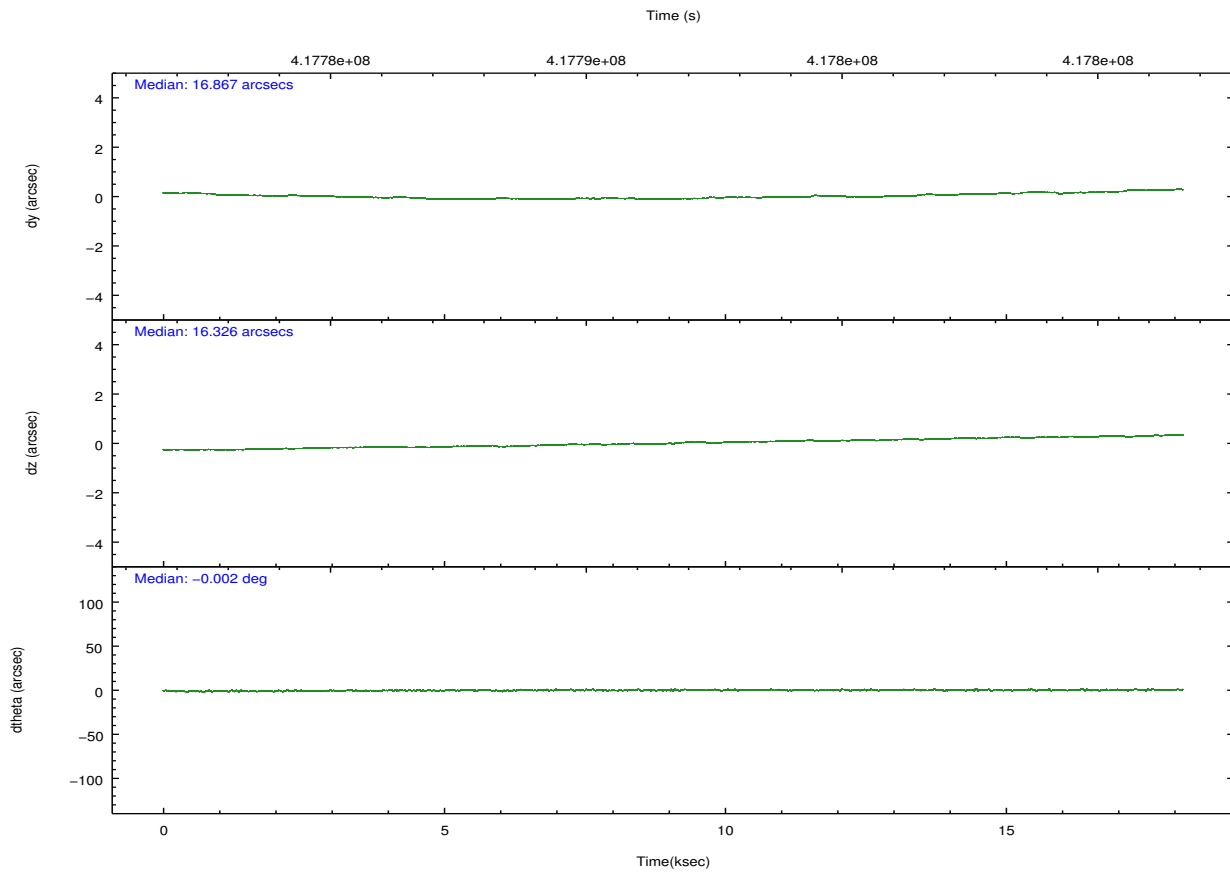
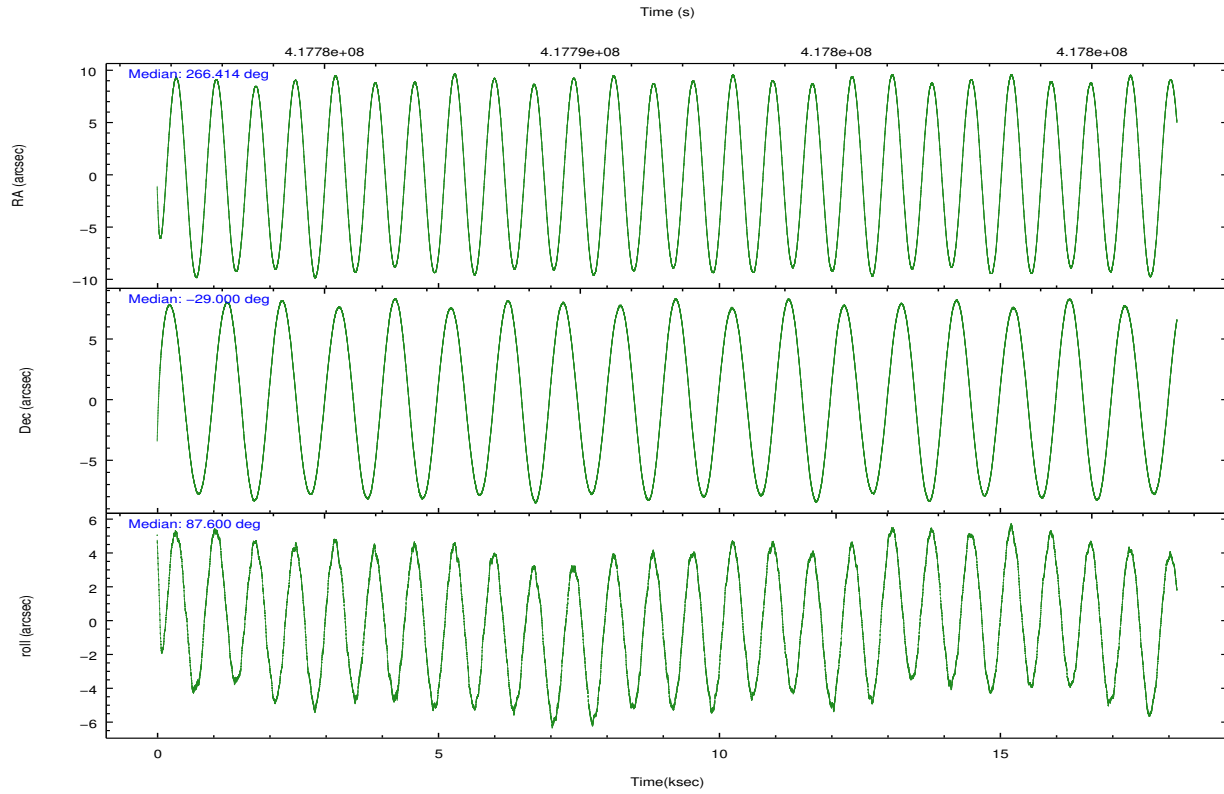
	ccd 0	ccd 1	ccd 2	ccd 3
grade 0 events	23429	16637	13949	17726
	16%	12%	10%	12%
grade 1 events	175	126	126	155
	0%	0%	0%	0%
grade 2 events	7135	8631	4978	5457
	5%	6%	3%	3%
grade 3 events	2656	2314	2015	2323
	1%	1%	1%	1%
grade 4 events	2640	2260	1998	2318
	1%	1%	1%	1%
grade 5 events	5242	5557	4887	6018
	3%	4%	3%	4%
grade 6 events	4556	4334	3486	4148
	3%	3%	2%	2%
grade 7 events	94857	91287	105190	104308
	67%	69%	76%	73%

2.2 Compared Parameters

Parameter	Planned	Actual	Parameter	Planned	Actual
Instrument	ACIS	ACIS	Obspar format version number	7	7
Detector	ACIS-0123	ACIS-0123	Obspar file type	PREDICTED	ACTUAL
Grating	NONE	NONE	Obspar update status	NONE	UPDATED
Data mode	FAINT	FAINT	Number of optional ACIS chips dropped	0	0
Observation mode	POINTING	POINTING	On-chip summing requested	N	N
[deg] Pointing RA	266.428978	266.414308046096	Subarray requested	NONE	NONE
[deg] Pointing Dec	-29.024285	-28.99996017002314	Alternating exposures requested	N	N
[deg] Pointing Roll	87.401995	87.60357144230143	[s] Primary exposure time	0.000000	3.1
[s] Window start time (MET)	417782766.184000	417782766.184000			
[s] Window stop time (MET)	417800766.184000	417800766.184000			
[mm] SIM focus pos	-0.782348	-0.7809083437167272			
[mm] SIM defocus	0	0.001439871863259334			
[mm] SIM translation stage pos	-233.592463	-233.5874344608287			
[mm] SIM translation stage offset	0	-0.005018542100998502			
[s] Observation start time (MET)	417782766.184000	417781809.67602			
Observation start date	2011-03-29T10:45:00	2011-03-29T10:30:09			
[s] Observation end time (MET)	417800766.184000	417801498.90204			
Observation end date	2011-03-29T15:45:00	2011-03-29T15:58:18			
Read mode	TIMED	TIMED			

2.3 Aspect



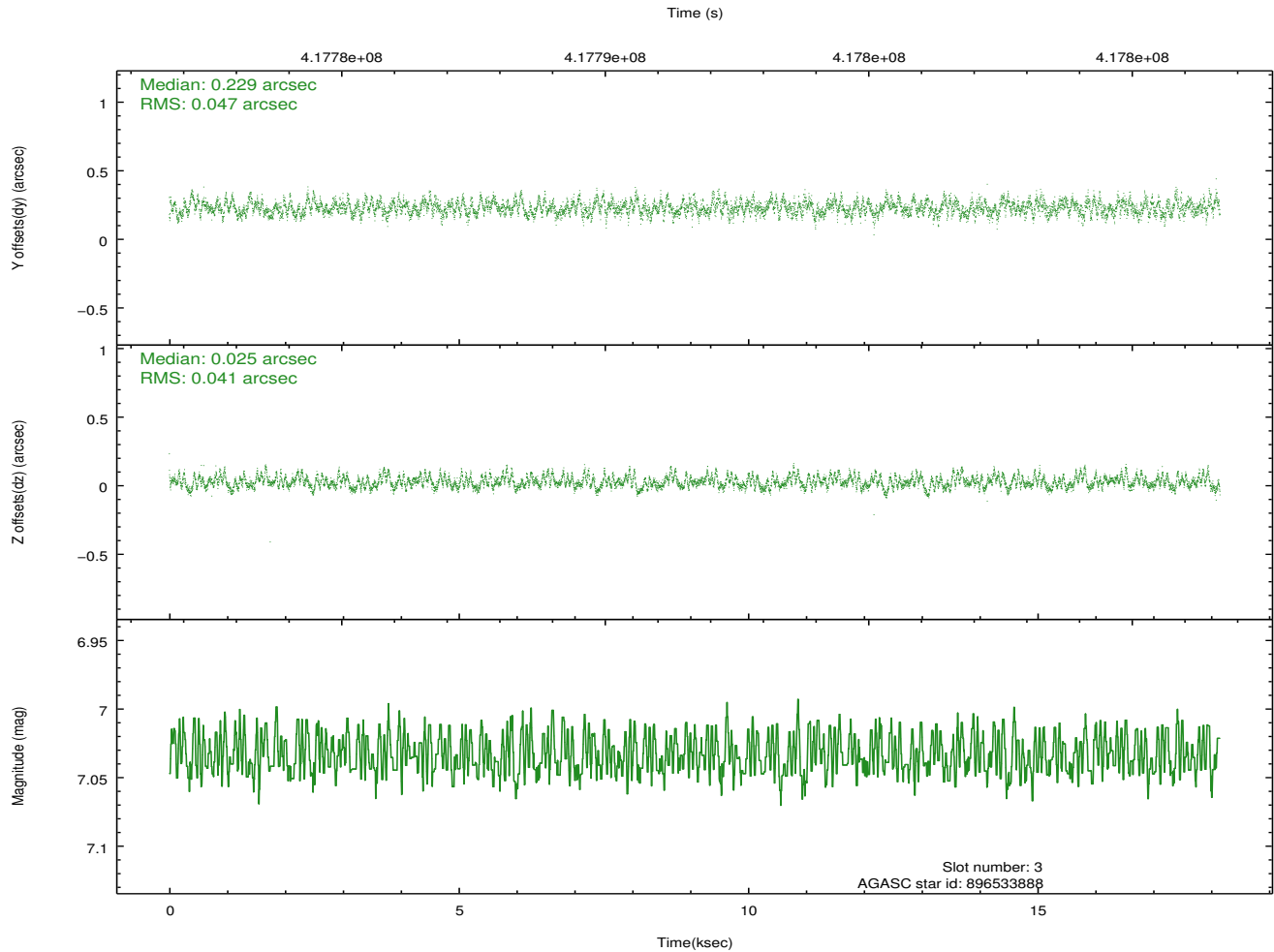
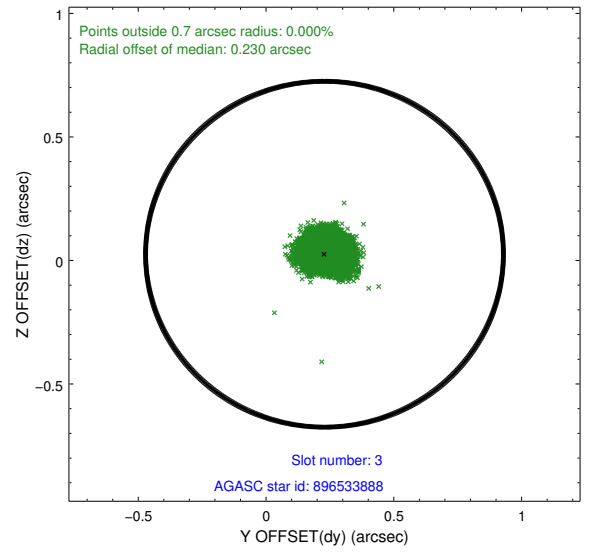
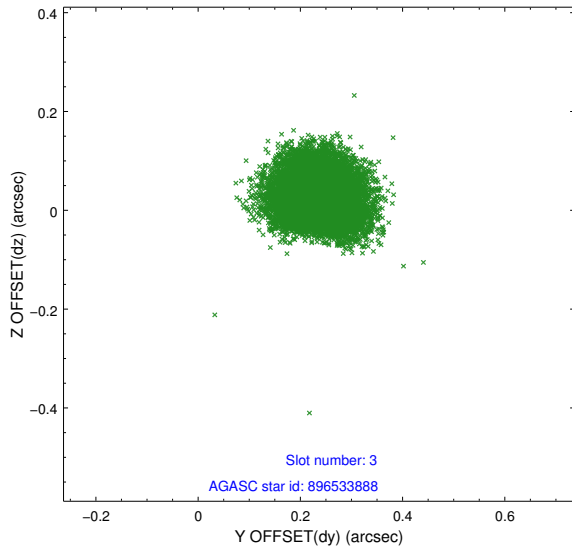


Slot Statistics

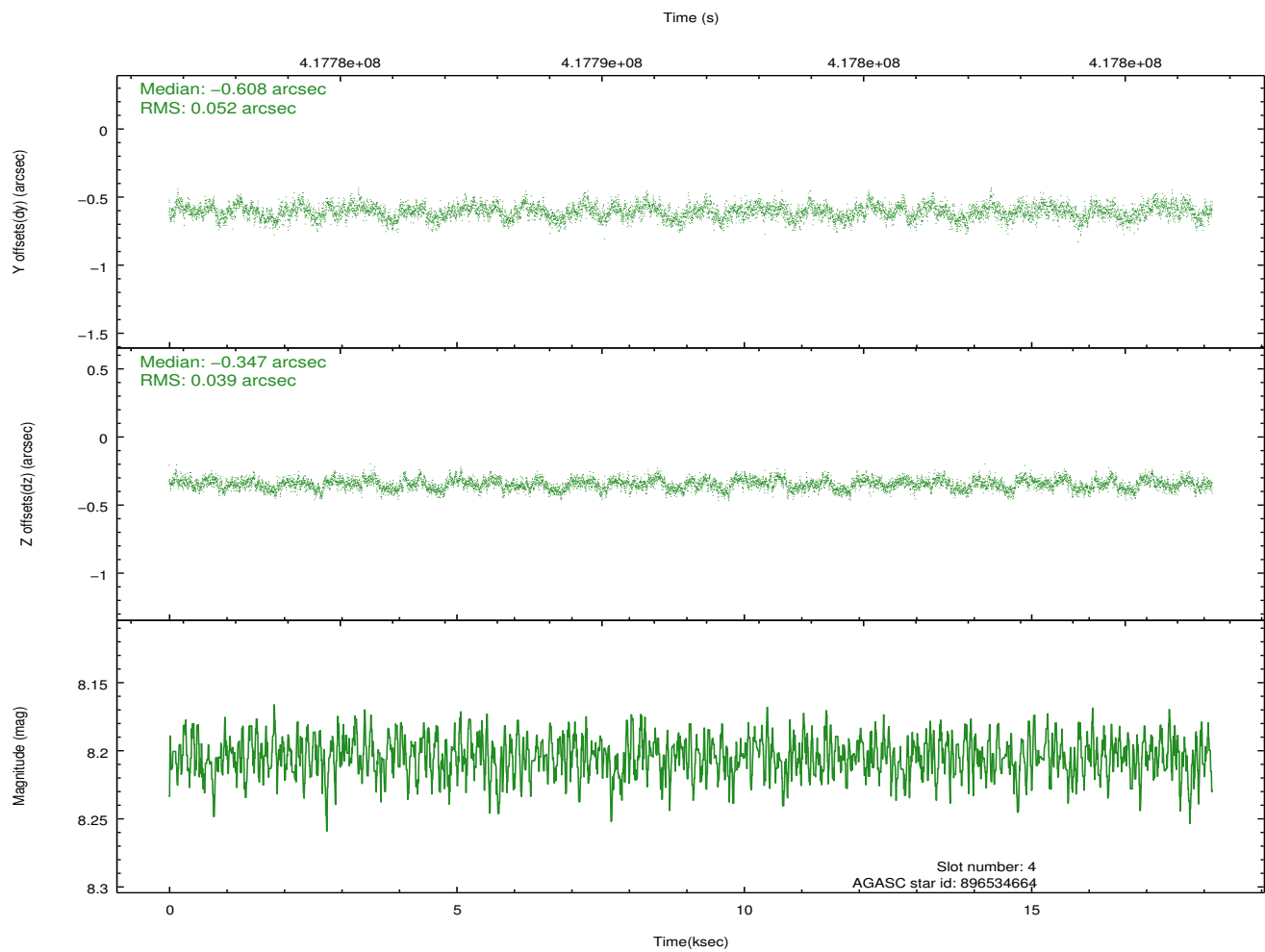
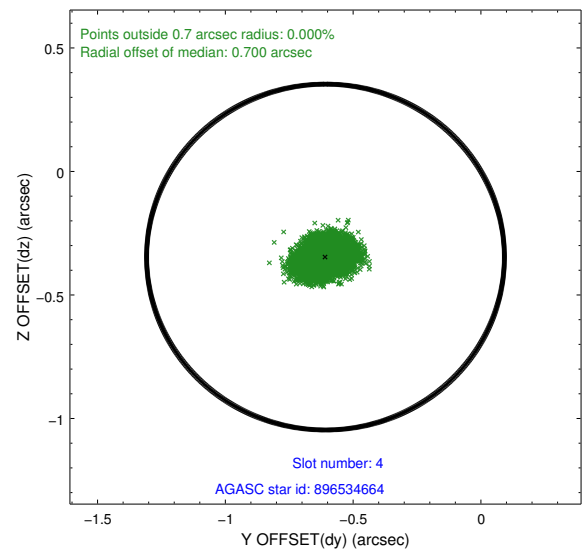
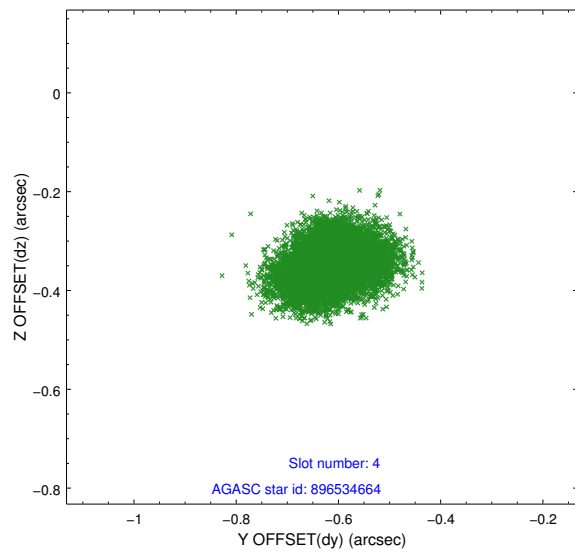
slot	status	id	mag	n_pts	med_dy	med_dz	dr1	dr2	ra	dec	mean_y	mean_z
0	FID	ACIS-I-1	7.12	4427	0.057	-0.041	0.008	0.014	0.000000	0.000000	922.57	-840.02
1	FID	ACIS-I-5	7.11	4427	-0.224	0.054	0.008	0.015	0.000000	0.000000	-1825.69	1057.46
2	FID	ACIS-I-6	7.13	4427	0.075	0.057	0.007	0.011	0.000000	0.000000	387.89	1702.21
3	GUIDE	896533888	7.03	8853	0.229	0.025	0.067	0.106	266.666434	-29.392757	-1291.71	-804.06
4	GUIDE	896534664	8.20	8848	-0.608	-0.347	0.070	0.113	266.405570	-28.407461	2214.28	174.62
5	GUIDE	896537176	8.03	8853	-0.043	0.010	0.056	0.092	266.498272	-28.678259	1254.62	-161.85
6	GUIDE	896538208	7.98	8853	-0.014	0.245	0.063	0.104	267.176969	-28.671626	1368.38	-2302.46
7	GUIDE	896537776	7.53	8854	0.438	0.065	0.060	0.095	266.655684	-29.665673	-2274.39	-813.32

2.4 Star Slots

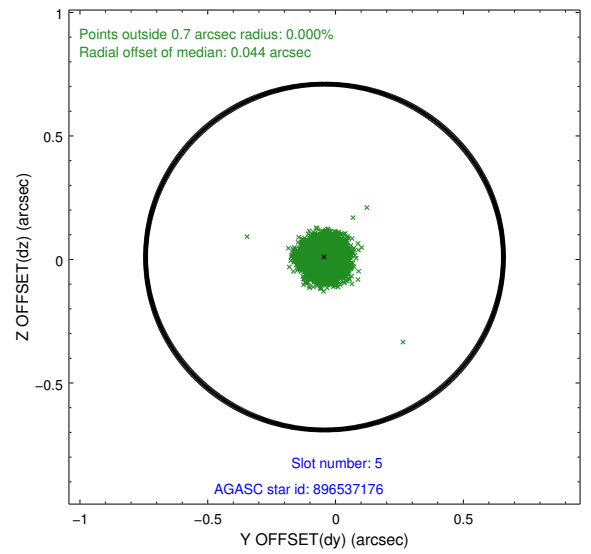
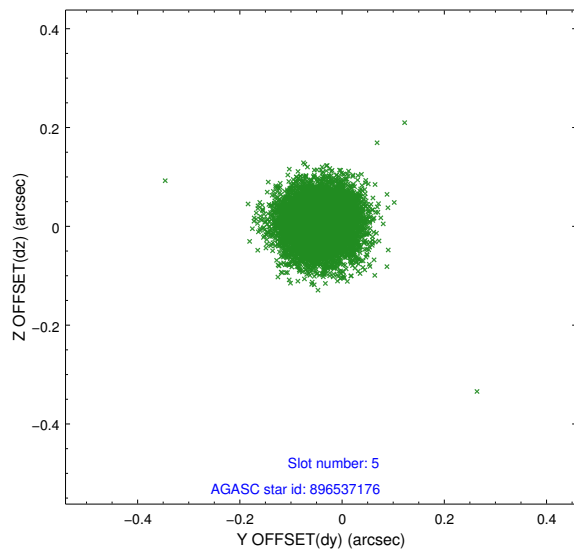
2.4.1 Slot 3



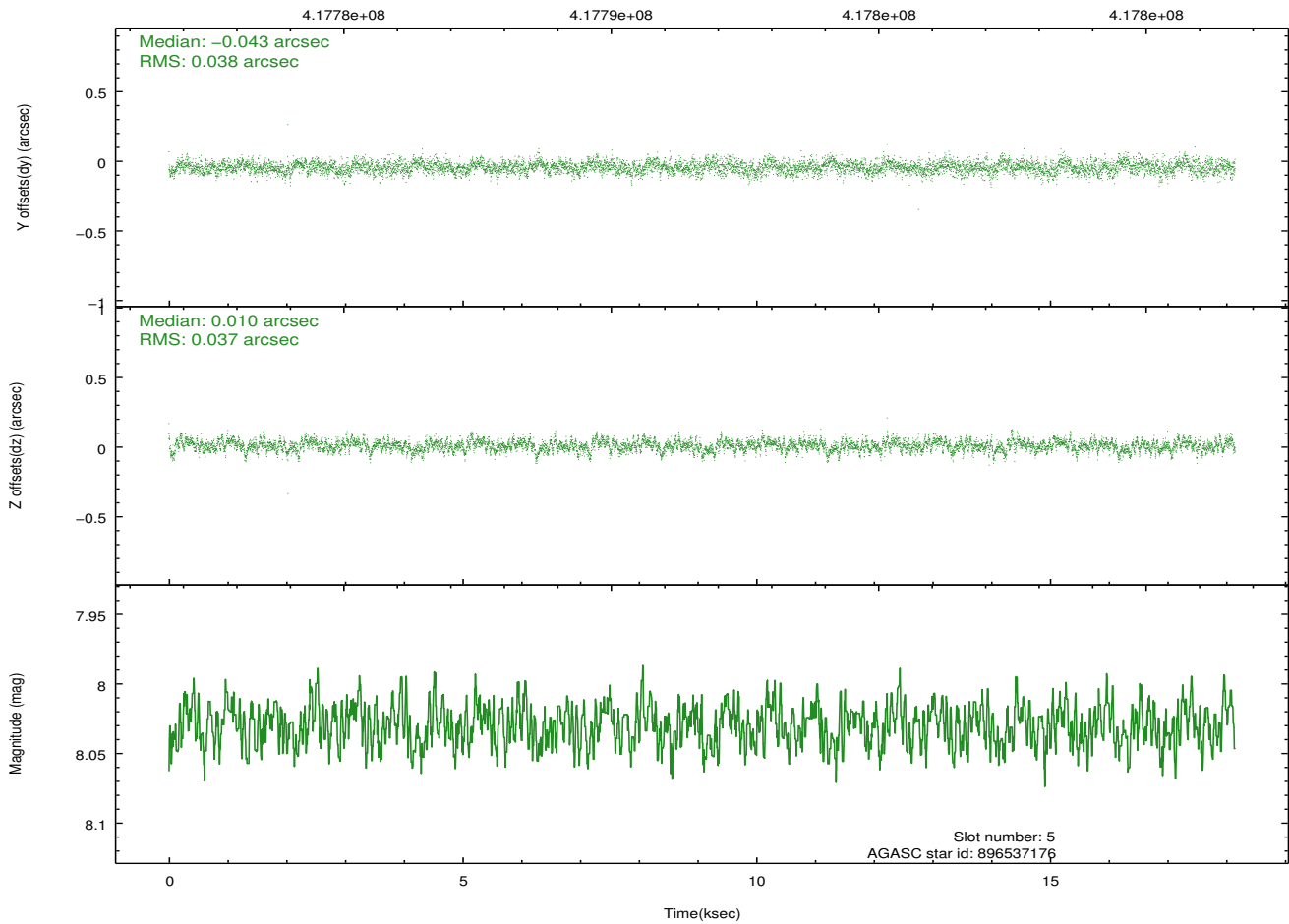
2.4.2 Slot 4



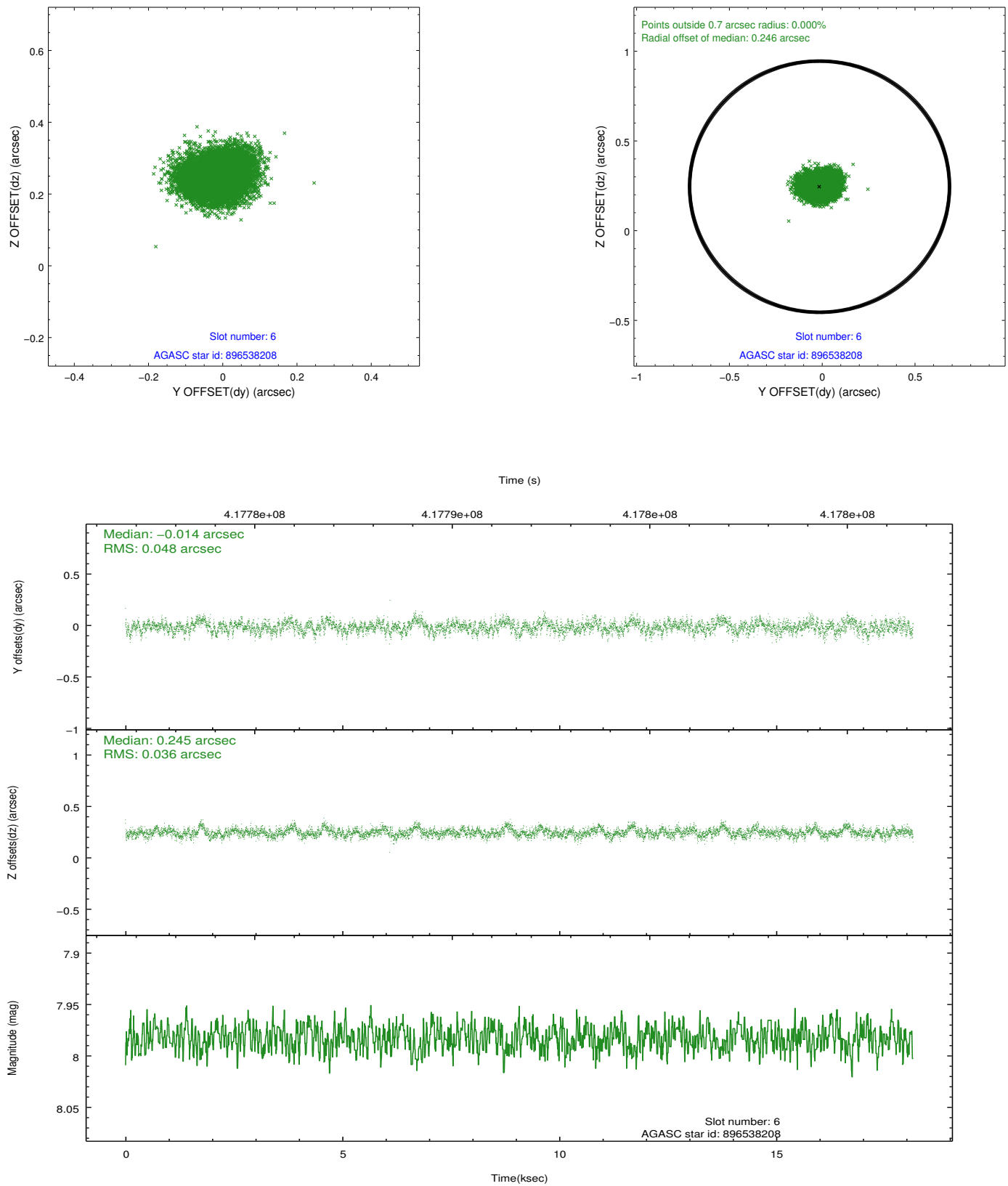
2.4.3 Slot 5



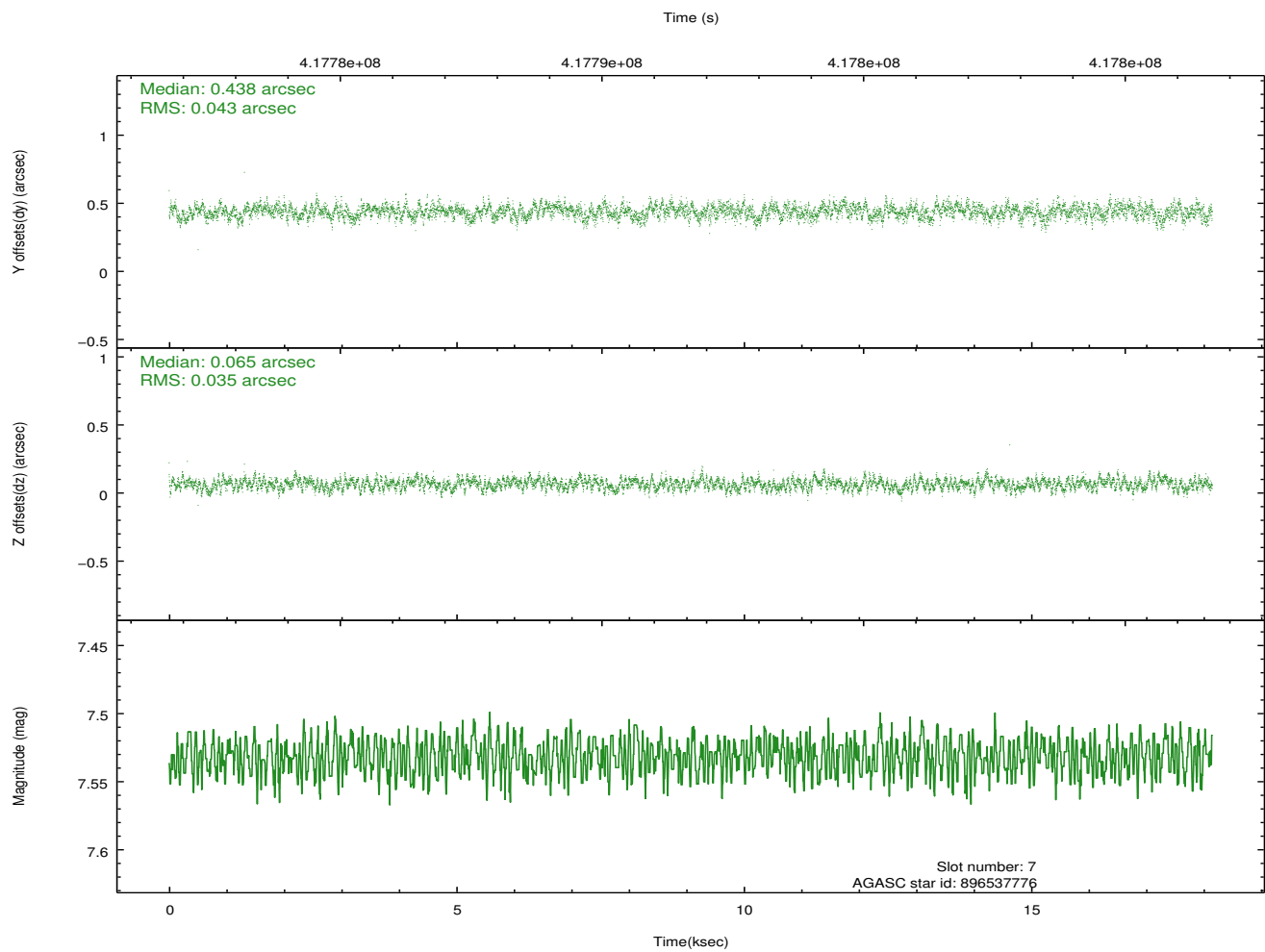
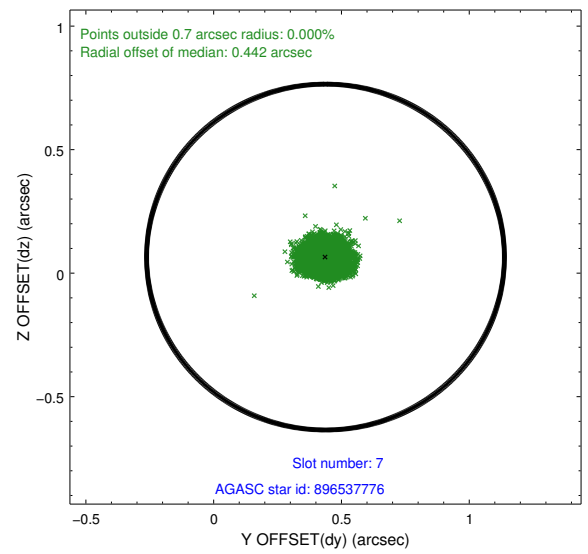
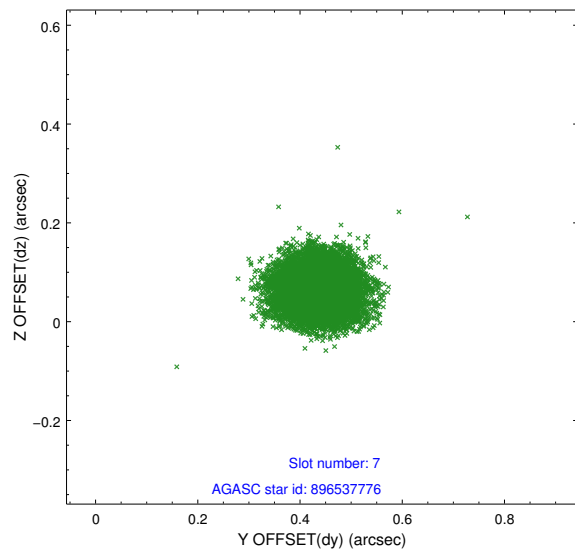
Time (s)



2.4.4 Slot 6

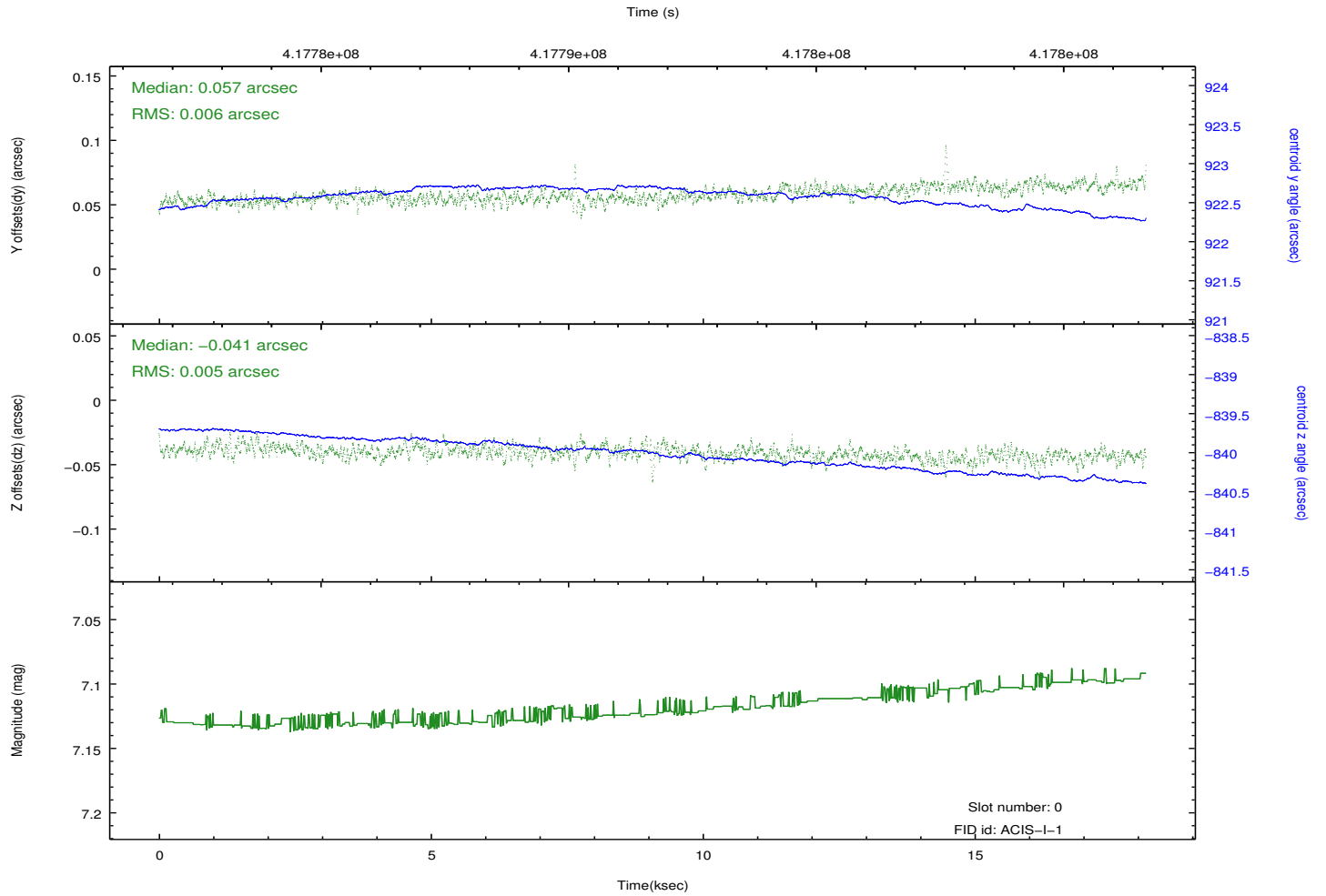
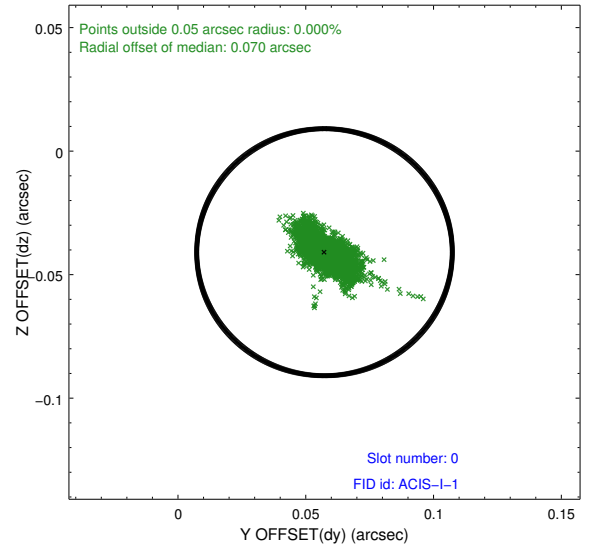
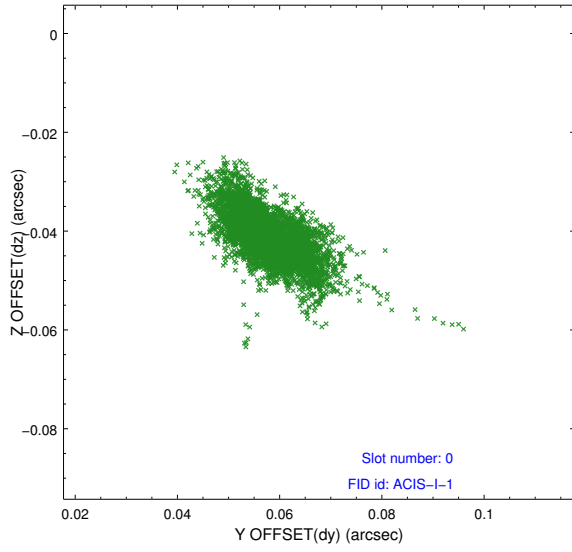


2.4.5 Slot 7

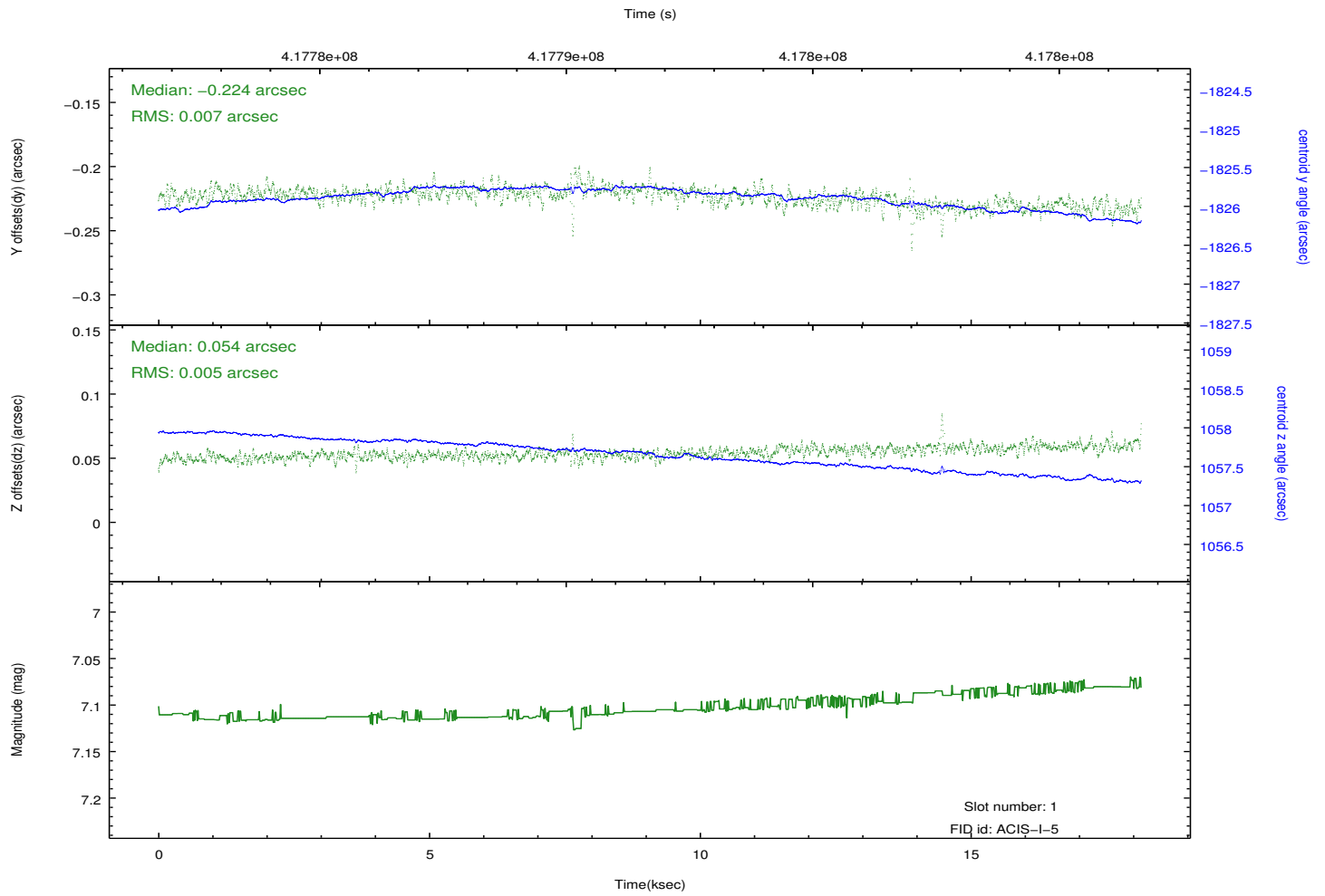
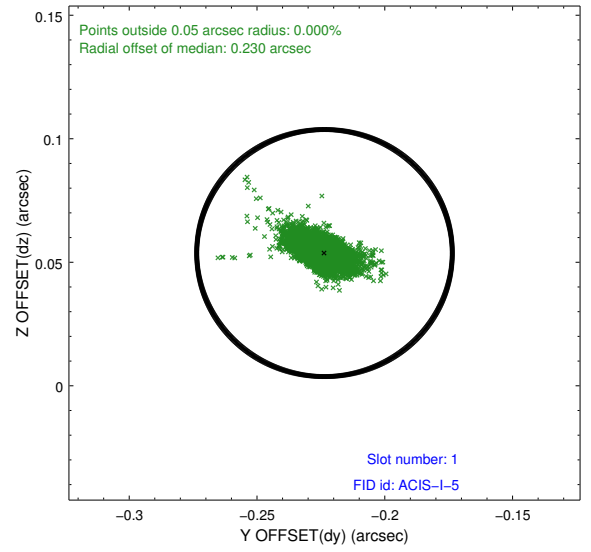
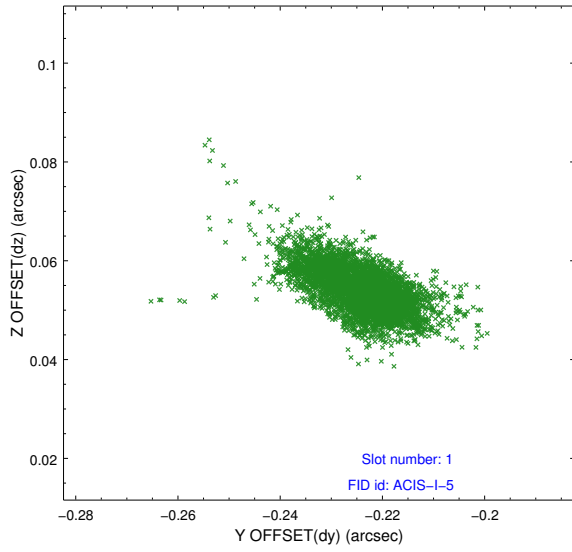


2.5 FID Slots

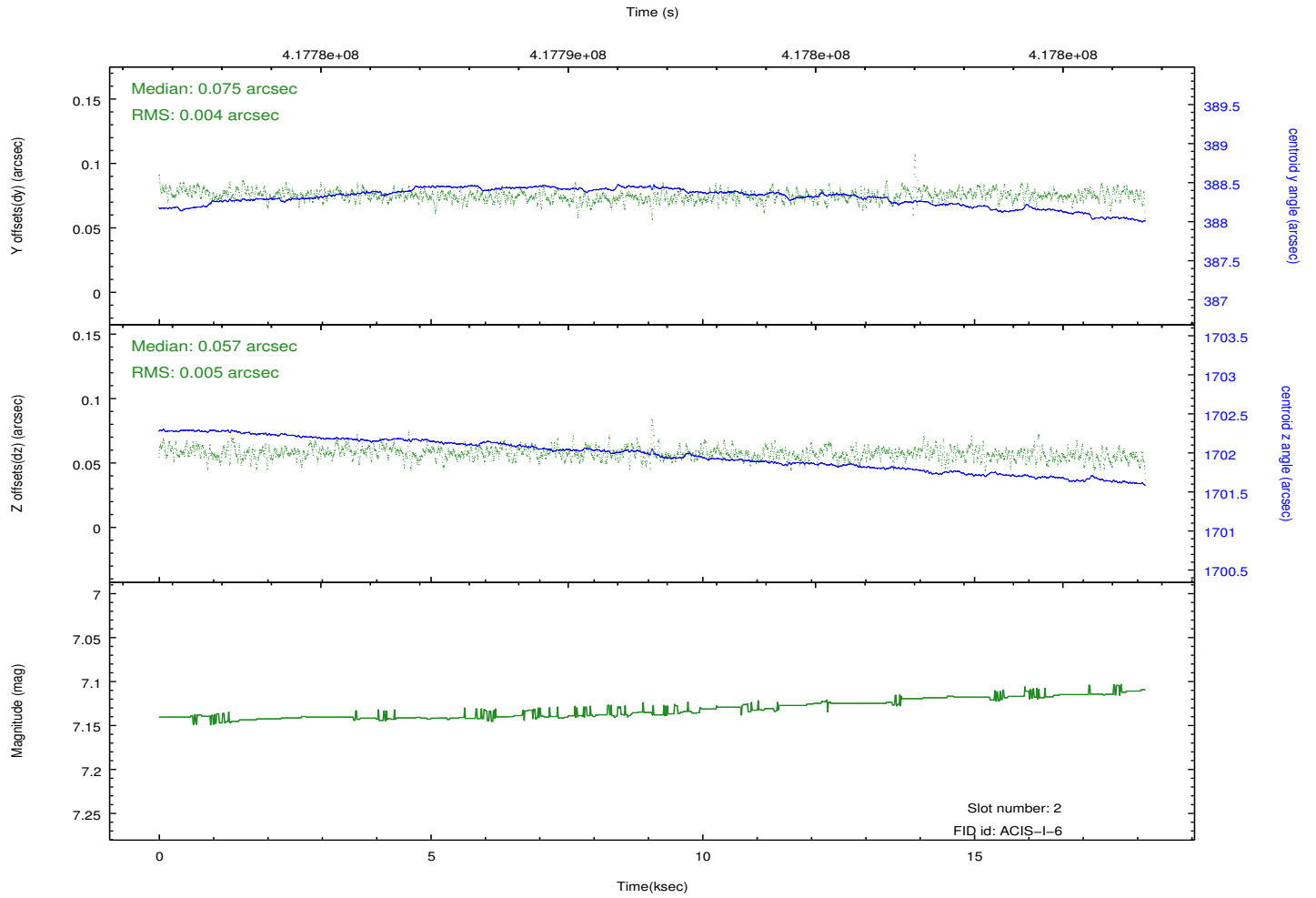
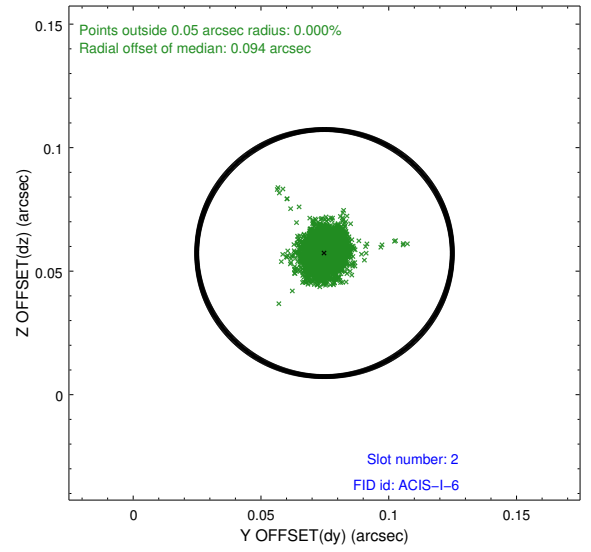
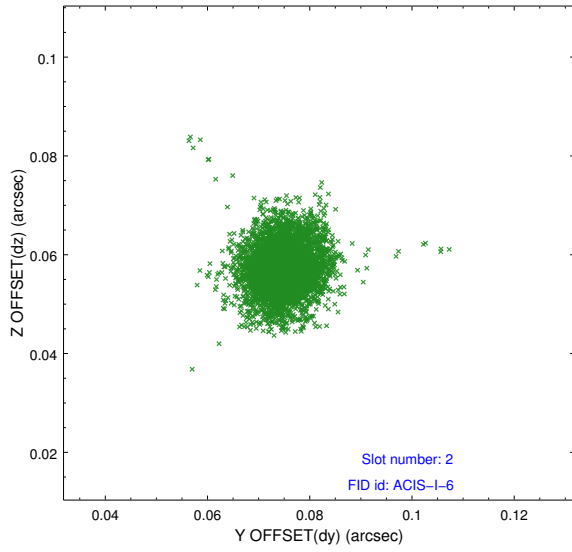
2.5.1 Slot 0



2.5.2 Slot 1



2.5.3 Slot 2



A Summary

A.1 Status

V&V Scientist	Jen Lauer
V&V Date (YYYY-MM-DD)	2012.02.09
V&V Edition	1
V&V Disposition and Status	OK
V&V Charge Time	18.066222532392

A.2 Comments

The data for this observation have been processed using the 'EDSER' sub-pixel event-repositioning algorithm of Li et al. (2004, ApJ, 610, 1204). Small-scale features should become sharper for sources near the aim point. The improvement will be less noticeable for off-axis sources where the size of the point-spread function is comparable to or larger than the size of an ACIS pixel. To take full advantage of the improvement, images should be binned on spatial scales smaller than the size of an ACIS pixel. Note that, at present, the point-spread function has not been calibrated for data to which the EDSEr algorithm has been applied. If dither was disabled for the observation, then the algorithm can introduce artificial aliasing effects on spatial scales smaller than a pixel. If you would prefer to use no sub-pixel adjustment or to apply a coordinate randomization, then use `acis_process_events` to reprocess the data with the parameter `pix_adj=NONE` or `RANDOMIZE`, respectively.

=====

Time constraint met.