

V&V Reference Report

L2 ASCDS Version : 7.6.8.1

Observation 2866 - L2 Version 001
Chandra X-Ray Center

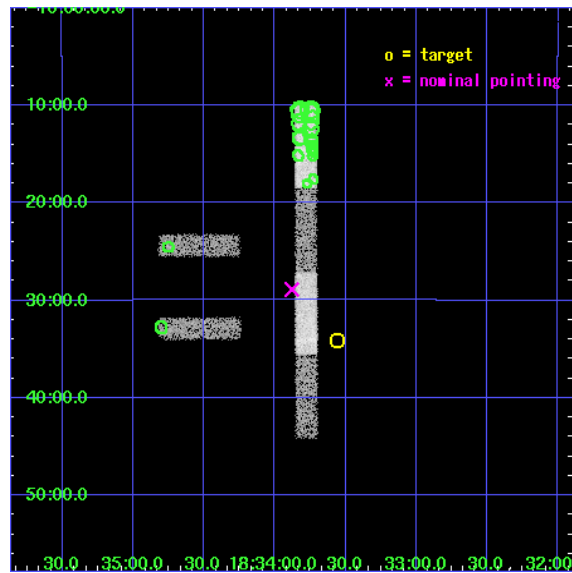
L2 Processing Date : Sep 6 2006

Contents

1	Front	2
2	OBI	3
2.1	OBI	3
2.1.1	Images	3
2.1.2	Bias	3
2.1.3	Parameters	4
2.1.4	Events	4
2.2	Compared Parameters	5
2.3	Aspect	6
2.4	Star Slots	9
2.4.1	Slot 3	9
2.4.2	Slot 4	10
2.4.3	Slot 5	11
2.4.4	Slot 6	12
2.4.5	Slot 7	13
2.5	FID Slots	14
2.5.1	Slot 0	14
2.5.2	Slot 1	15
2.5.3	Slot 2	16
3	Point Sources	17
A	Summary	18
A.1	Status	18
A.2	Comments	18

1 Front


seq_num	590255
obs_id	2866
title	AO3A CALIBRATION OBSERVATIONS THE STANDARD CANDLES CAS A AND G21.5-09
observer	Dr. CXC Calibration
object	G21.5-0.9 [Chip S3, T=120, outer nebula]
dtcycle	0
cycle	P
ra_targ	278.389583
dec_targ	-10.568528
ra_nom	278.46981093483
dec_nom	-10.481600584632
roll_nom	89.842574934383
revision	2
ontime	9534.7999483347
livetime	9191.8600076843
ontime2	9534.7999483347
ontime3	9534.7999483347
ontime5	9534.7999483347
ontime6	9534.7999483347
ontime7	9534.7999483347
ontime8	9534.7999483347
l2events	26867



2 OBI

2.1 OBI

2.1.1 Images



2.1.2 Bias

Chip 2

Chip 3

Chip 5



Chip 6

Chip 7

Chip 8



2.1.3 Parameters

obi_num	1
ascdsver	7.6.8.1
caldbver	3.2.3
date	2006-09-06T17:08:51
revision	2

sched_exp_time	9000.000000
ontime	9553.8078668714
ontime2	9553.8078668714
ontime3	9553.8078668714
ontime5	9553.8078668714
ontime6	9553.8078668714
ontime7	9553.8078668714
ontime8	9553.8078668714
l1events	137764

2.1.4 Events

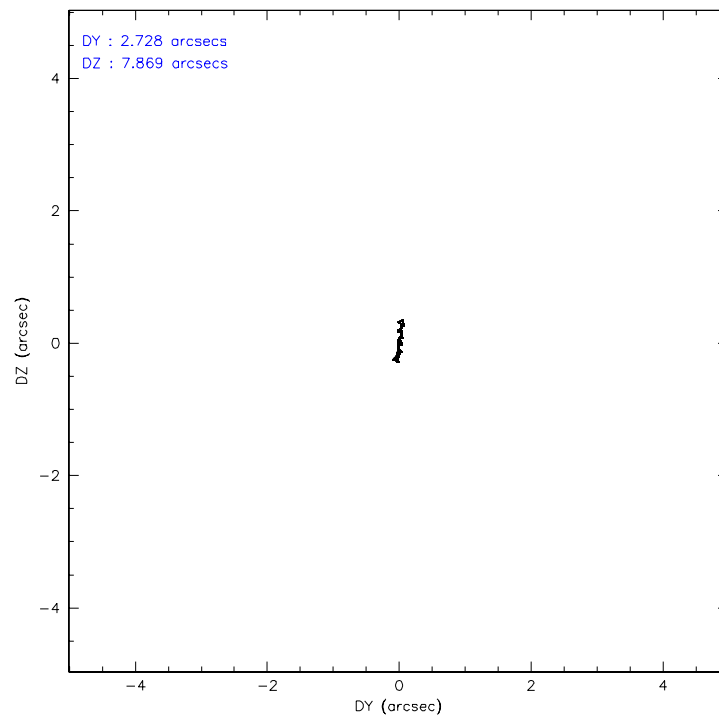
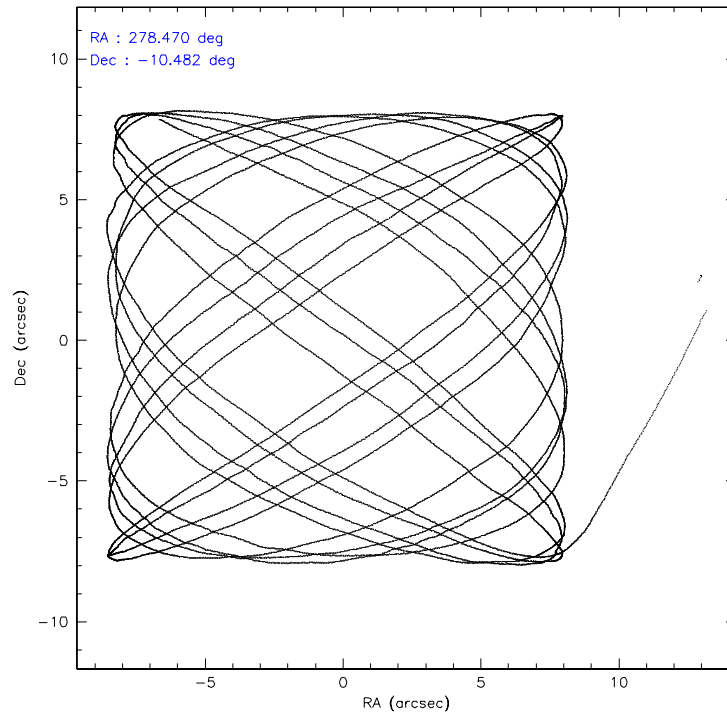
	ccd 2	ccd 3	ccd 5	ccd 6	ccd 7	ccd 8
level 1 events	20591	18792	30170	20102	22208	25901
rejected events	18295	16625	12968	17770	12671	20995
rejected %	88%	88%	42%	88%	57%	81%

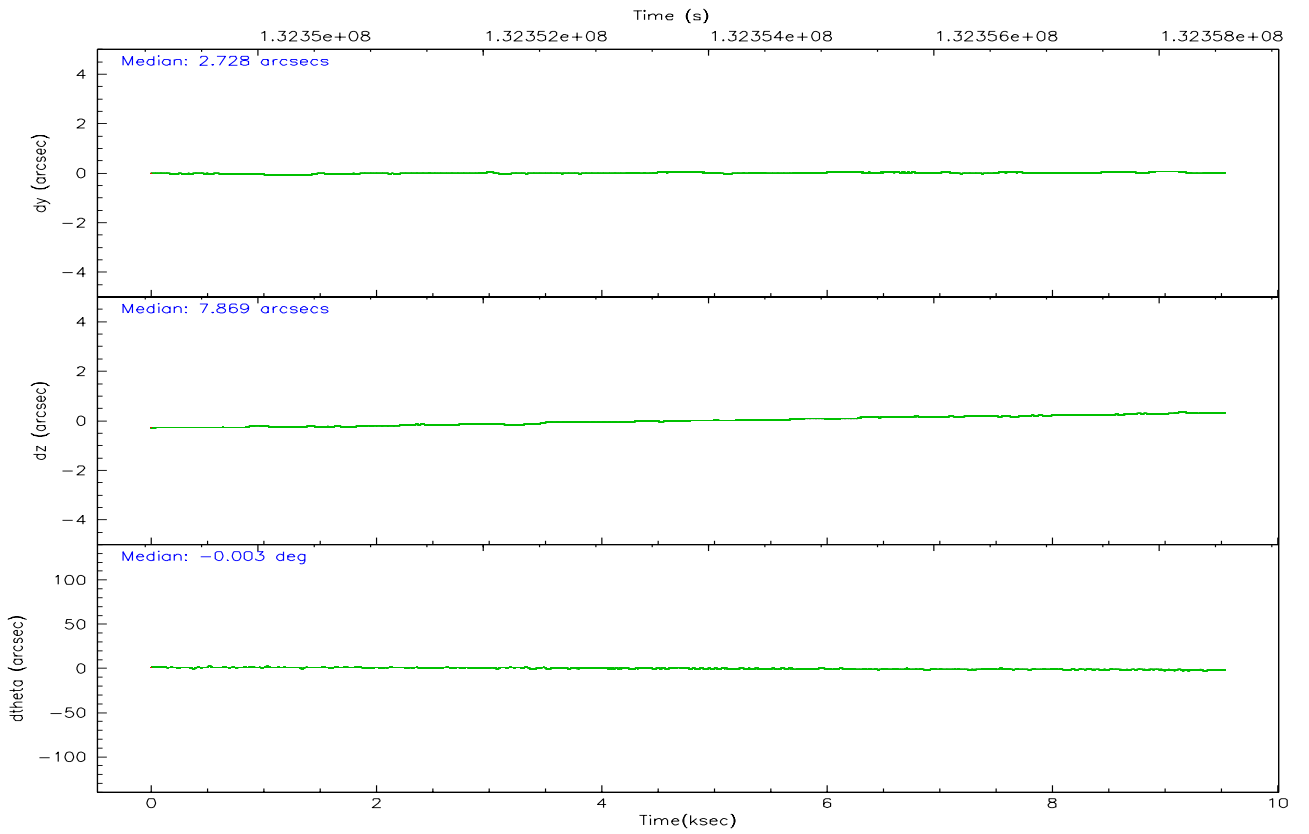
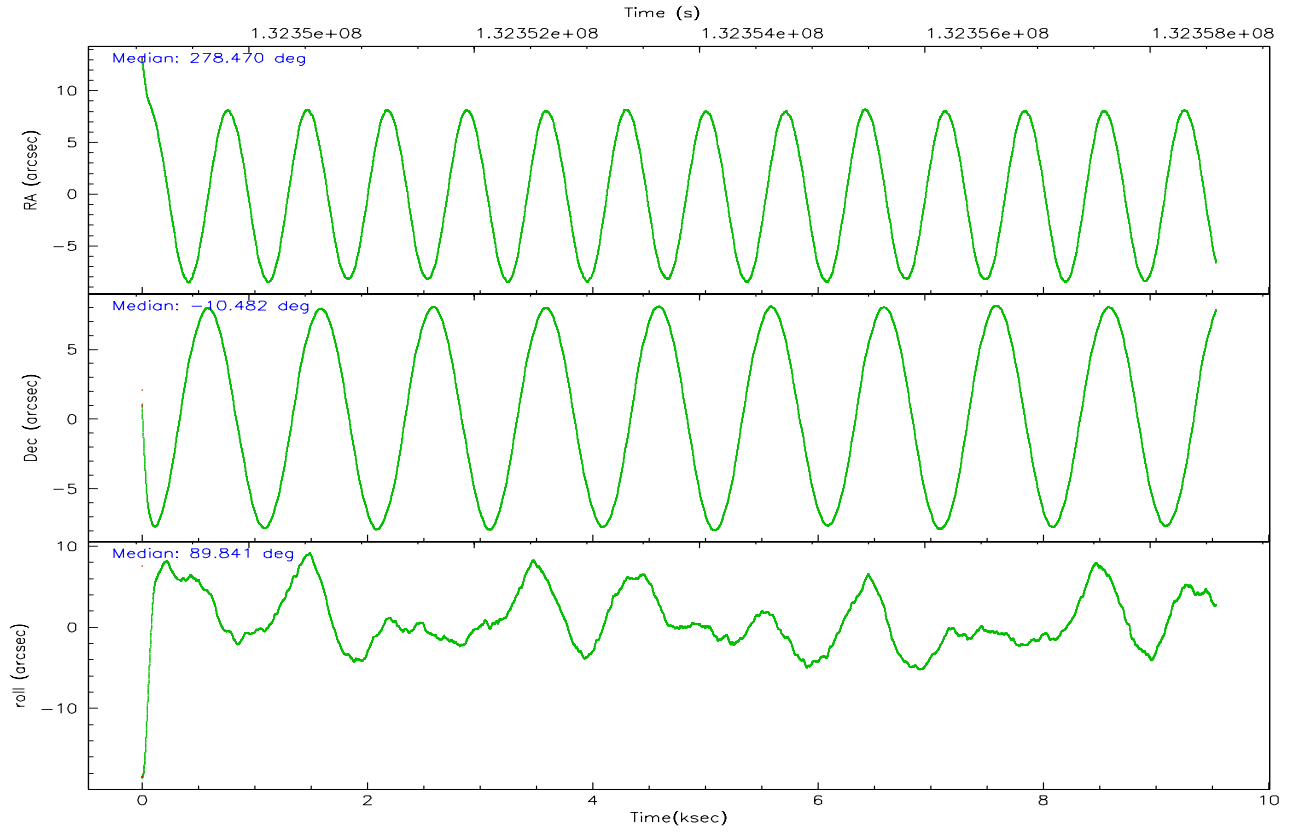
	ccd 2	ccd 3	ccd 5	ccd 6	ccd 7	ccd 8
grade 0 events	904	853	7432	864	766	1480
	4%	4%	24%	4%	3%	5%
grade 1 events	7	7	37	6	12	12
	0%	0%	0%	0%	0%	0%
grade 2 events	481	366	3339	426	2345	1049
	2%	1%	11%	2%	10%	4%
grade 3 events	269	300	365	320	704	568
	1%	1%	1%	1%	3%	2%
grade 4 events	295	293	331	310	746	505
	1%	1%	1%	1%	3%	1%
grade 5 events	611	615	1231	714	1578	881
	2%	3%	4%	3%	7%	3%
grade 6 events	354	358	5776	415	4997	1311
	1%	1%	19%	2%	22%	5%
grade 7 events	17670	16000	11659	17047	11060	20095
	85%	85%	38%	84%	49%	77%

2.2 Compared Parameters

Parameter	Planned	Actual	Parameter	Planned	Actual
Instrument	ACIS	ACIS	Obspar format version number	6	6
Detector	ACIS-235678	ACIS-235678	Obspar file type	PREDICTED	ACTUAL
Grating	NONE	NONE	Obspar update status	NONE	UPDATED
Data mode	FAINT	FAINT	On-chip summing requested	N	N
Observation mode	POINTING	POINTING	Subarray requested	1/4	1/4
Pointing RA	278.483855	278.4698109348311	Subarray start row	0	385
Pointing Dec	-10.505046	-10.48160058463195	Subarray row count	1024	256
Pointing Roll	89.688543	89.84257493438312	Alternating exposures requested	N	N
Window start time	131328064.184000	131328064.184000	Primary exposure time	0.000000	1.1
Window stop time	133920064.184000	133920064.184000			
SIM focus pos (mm)	-0.684267	-0.6828225247311905			
SIM defocus (mm)	0	0.001444936568705701			
SIM translation stage pos (mm)	-194.422523	-194.4244593237301			
SIM translation stage offset (mm)	4.29	4.291936740722321			
Observation start time	132349584.184000	132348438.84606			
Observation start date	2002-03-12T19:45:20	2002-03-12T19:27:18			
Observation end time	132358584.184000	132358768.79648			
Observation end date	2002-03-12T22:15:20	2002-03-12T22:19:28			
Read mode	TIMED	TIMED			

2.3 Aspect



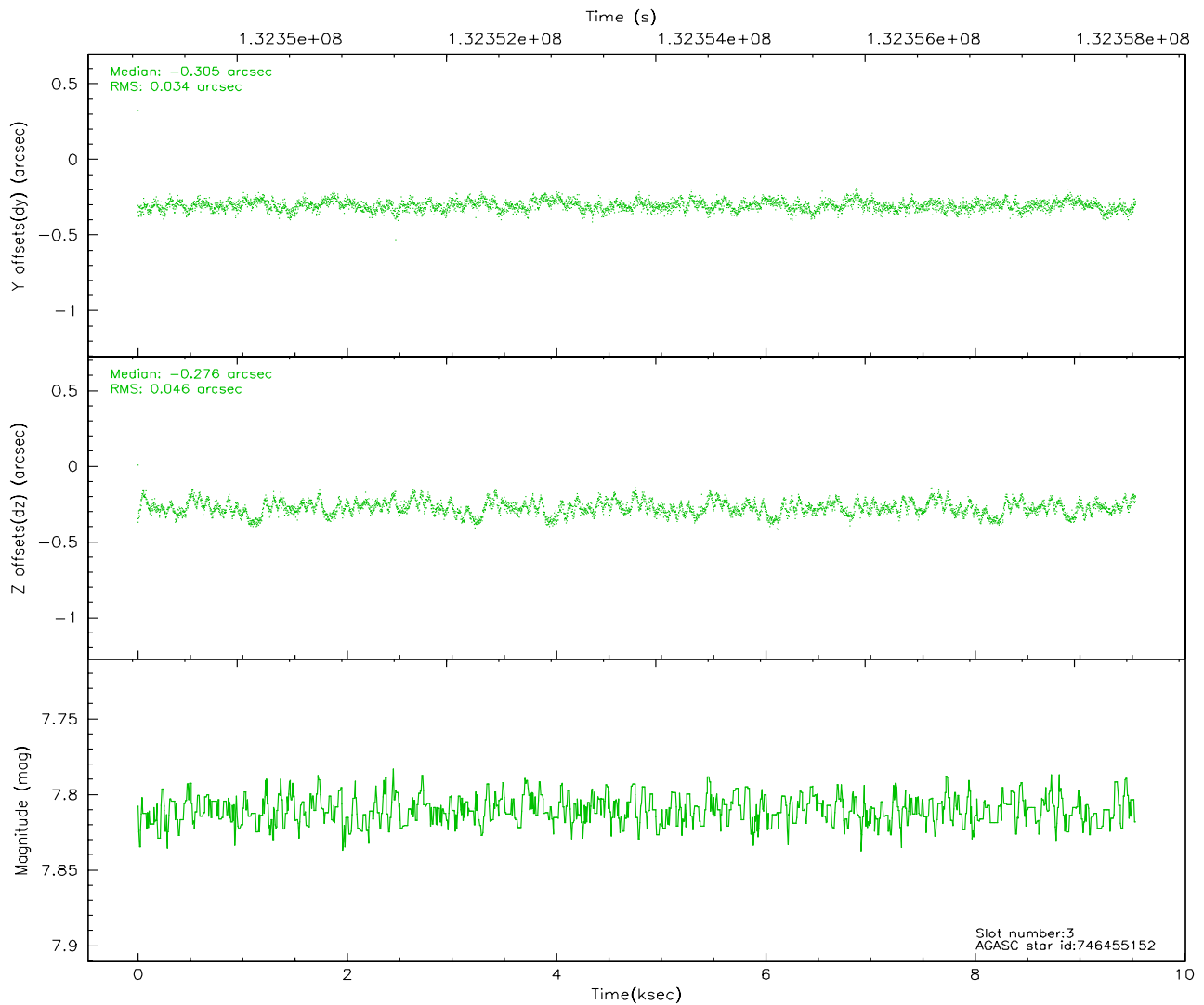
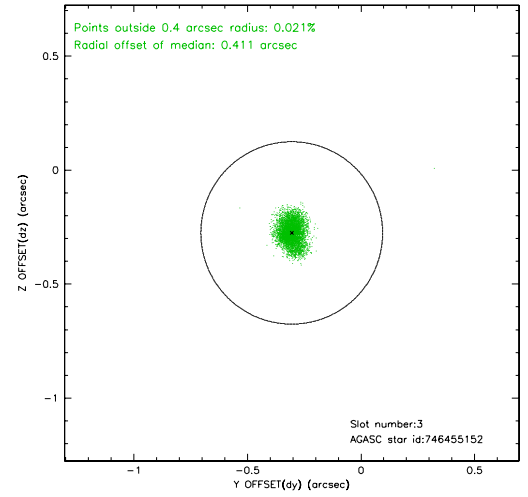
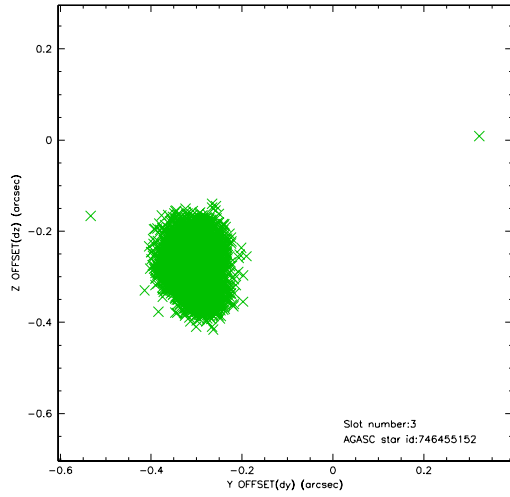


Slot Statistics

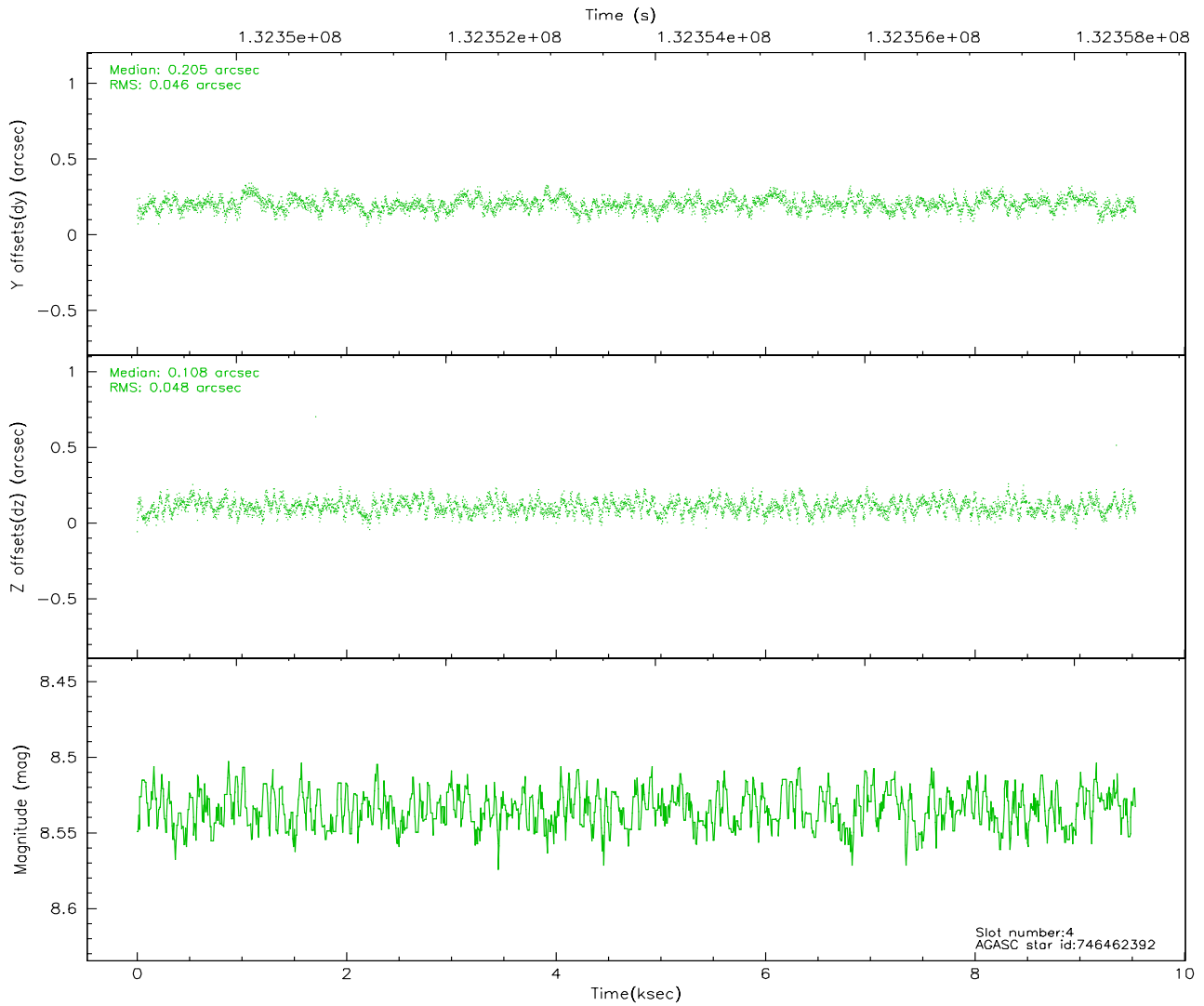
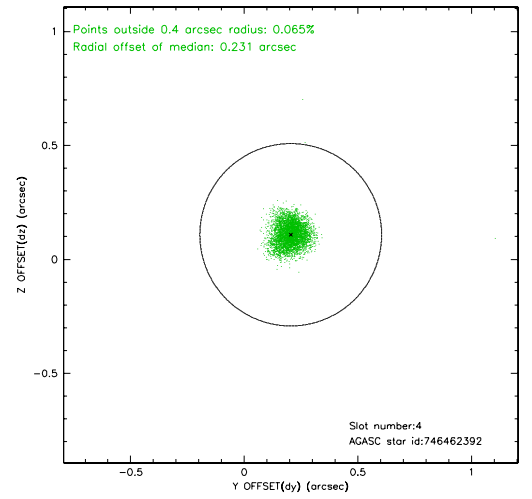
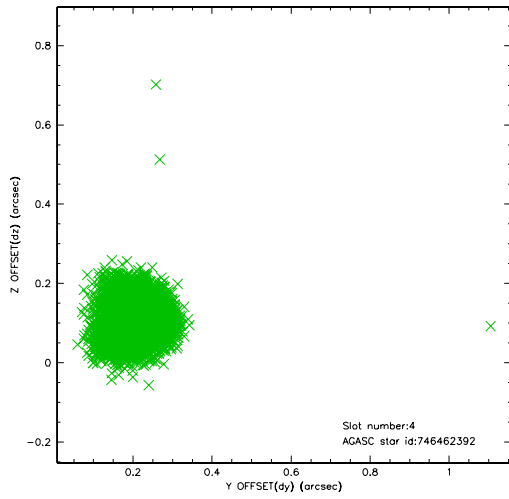
slot	status	id	mag	n_pts	med_dy	med_dz	dr1	dr2	ra	dec	mean_y	mean_z
0	FID	ACIS-S-2	7.13	2327	0.045	0.091	0.009	0.014	0.000000	0.000000	-755.63	-1640.64
1	FID	ACIS-S-4	7.20	2327	-0.065	-0.046	0.007	0.011	0.000000	0.000000	2157.32	267.12
2	FID	ACIS-S-5	7.23	2327	-0.011	-0.037	0.007	0.012	0.000000	0.000000	-1807.76	261.52
3	GUIDE	746455152	7.81	4653	-0.305	-0.276	0.060	0.097	278.447893	-9.976732	1901.86	137.67
4	GUIDE	746462392	8.53	4650	0.205	0.108	0.070	0.109	279.038421	-10.890715	-1378.31	-1968.19
5	GUIDE	746455112	8.93	4649	0.068	0.048	0.072	0.118	278.266531	-10.703234	-717.13	764.39
6	GUIDE	746460328	9.81	4647	-0.159	0.028	0.157	0.246	278.603974	-9.898096	2187.72	-413.83
7	GUIDE	746461728	9.78	4618	0.196	0.098	0.115	0.187	278.986921	-10.530755	-82.63	-1780.98

2.4 Star Slots

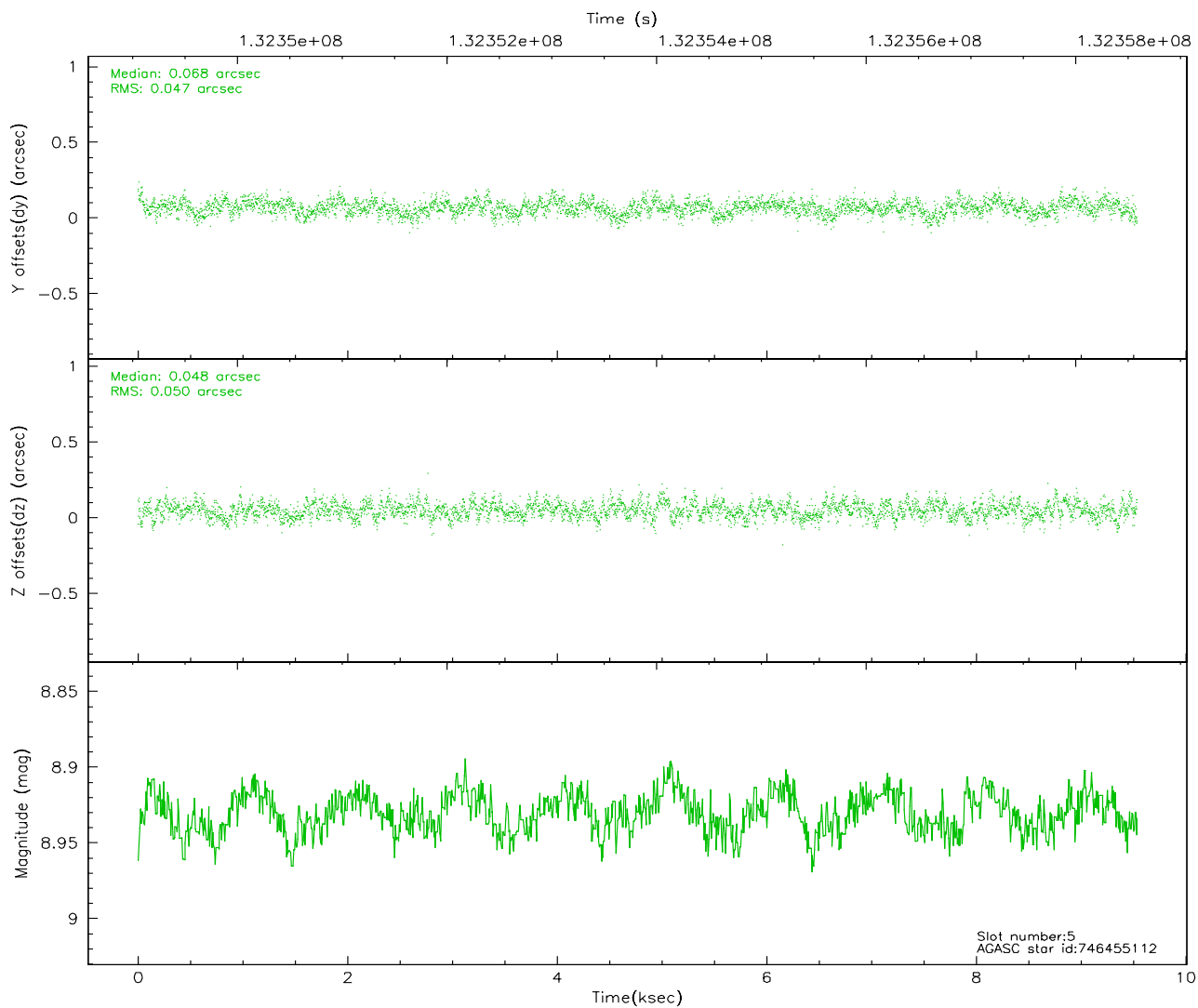
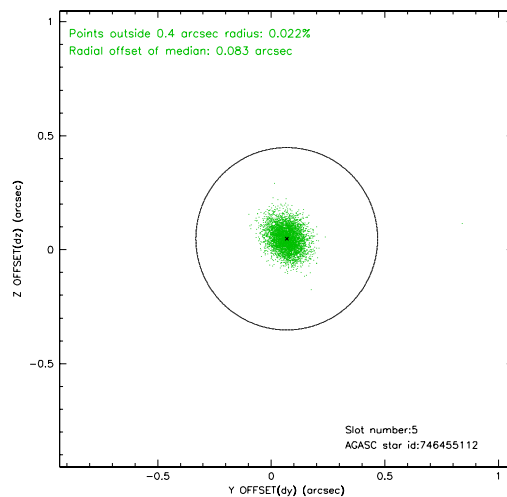
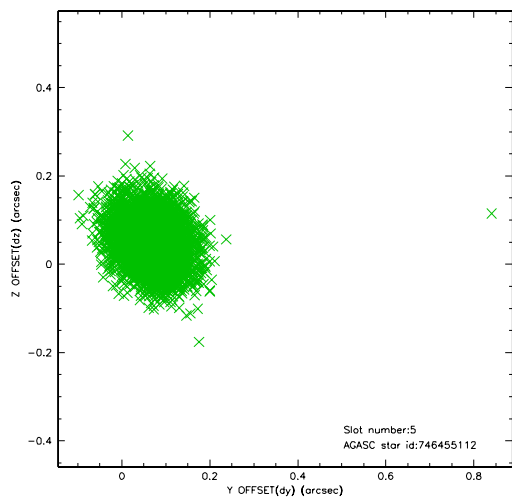
2.4.1 Slot 3



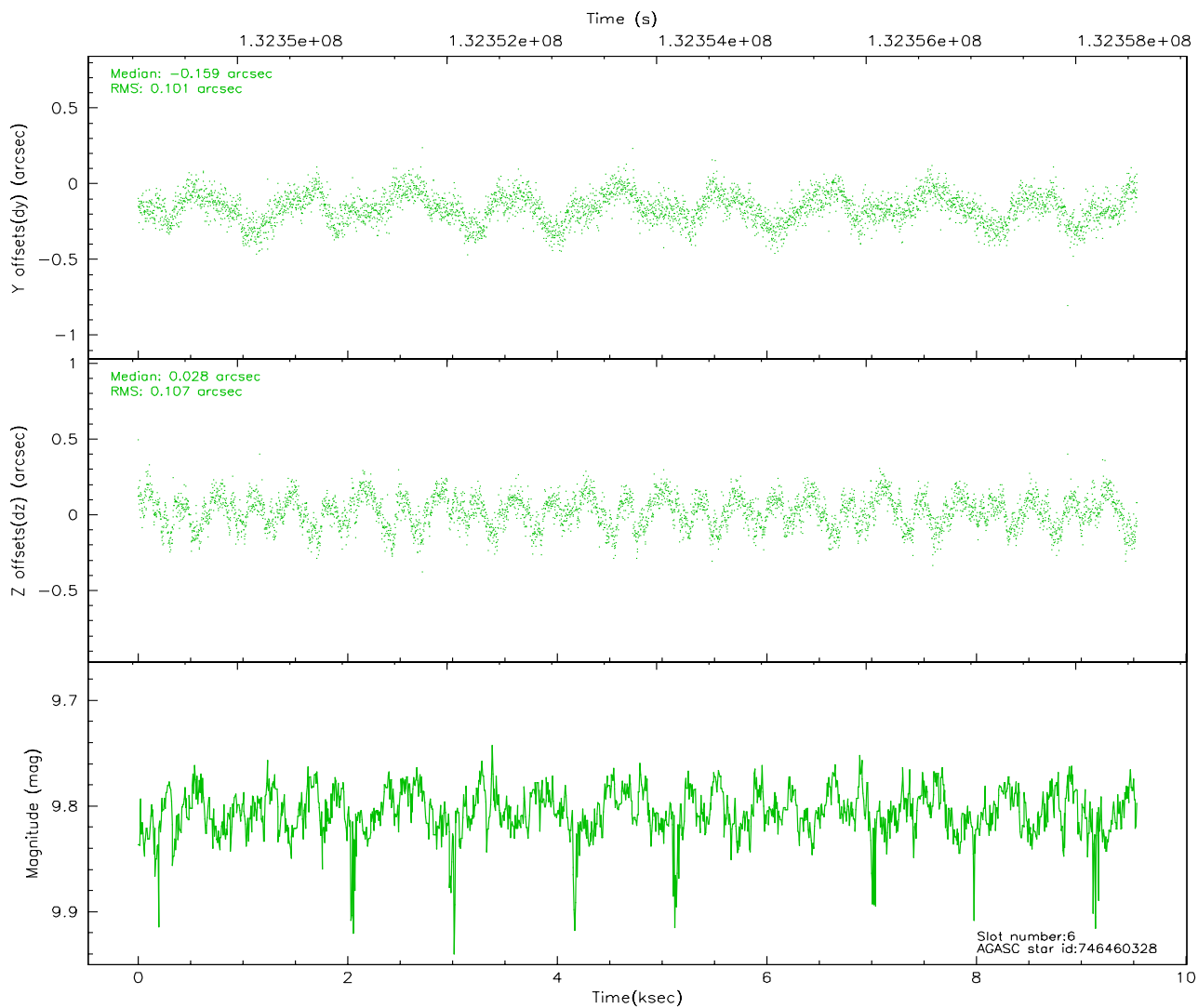
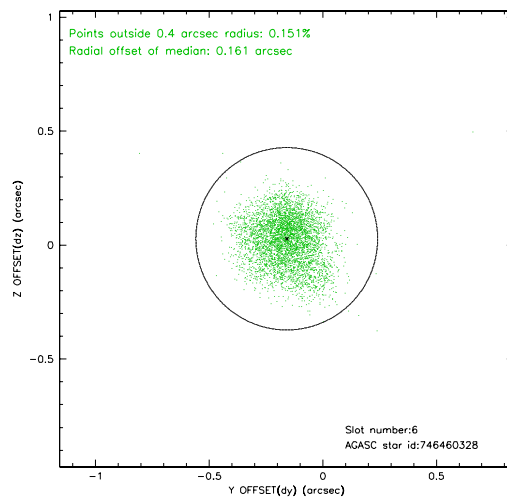
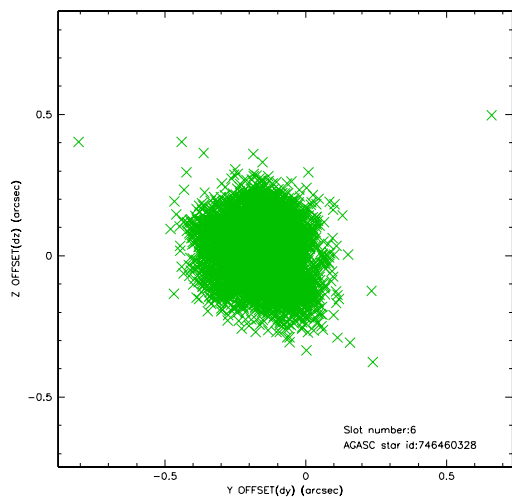
2.4.2 Slot 4



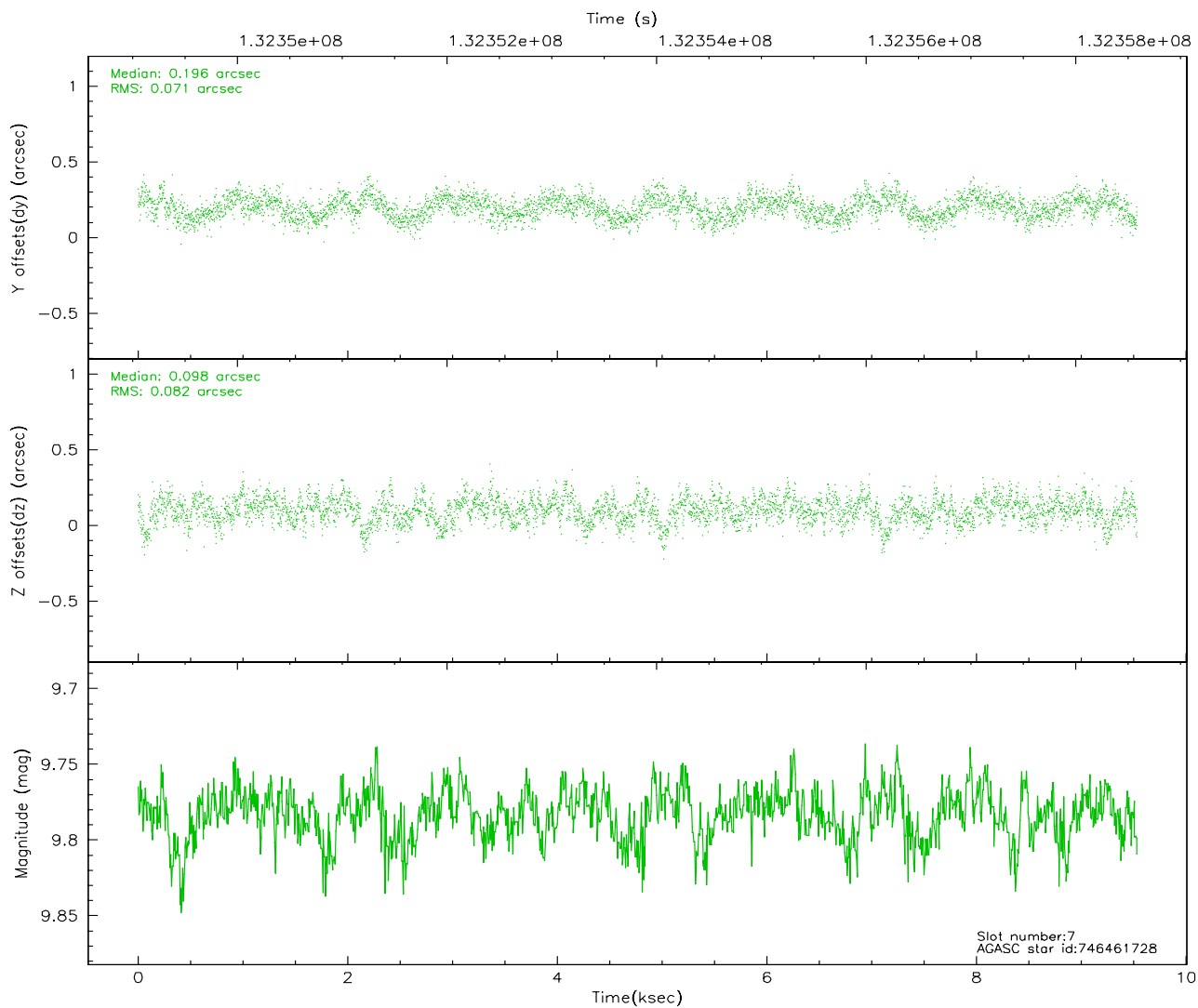
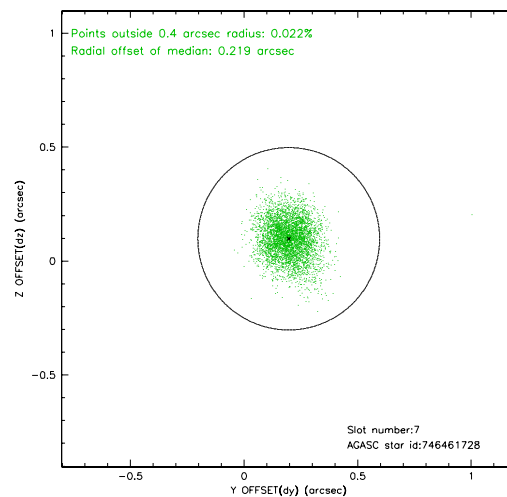
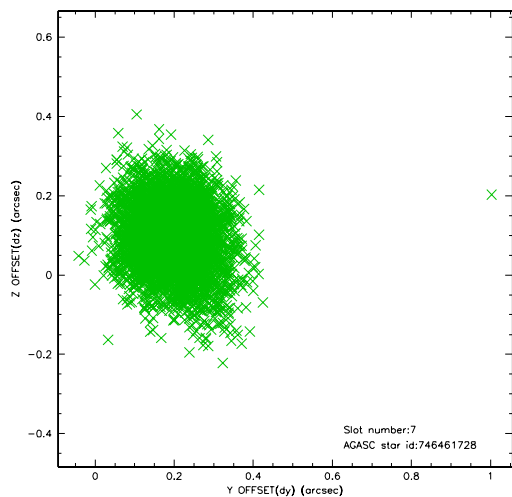
2.4.3 Slot 5



2.4.4 Slot 6

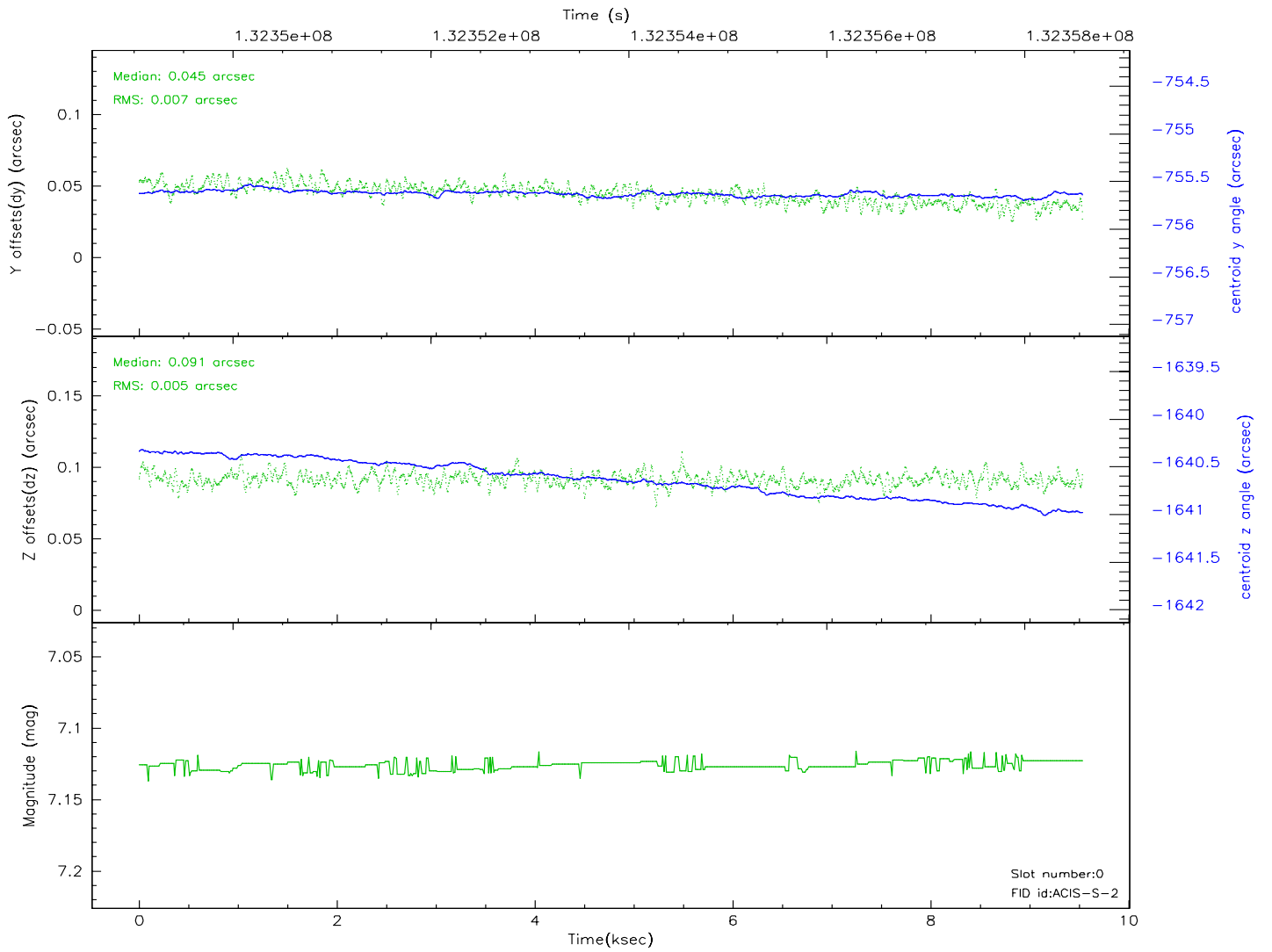
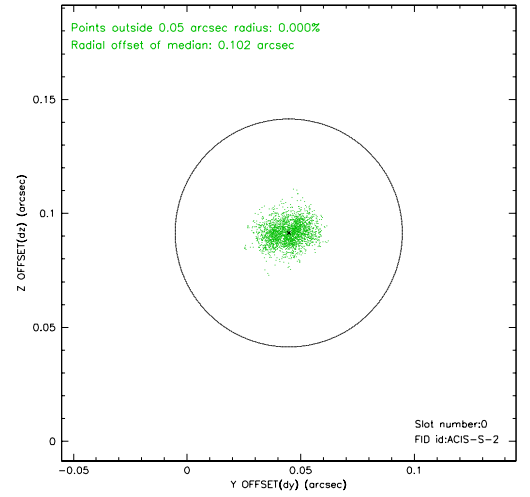
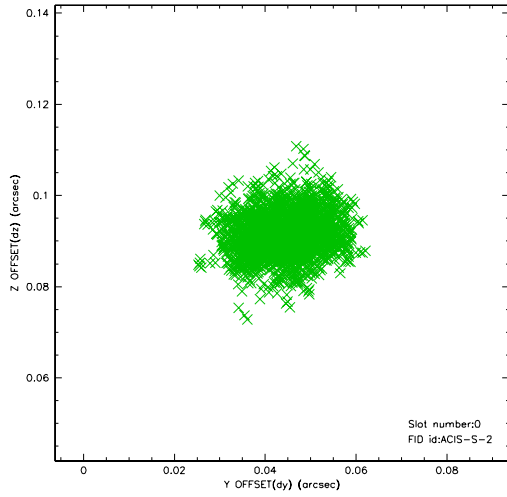


2.4.5 Slot 7

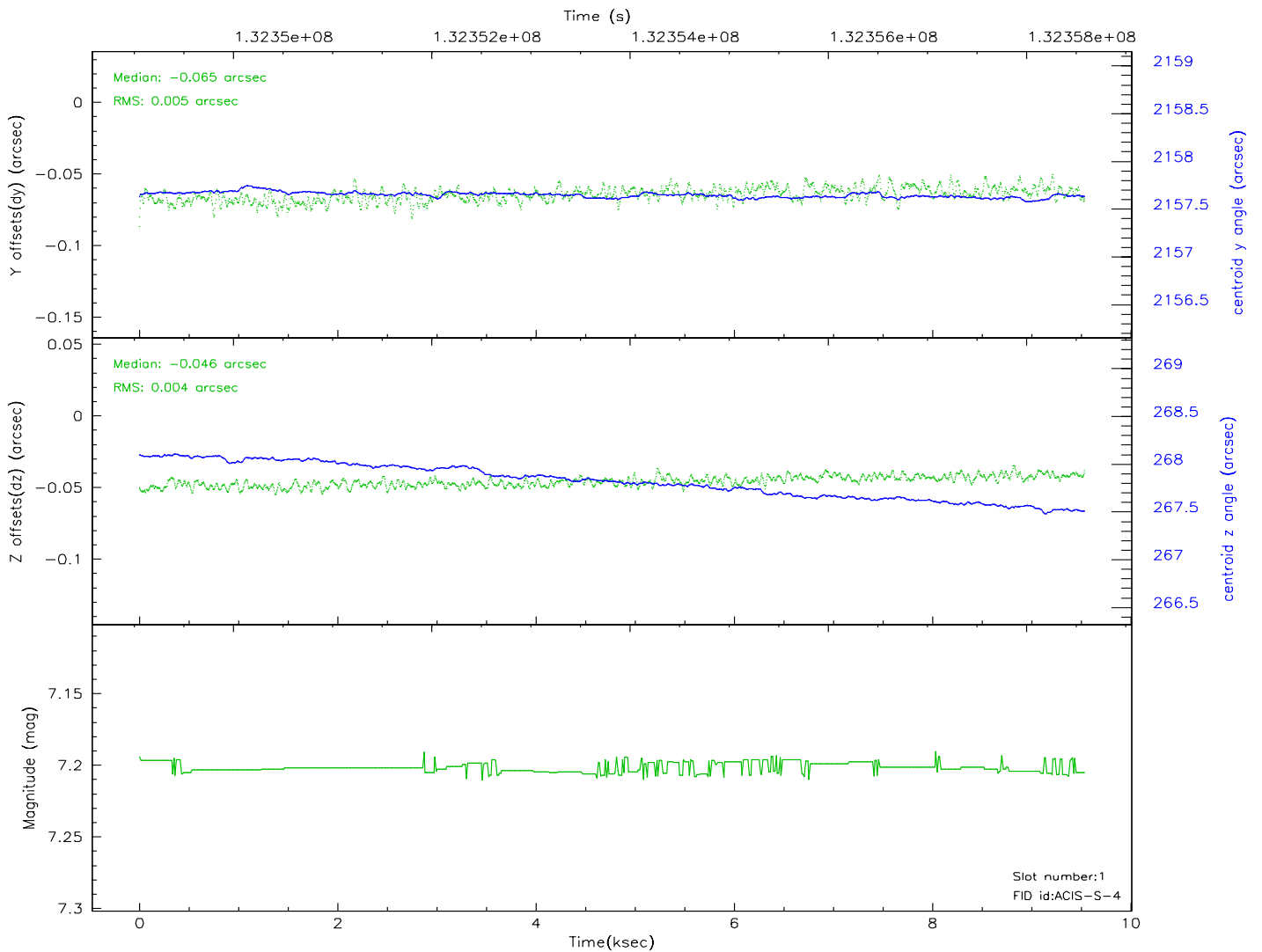
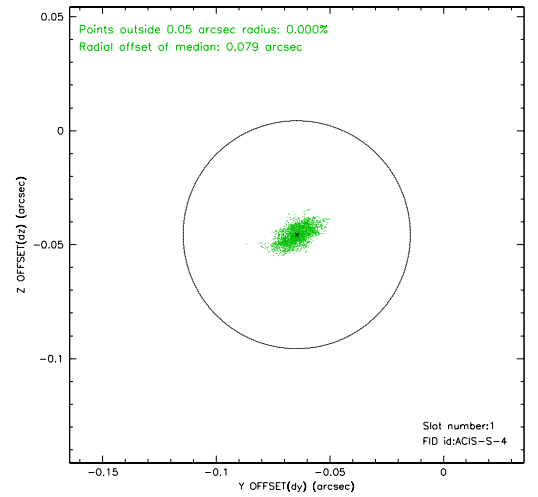
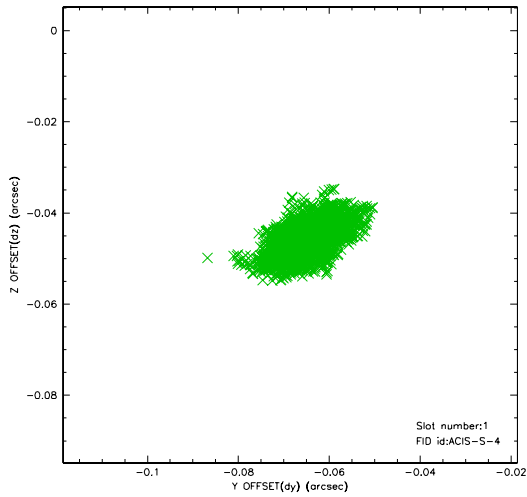


2.5 FID Slots

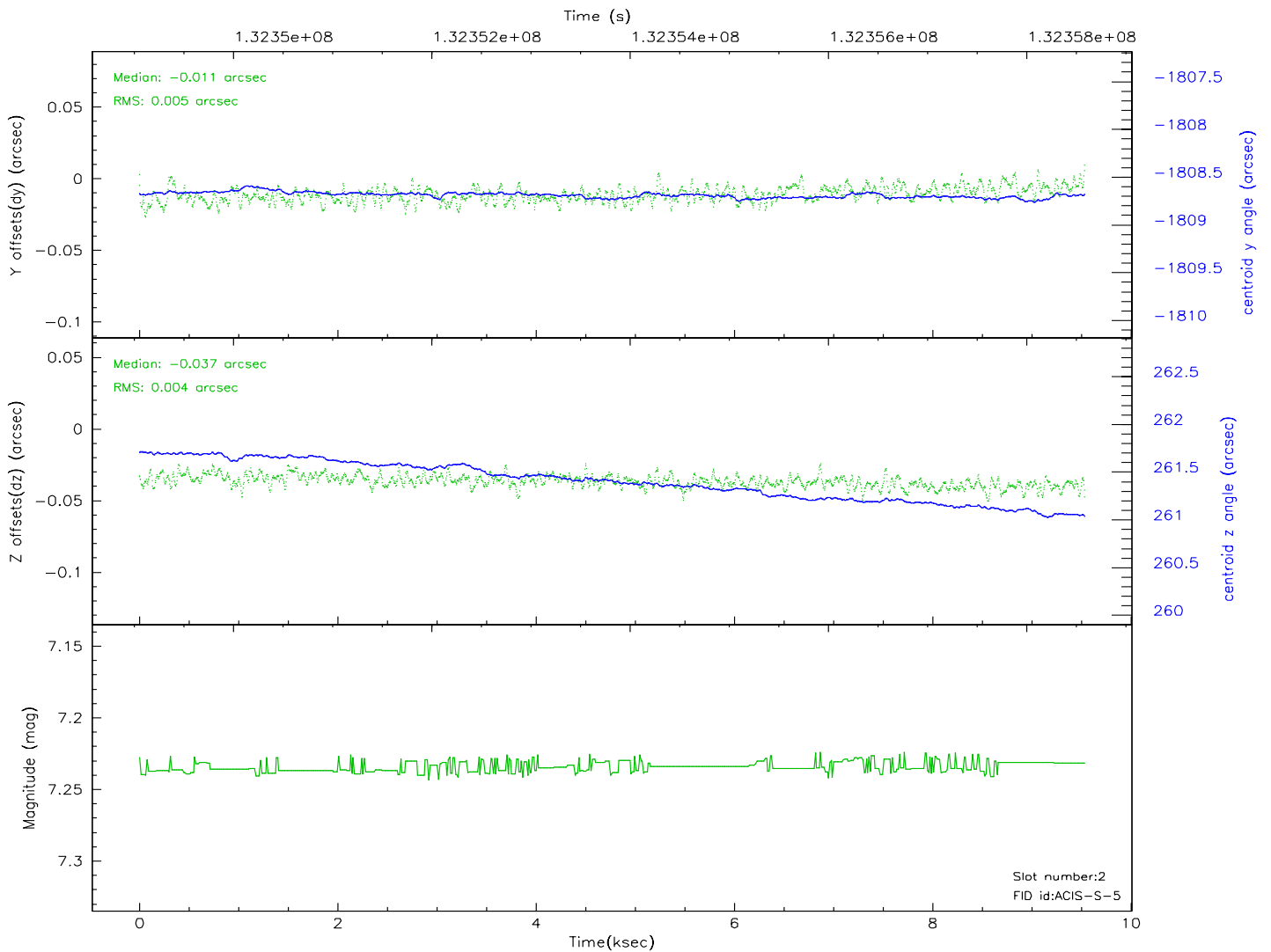
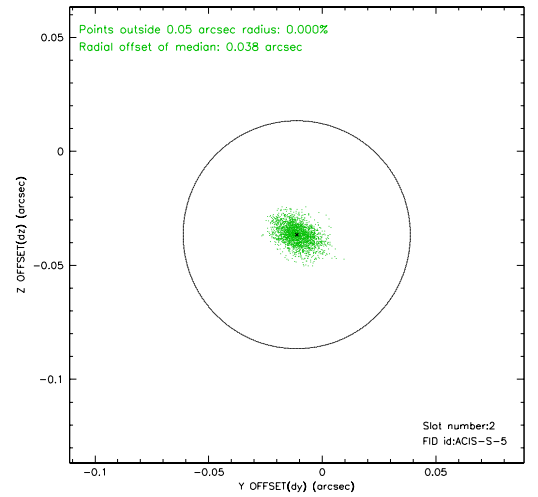
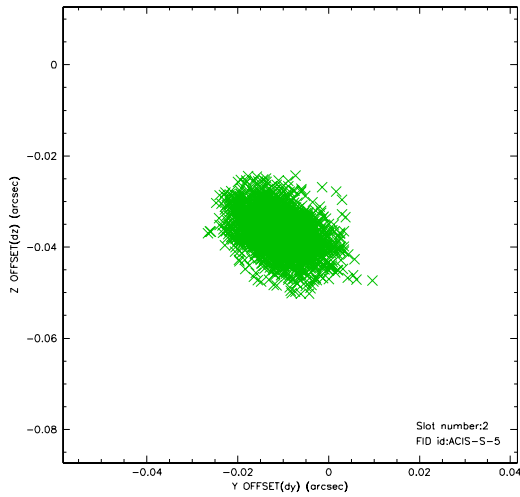
2.5.1 Slot 0



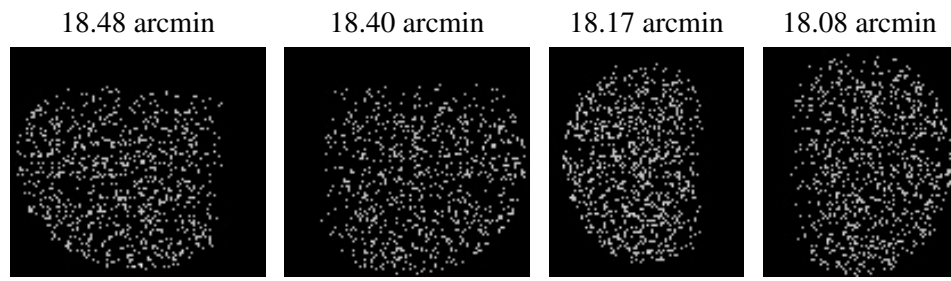
2.5.2 Slot 1



2.5.3 Slot 2



3 Point Sources



A Summary

A.1 Status

V&V Scientist	Joy Nichols
V&V Date (YYYY-MM-DD)	2006.09.07
V&V Edition	1
V&V Disposition and Status	OK
V&V Charge Time	9.534

A.2 Comments

Missed target. Due to an error in the specification of the sub-array parameters, the source G12.5-0.9 falls outside the sub-array data area. The target name was changed to include the phrase 'outer nebula', indicating the active CCD chip region is offset from the source.