

V&V Reference Report

L2 ASCDS Version : 10.9.1

Observation 4566 - L2 Version 4
Chandra X-Ray Center

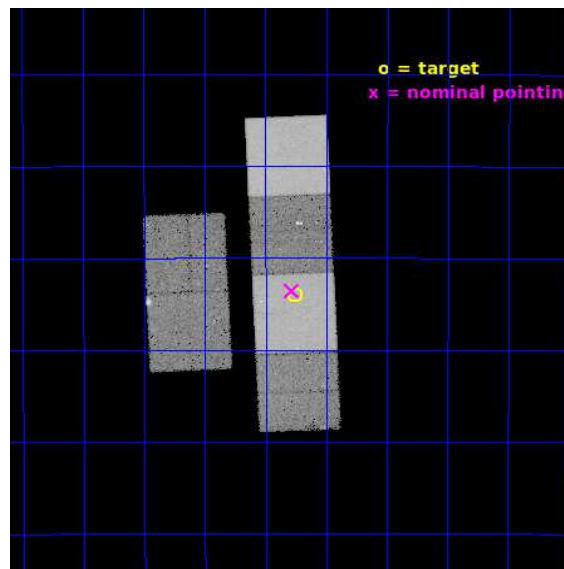
L2 Processing Date : Sep 24 2020

Contents

1	Front	2
2	OBI	3
2.1	OBI	3
2.1.1	Images	3
2.1.2	Bias	3
2.1.3	Parameters	4
2.1.4	Events	4
2.2	Compared Parameters	5
2.3	Aspect	6
2.4	Star Slots	9
2.4.1	Slot 3	9
2.4.2	Slot 4	10
2.4.3	Slot 5	11
2.4.4	Slot 6	12
2.4.5	Slot 7	13
2.5	FID Slots	14
2.5.1	Slot 0	14
2.5.2	Slot 1	15
2.5.3	Slot 2	16
A	Summary	17
A.1	Status	17
A.2	Comments	17

1 Front


seq_num	400349	Sequence number
obs_id	4566	Observation id
title	X-Ray Jets in Microquasars	Proposal title
observer	St phane Corbel	Principal investigator
object	H1743-322	Source name
dtcycle	0	
cycle	P	events from which exps? Prim/Second/Both
ra_targ	266.565	Observer's specified target RA [deg]
dec_targ	-32.2333	Observer's specified target Dec [deg]
ra_nom	266.57075419603	Nominal RA [deg]
dec_nom	-32.225971613955	Nominal Dec [deg]
roll_nom	87.457556977084	Nominal Roll [deg]
revision	4	Processing version of data
ontime	28726.399892986	Sum of GTIs [s]
livetime	28362.648920579	Livetime [s]
ontime2	28726.399892986	Sum of GTIs [s]
ontime3	28726.399892986	Sum of GTIs [s]
ontime5	28726.399892986	Sum of GTIs [s]
ontime6	28726.399892986	Sum of GTIs [s]
ontime7	28726.399892986	Sum of GTIs [s]
ontime8	28726.399892986	Sum of GTIs [s]
l2events	326006	Number of level 2 events




2 OBI

2.1 OBI

2.1.1 Images



2.1.2 Bias



2.1.3 Parameters

obi_num	0	Obi number	sched_exp_time	28600.000000	[s] Scheduled observation exposure time
ascdsver	10.9.1	Processing system revision	ontime	28726.399892986	Sum of GTIs [s]
caldbver	4.9.2	 	ontime2	28726.399892986	Sum of GTIs [s]
date	2020-09-24T11:59:41	Date and time of file creation	ontime3	28726.399892986	Sum of GTIs [s]
revision	4	Processing version of data	ontime5	28726.399892986	Sum of GTIs [s]
			ontime6	28726.399892986	Sum of GTIs [s]
			ontime7	28726.399892986	Sum of GTIs [s]
			ontime8	28726.399892986	Sum of GTIs [s]
			l1events	1449157	Number of level 1 events

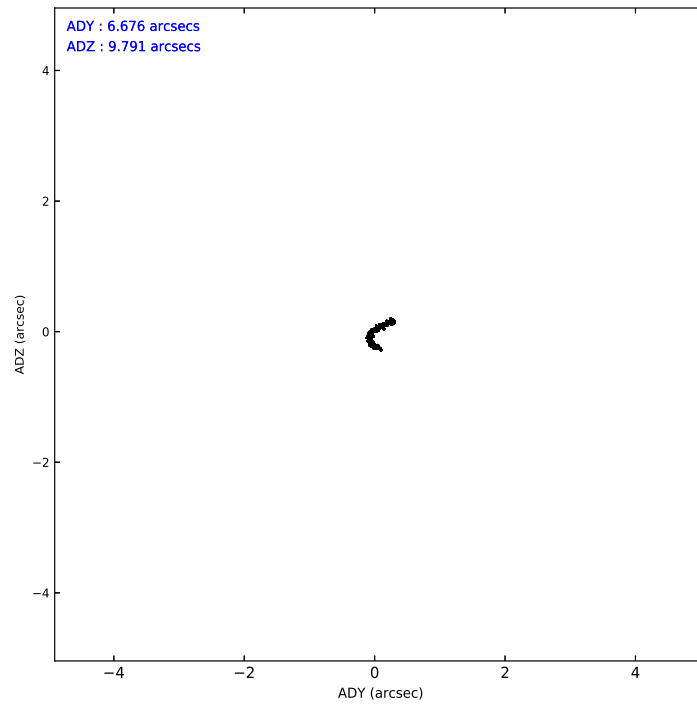
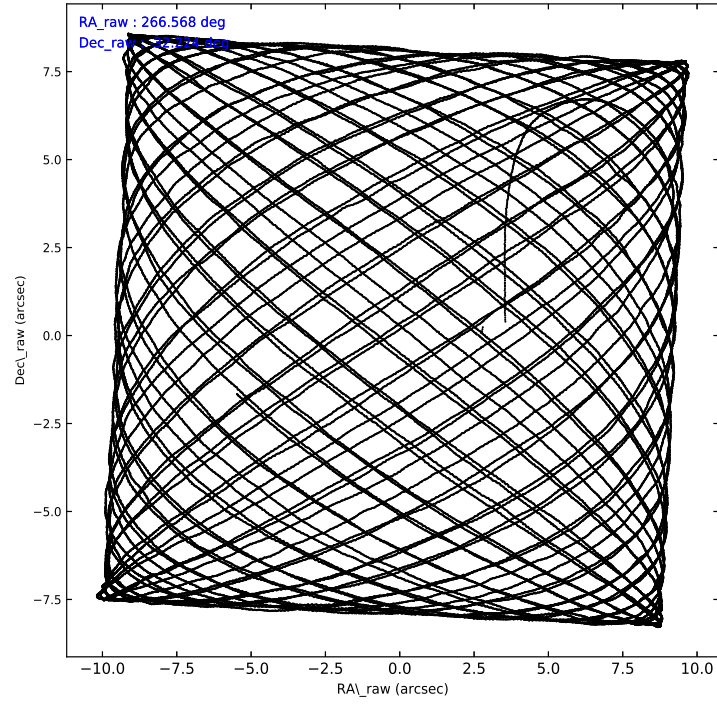
2.1.4 Events

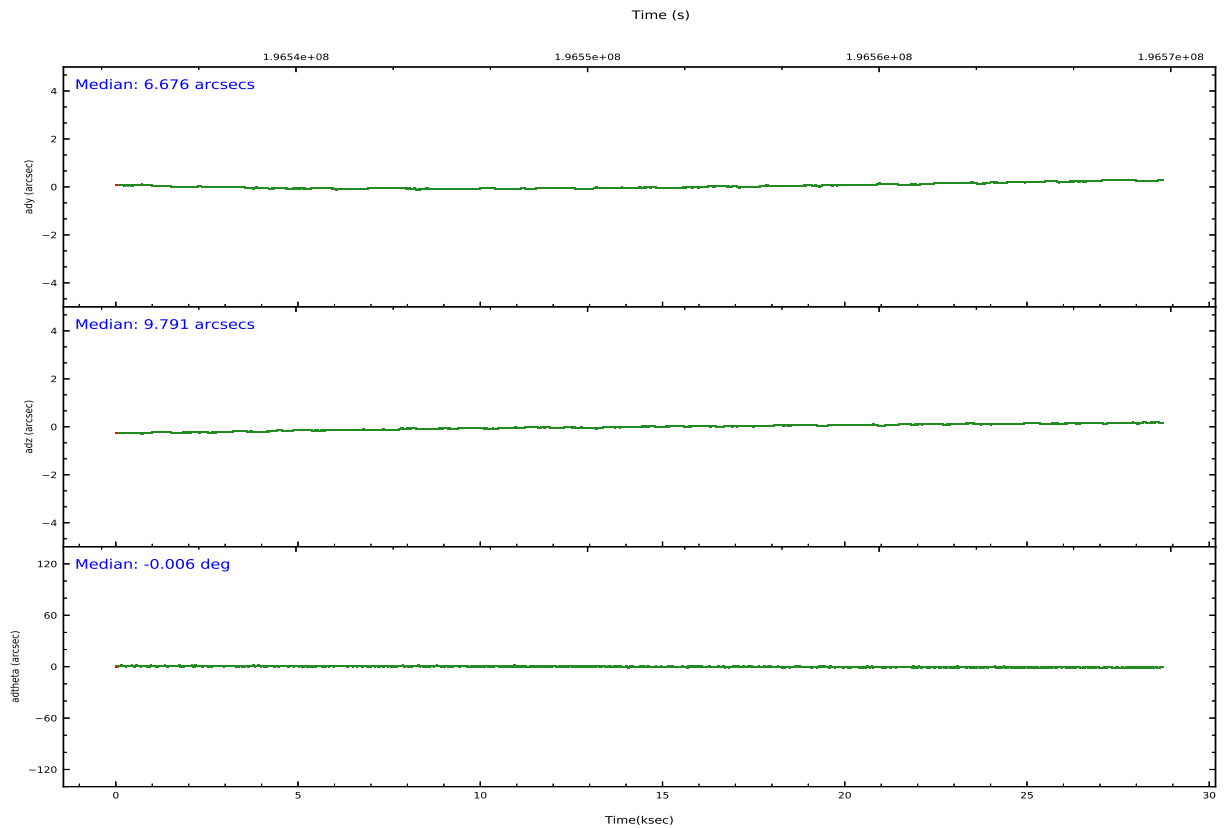
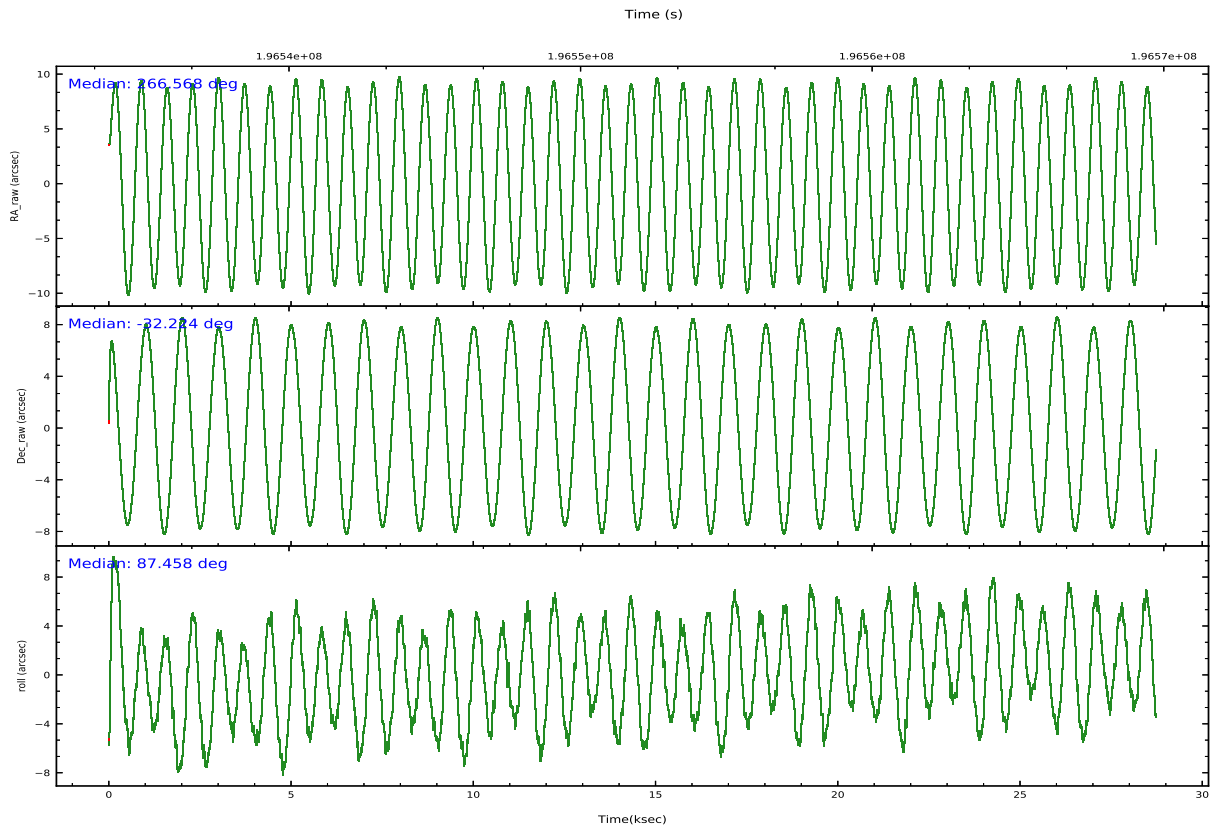
	ccd 2	ccd 3	ccd 5	ccd 6	ccd 7	ccd 8		ccd 2	ccd 3	ccd 5	ccd 6	ccd 7	ccd 8
level 1 events	205369	196269	310262	205697	274505	257055	grade 0 events	11512	12120	25818	12265	10534	18694
rejected events	180574	170950	164876	178900	161951	201612		5%	6%	8%	5%	3%	7%
rejected %	87%	87%	53%	86%	58%	78%	grade 1 events	125	141	889	96	269	171
								0%	0%	0%	0%	0%	0%
							grade 2 events	5013	4659	39982	5224	22581	12043
								2%	2%	12%	2%	8%	4%
							grade 3 events	2324	2467	5471	2513	10152	5779
								1%	1%	1%	1%	3%	2%
							grade 4 events	2291	2420	5266	2356	10281	5596
								1%	1%	1%	1%	3%	2%
							grade 5 events	8018	8922	21752	9287	25832	12033
								3%	4%	7%	4%	9%	4%
							grade 6 events	4119	4155	71499	4899	60955	14431
								2%	2%	23%	2%	22%	5%
							grade 7 events	171967	161385	139585	169057	133901	188308
								83%	82%	44%	82%	48%	73%

2.2 Compared Parameters

Parameter	Planned	Actual	Parameter	Planned	Actual
Instrument	ACIS	ACIS	Obspar version number	8	8
Detector	ACIS-235678	ACIS-235678	Obspar file type	PREDICTED	ACTUAL
Grating	NONE	NONE	Obspar update status	NONE	UPDATED
Data mode	FAINT	FAINT	Number of optional ACIS chips dropped	0	0
Observation mode	POINTING	POINTING	On-chip summing requested	N	N
[deg] Pointing RA	266.582731	266.57075419603	Subarray requested	NONE	NONE
[deg] Pointing Dec	-32.247862	-32.225971613955	Alternating exposures requested	N	N
[deg] Pointing Roll	87.309466	87.457556977084	[s] Primary exposure time	0.000000	3.2
[s] Window start time (MET)	195955264.184000	195955264.184000			
[s] Window stop time (MET)	197078464.184000	197078464.184000			
[mm] SIM focus pos	-0.684267	-0.6828225247311905			
[mm] SIM defocus	0	0.001444936568705701			
[mm] SIM translation stage pos	-190.132523	-190.1425803651734			
[mm] SIM translation stage offset	0	0.01005778216563158			
[s] Observation start time (MET)	196539191.184000	196537892.41434			
Observation start date	2004-03-24T18:12:07	2004-03-24T17:51:32			
[s] Observation end time (MET)	196567791.184000	196568450.74068			
Observation end date	2004-03-25T02:08:47	2004-03-25T02:20:50			
Read mode	TIMED	TIMED			

2.3 Aspect



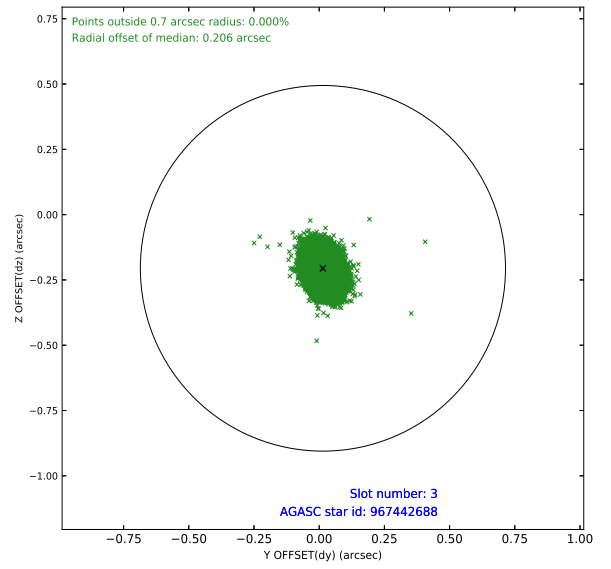
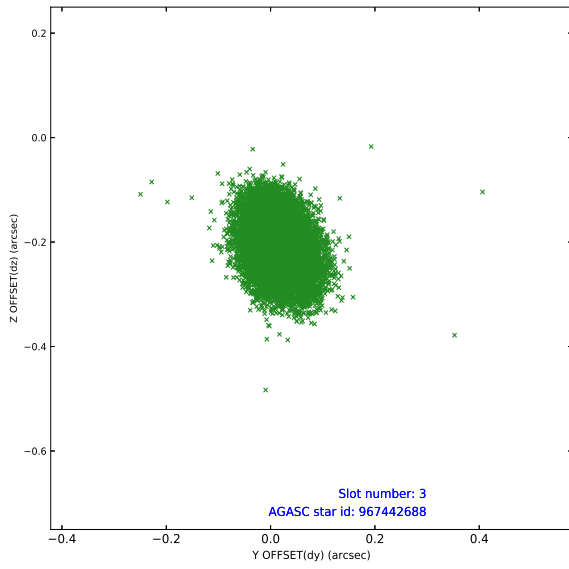


Slot Statistics

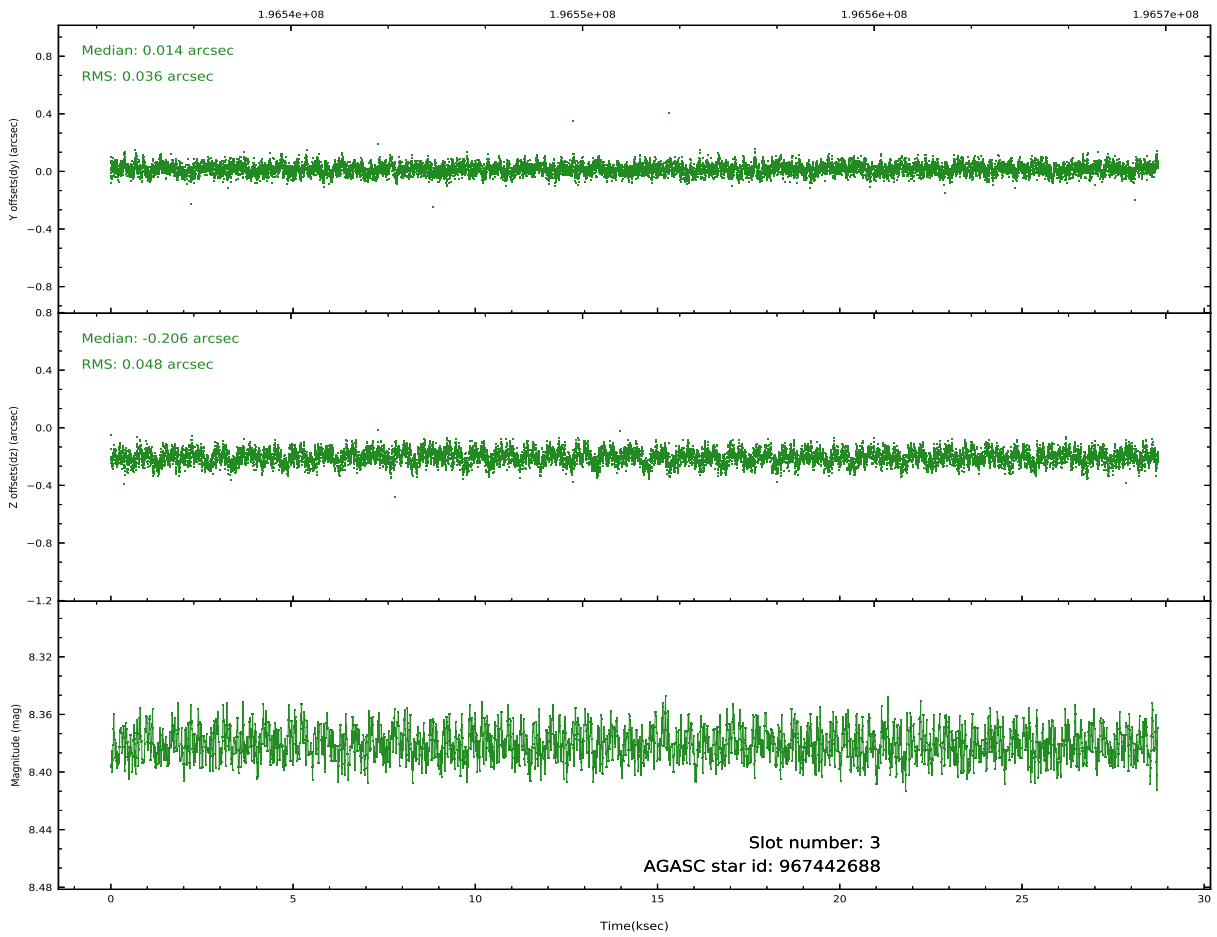
slot	status	used	id	mag	n_pts	frac_pts	med_dy	med_dz	dr1	dr2	ra	dec	mean_y	mean_x
0	FID		ACIS-S-2	7.10	7009	1.000	-0.080	-0.060	0.008	0.013	0.000000	0.000000	-759.49	-1731
1	FID		ACIS-S-4	7.20	7008	1.000	0.134	0.055	0.007	0.012	0.000000	0.000000	2153.91	177
2	FID		ACIS-S-5	7.23	7009	1.000	-0.084	0.014	0.007	0.011	0.000000	0.000000	-1812.28	171
3	GUIDE	used	967442688	8.38	14011	1.000	0.014	-0.206	0.063	0.103	266.096113	-32.373763	-525.42	1456
4	GUIDE	used	967450832	9.10	13968	1.000	-0.117	-0.184	0.089	0.140	266.078096	-31.879979	1246.94	1603
5	GUIDE	used	967446352	7.75	14018	1.000	0.098	-0.027	0.066	0.104	267.069988	-32.671157	-1455.80	-1546
6	GUIDE	used	967447616	9.28	14014	1.000	0.128	0.233	0.123	0.189	267.260141	-32.889782	-2218.28	-2154
7	GUIDE	used	967451816	9.26	14003	1.000	-0.123	0.183	0.088	0.147	267.266669	-31.901374	1337.53	-2029

2.4 Star Slots

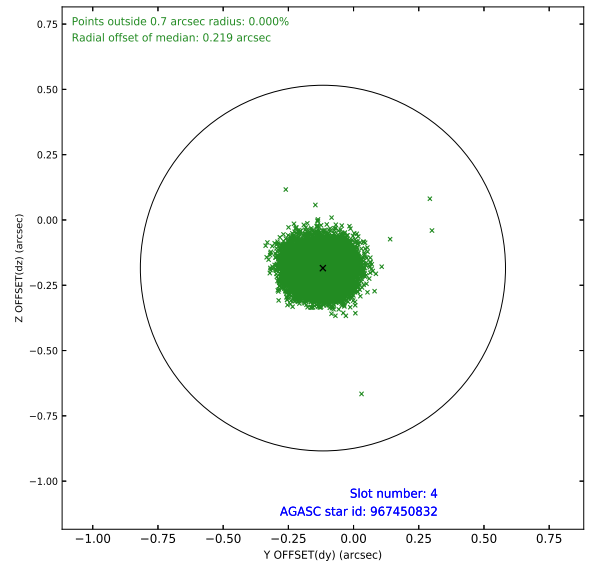
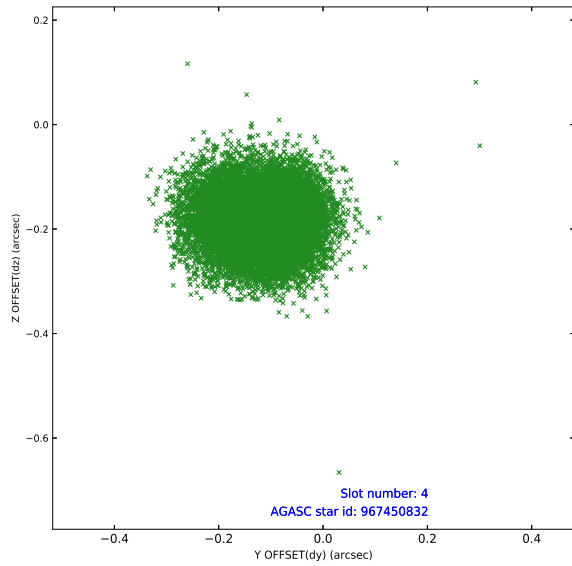
2.4.1 Slot 3



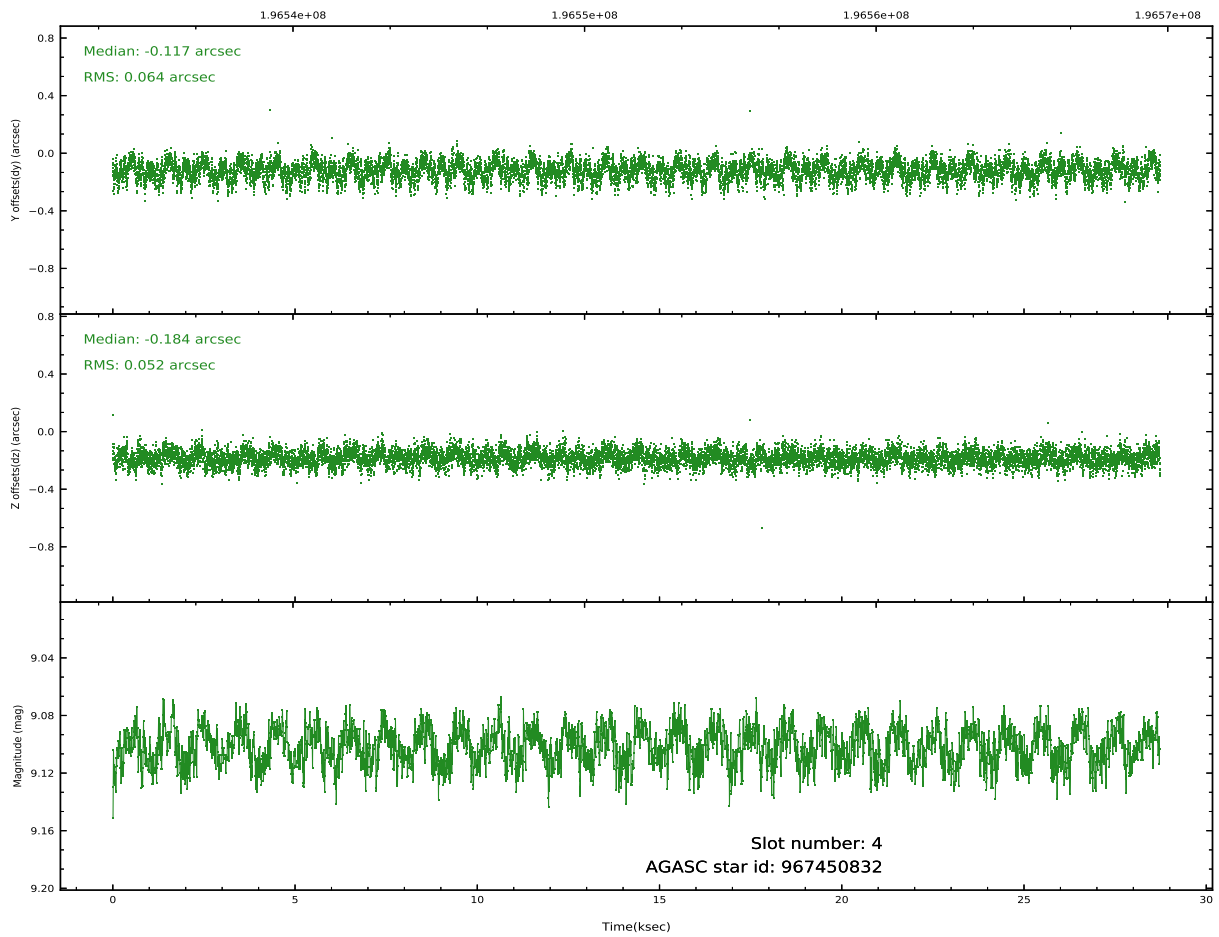
Time (s)



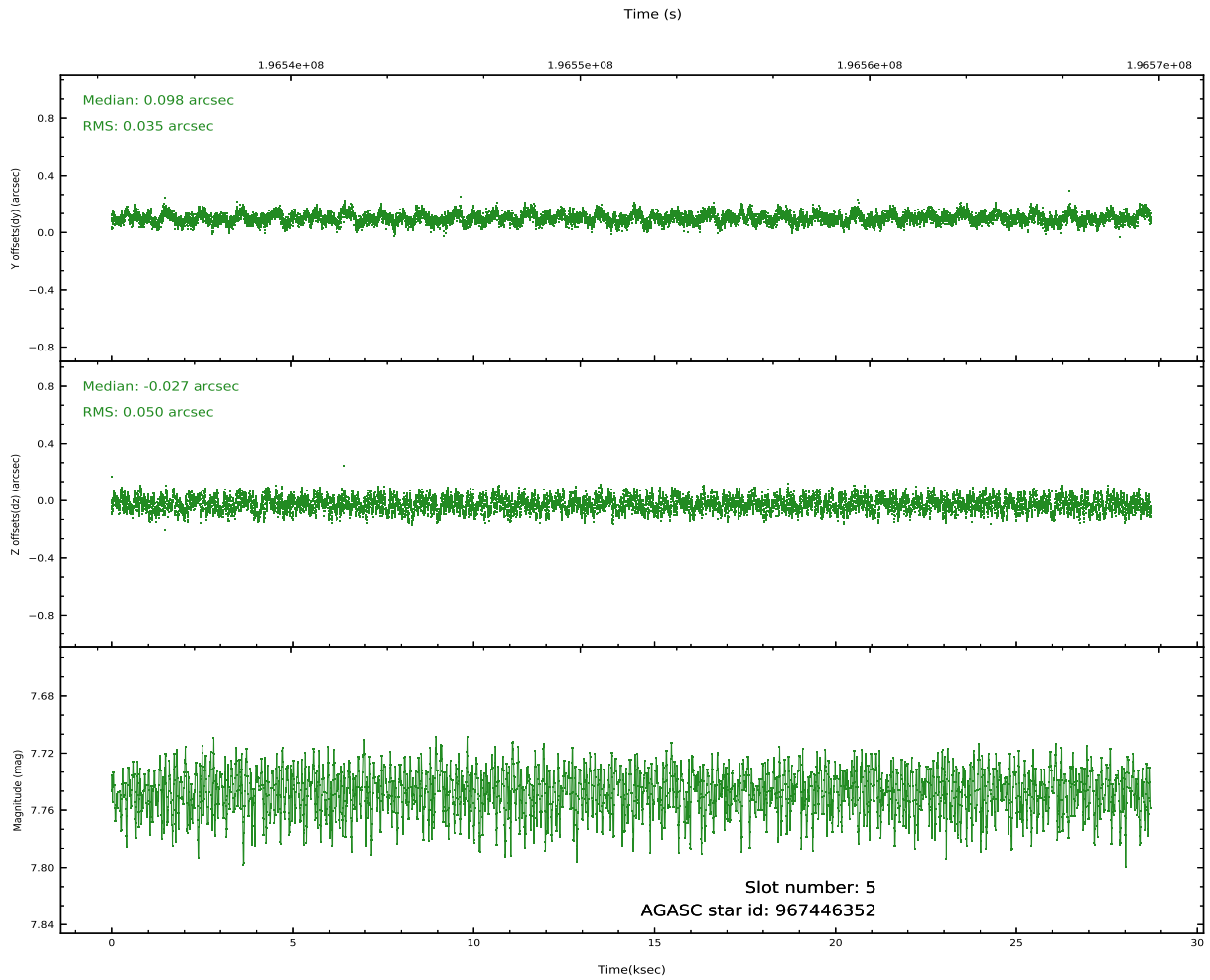
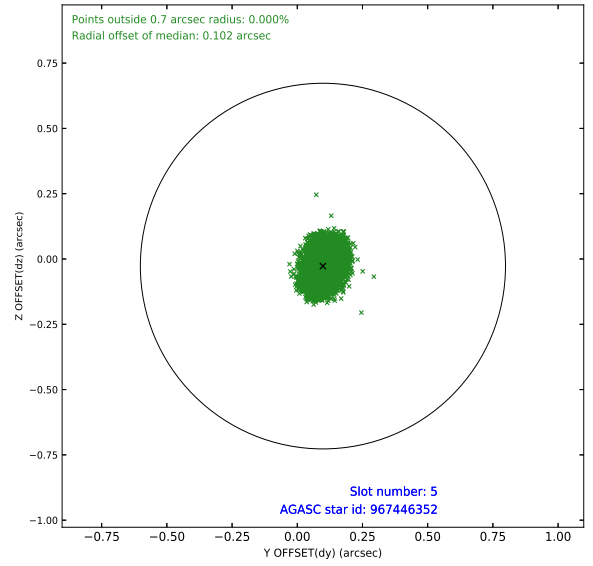
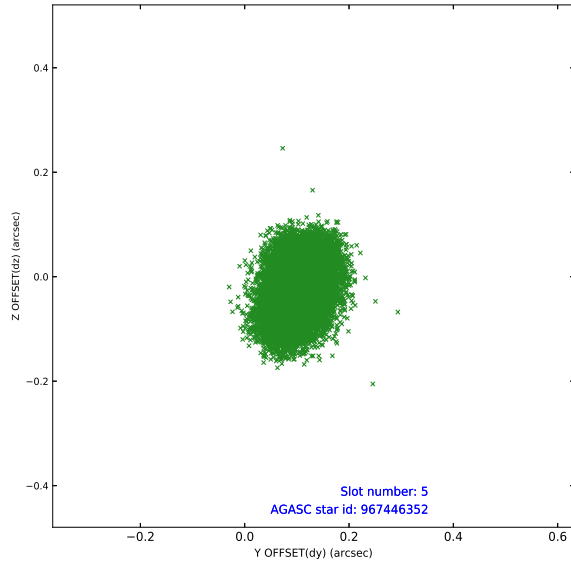
2.4.2 Slot 4



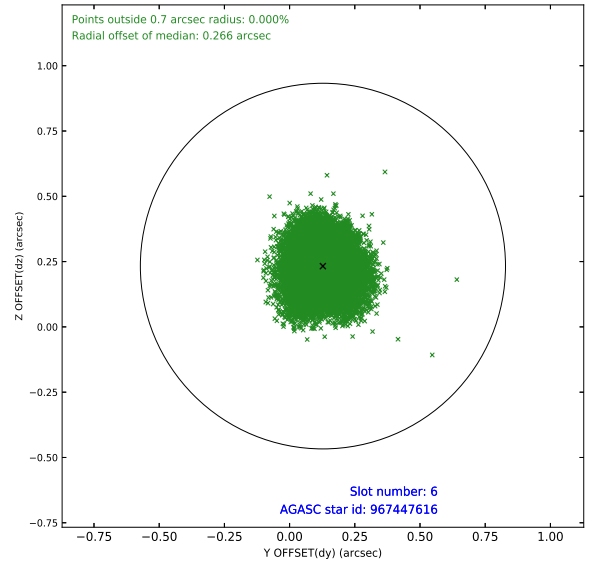
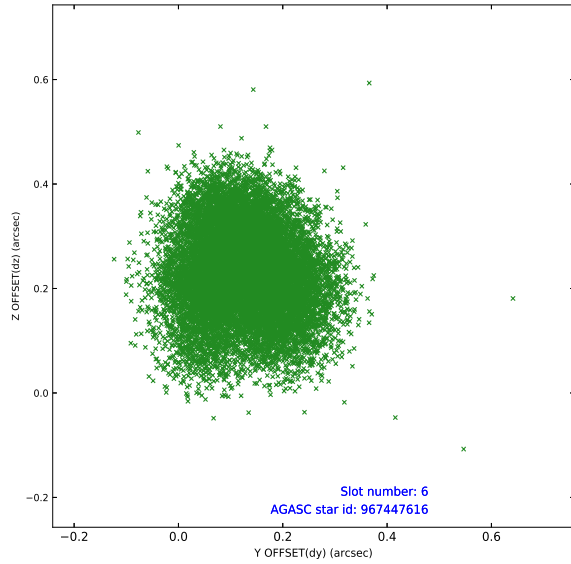
Time (s)



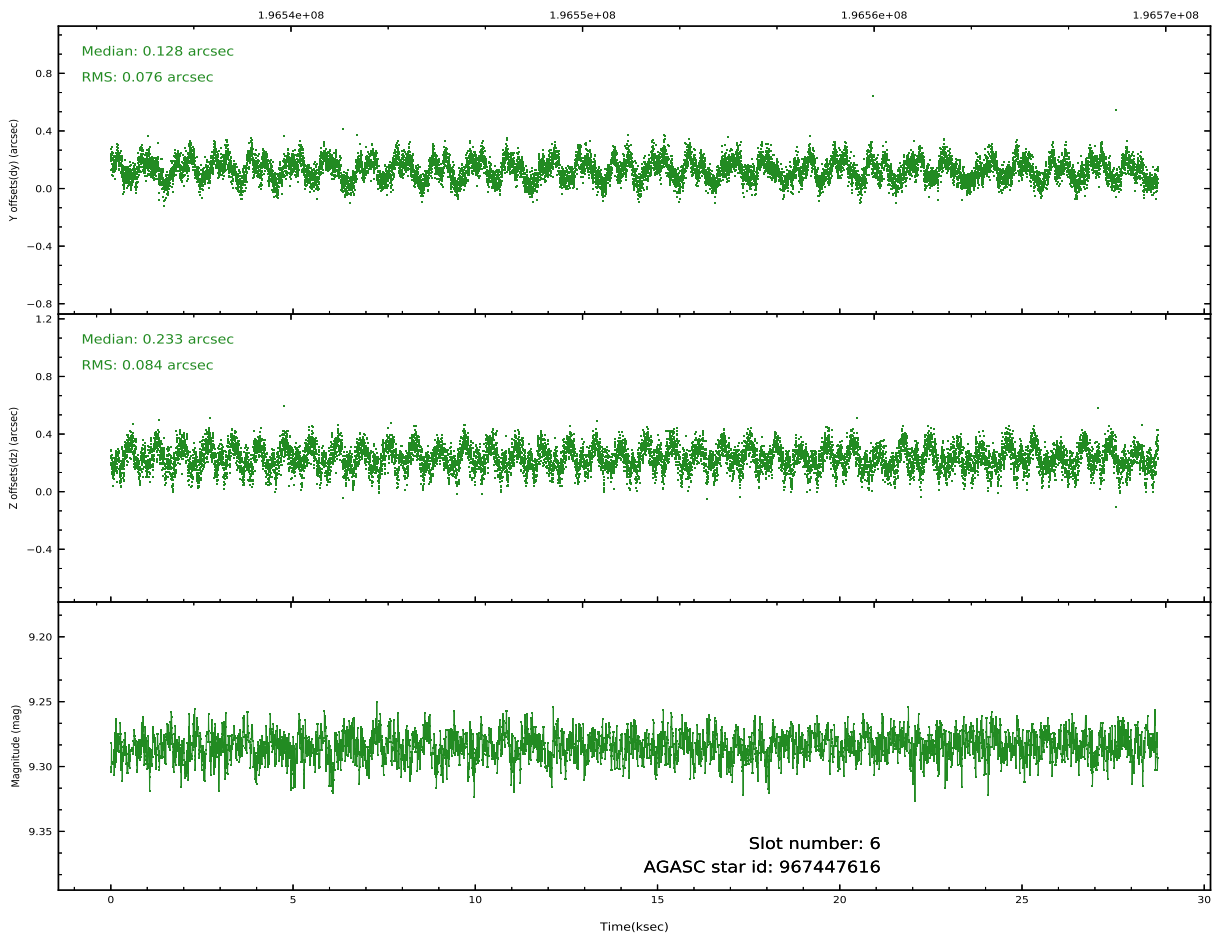
2.4.3 Slot 5



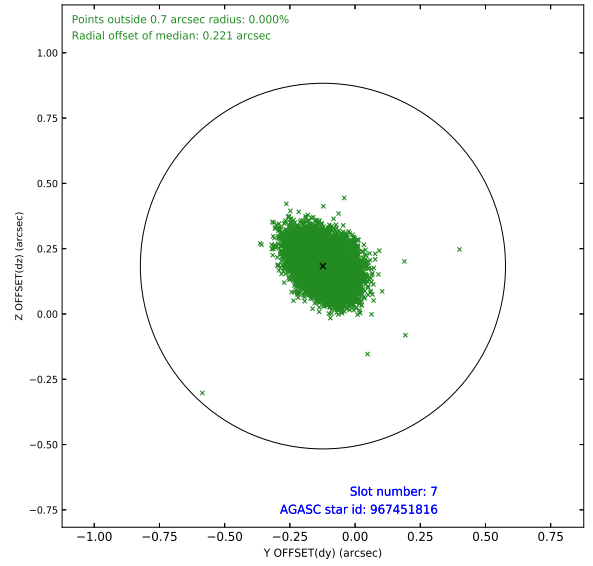
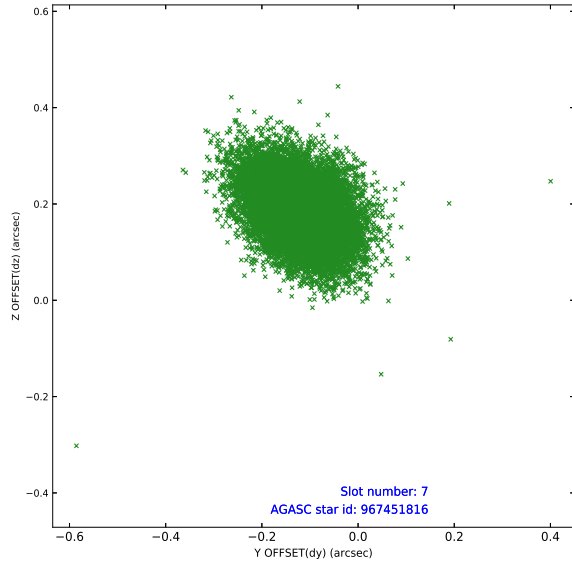
2.4.4 Slot 6



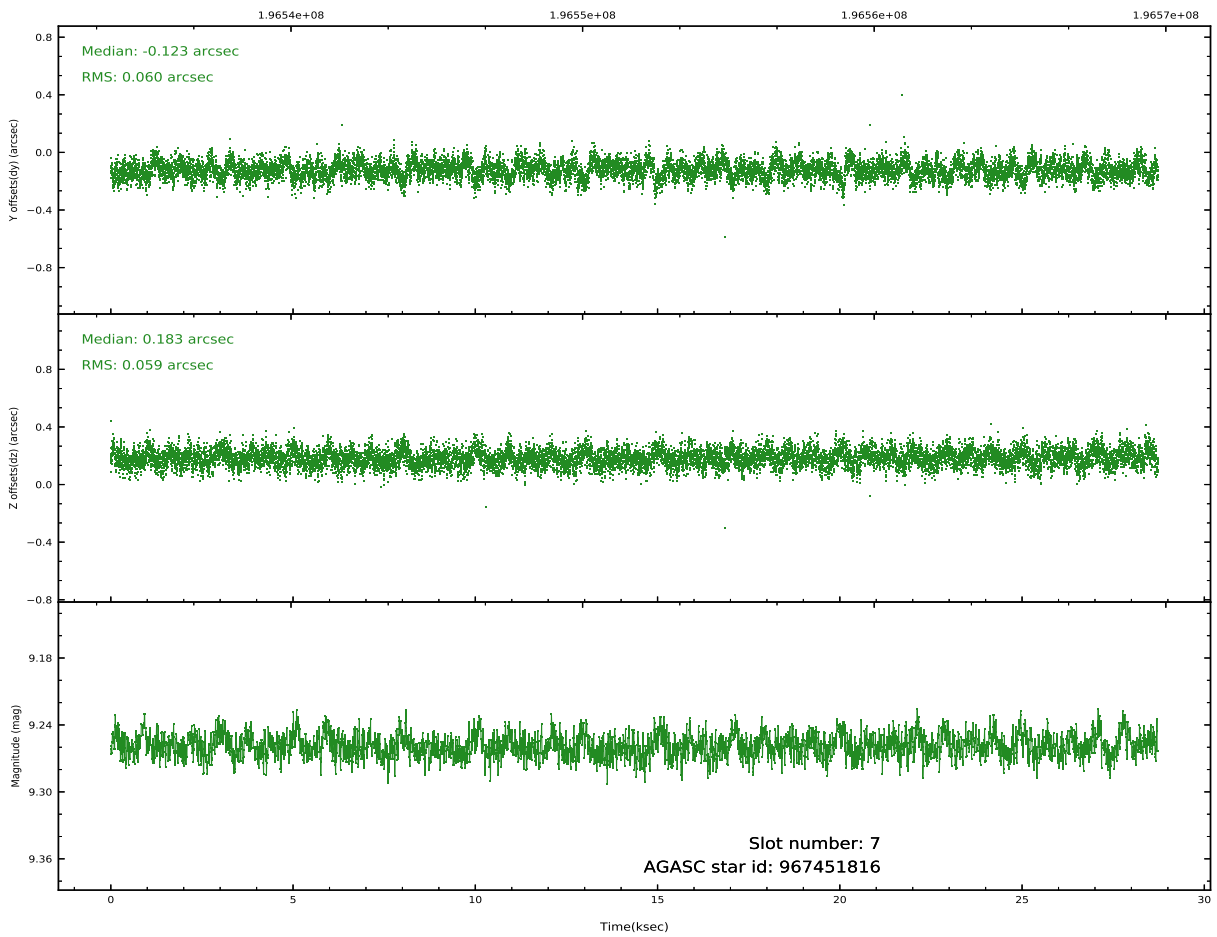
Time (s)



2.4.5 Slot 7

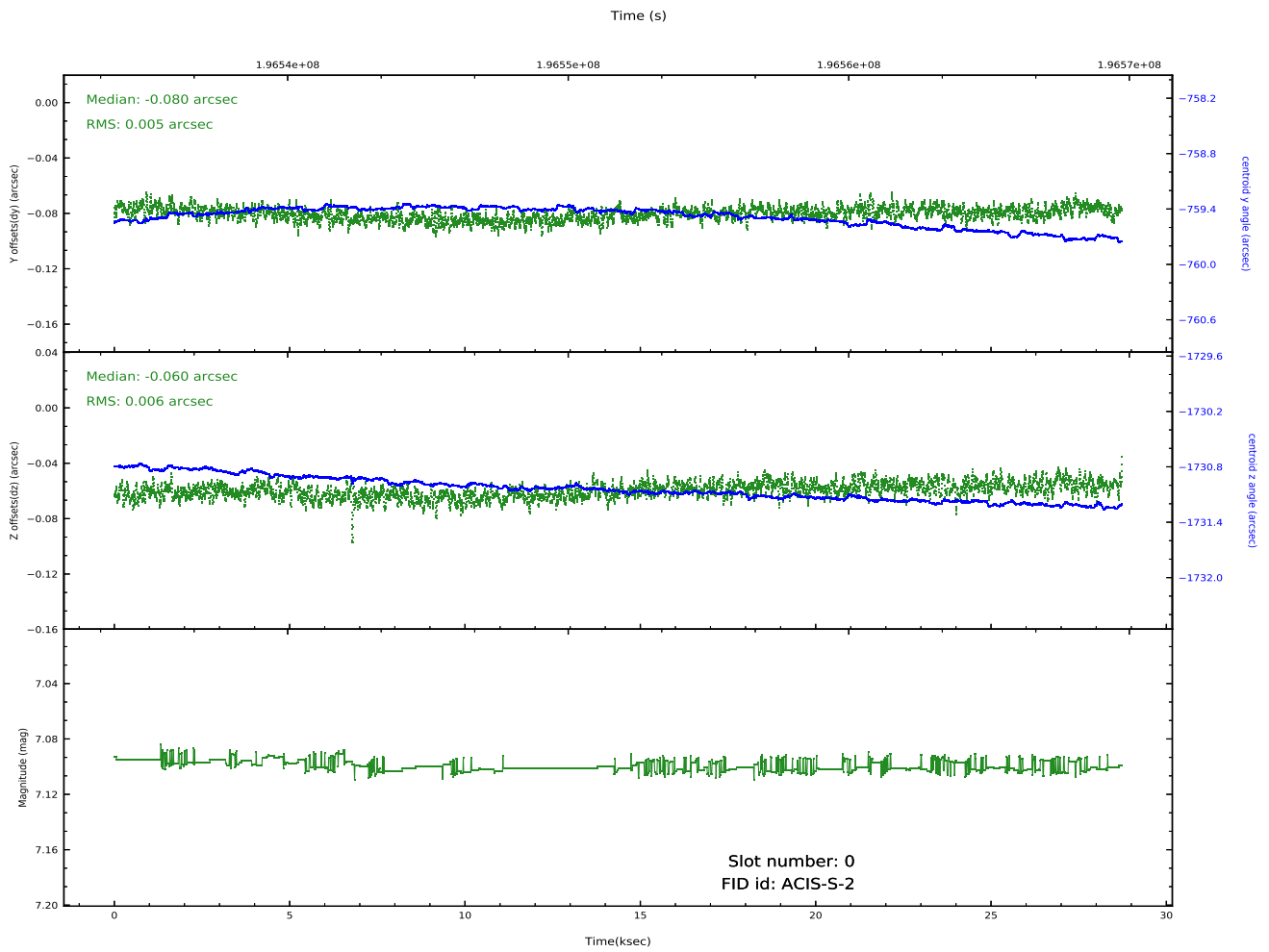
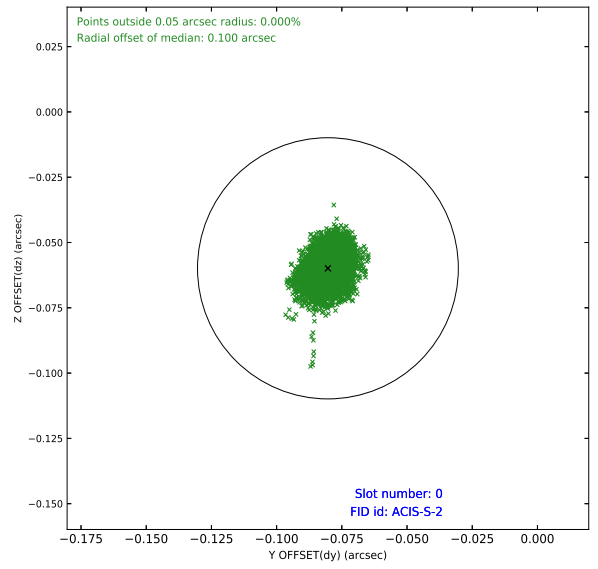
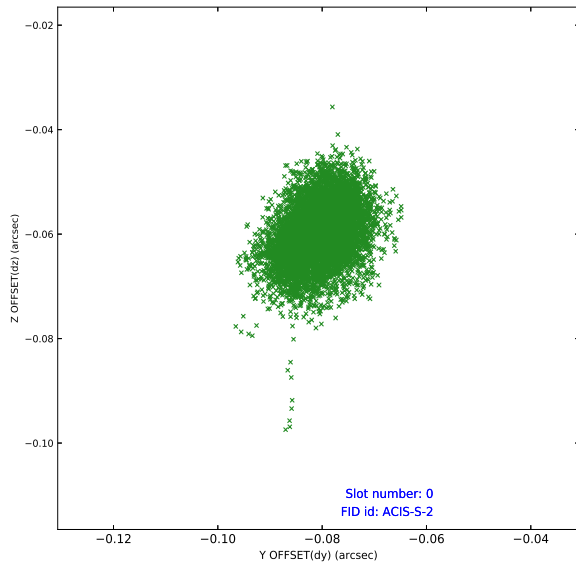


Time (s)

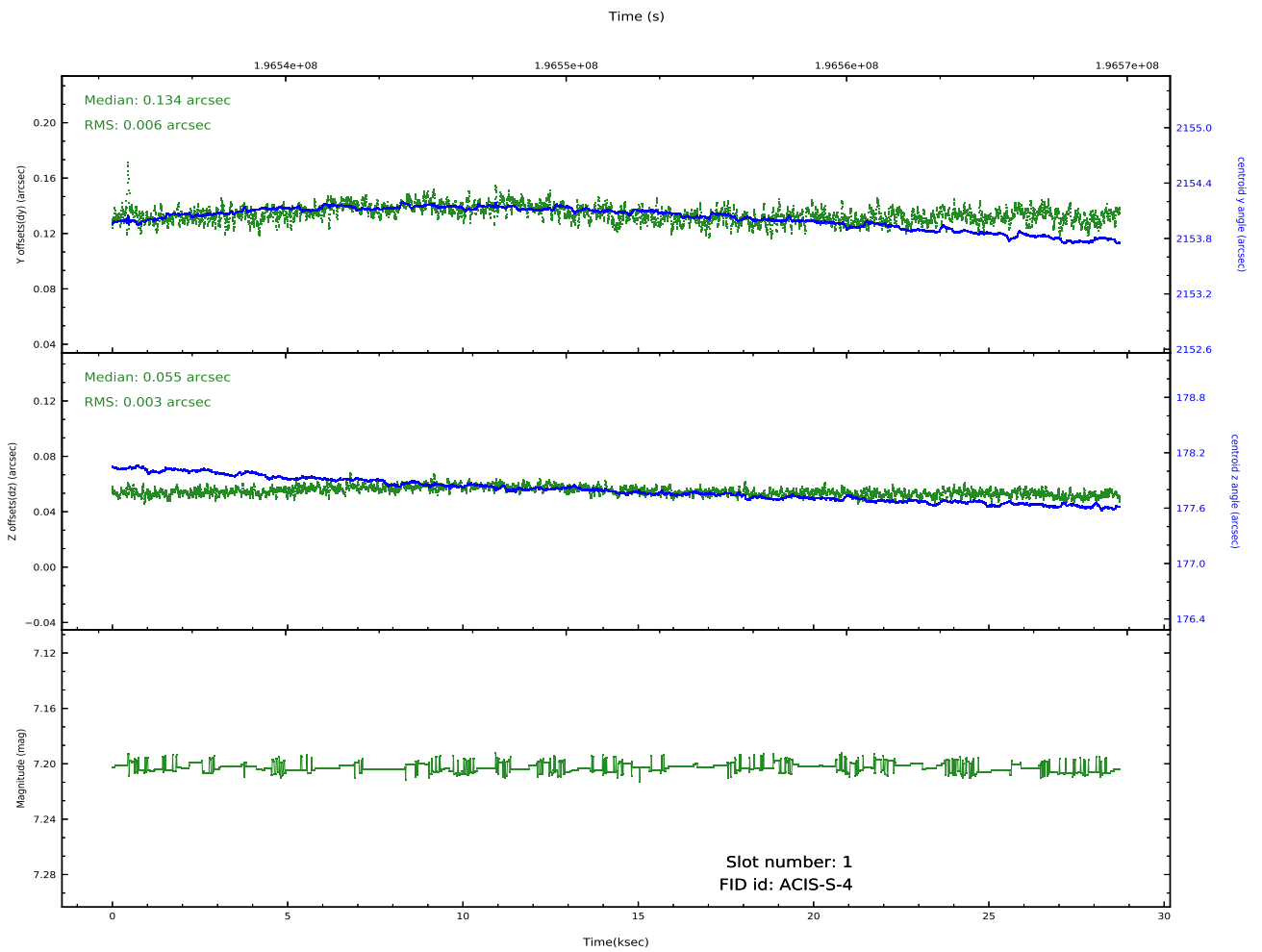
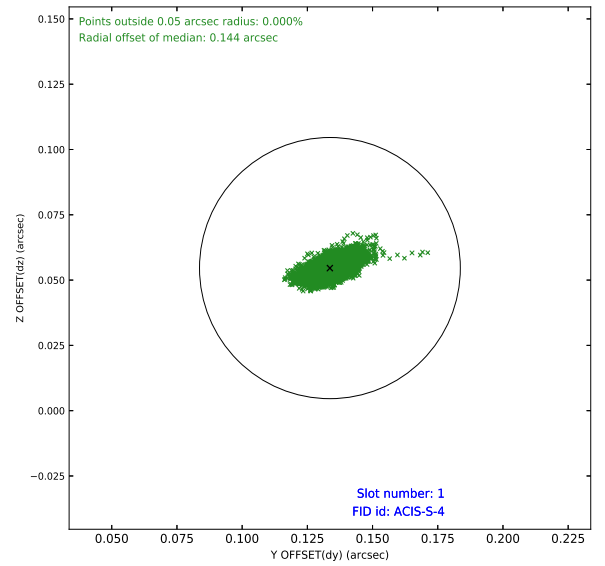
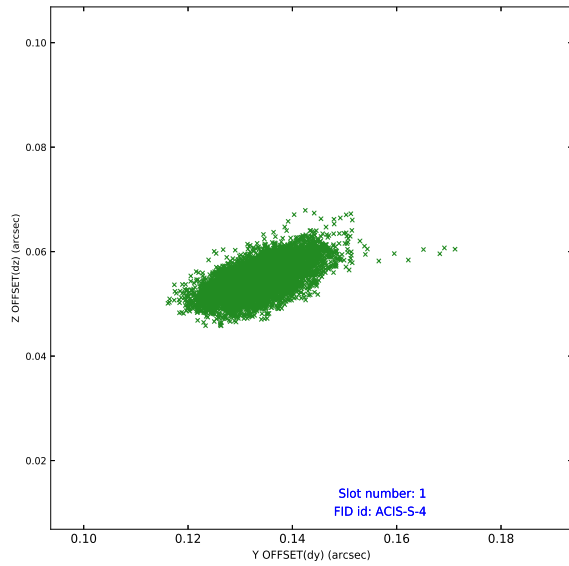


2.5 FID Slots

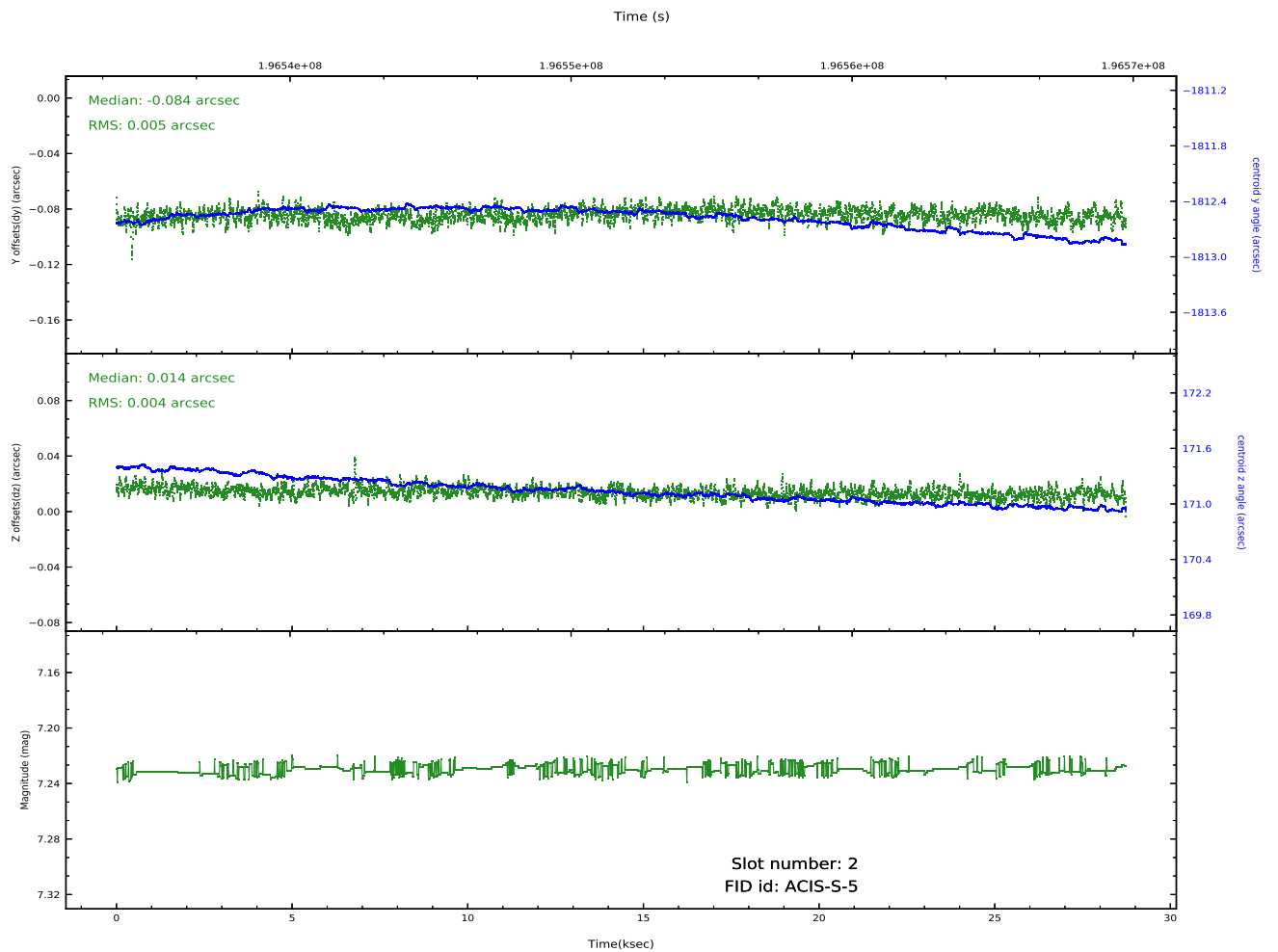
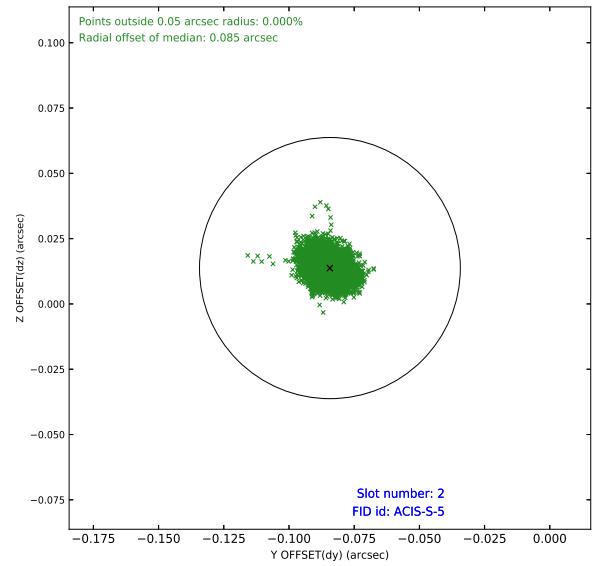
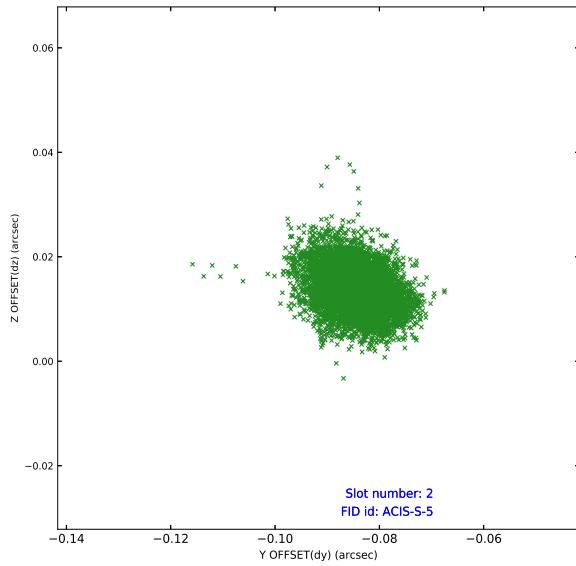
2.5.1 Slot 0



2.5.2 Slot 1



2.5.3 Slot 2



A Summary

A.1 Status

V&V Scientist	Beth Sundheim
V&V Date (YYYY-MM-DD)	2020.09.24
V&V Edition	1
V&V Disposition and Status	OK
V&V Charge Time	28.726

A.2 Comments

Window constraint met.