

# V&V Reference Report

## L2 ASCDS Version : 8.5.1.1

Observation 5426 - L2 Version 3  
Chandra X-Ray Center


L2 Processing Date : Dec 21 2012

## Contents

<b>1</b>	<b>Front</b>	<b>2</b>
<b>2</b>	<b>OBI</b>	<b>3</b>
2.1	OBI . . . . .	3
2.1.1	Images . . . . .	3
2.1.2	Bias . . . . .	3
2.1.3	Parameters . . . . .	4
2.1.4	Events . . . . .	4
2.2	Compared Parameters . . . . .	5
2.3	Aspect . . . . .	6
2.4	Star Slots . . . . .	9
2.4.1	Slot 3 . . . . .	9
2.4.2	Slot 4 . . . . .	10
2.4.3	Slot 5 . . . . .	11
2.4.4	Slot 6 . . . . .	12
2.4.5	Slot 7 . . . . .	13
2.5	FID Slots . . . . .	14
2.5.1	Slot 0 . . . . .	14
2.5.2	Slot 1 . . . . .	15
2.5.3	Slot 2 . . . . .	16
<b>A</b>	<b>Summary</b>	<b>17</b>
A.1	Status . . . . .	17
A.2	Comments . . . . .	17

# 1 Front


seq_num	200359	Sequence number
obs_id	5426	Observation id
title	How Do T Tauri Stars Generate X-rays?	Proposal title
observer	Professor David Weintraub	Principal investigator
object	V710 Tau	Source name
dtcycle	0	&#160
cycle	P	events from which exps? Prim/Second/Both
ra_targ	67.990417	Observer's specified target RA [deg]
dec_targ	18.36025	Observer's specified target Dec [deg]
ra_nom	67.989746323859	Nominal RA [deg]
dec_nom	18.350595437911	Nominal Dec [deg]
roll_nom	276.29098426636	Nominal Roll [deg]
revision	3	Processing version of data
ontime	10956.592972219	Sum of GTIs [s]
livetime	10817.853994737	Livetime [s]
ontime2	10956.634012222	Sum of GTIs [s]
ontime3	10956.469852209	Sum of GTIs [s]
ontime5	10956.551932216	Sum of GTIs [s]
ontime6	10956.510892212	Sum of GTIs [s]
ontime7	10956.592972219	Sum of GTIs [s]
ontime8	10956.428812236	Sum of GTIs [s]
l2events	134710	Number of level 2 events




## 2 OBI

### 2.1 OBI

#### 2.1.1 Images



#### 2.1.2 Bias



### 2.1.3 Parameters

obi_num	0	Obi number	sched_exp_time	11000.000000	[s] Scheduled observation exposure time
ascdsver	8.5.1.1	Processing system revision	ontime	10956.592972219	Sum of GTIs [s]
caldbver	4.5.5	&#160	ontime2	10956.634012222	Sum of GTIs [s]
date	2012-12-21T18:07:55	Date and time of file creation	ontime3	10956.469852209	Sum of GTIs [s]
revision	3	Processing version of data	ontime5	10956.551932216	Sum of GTIs [s]
			ontime6	10956.510892212	Sum of GTIs [s]
			ontime7	10956.592972219	Sum of GTIs [s]
			ontime8	10956.428812236	Sum of GTIs [s]
			l1events	591131	Number of level 1 events

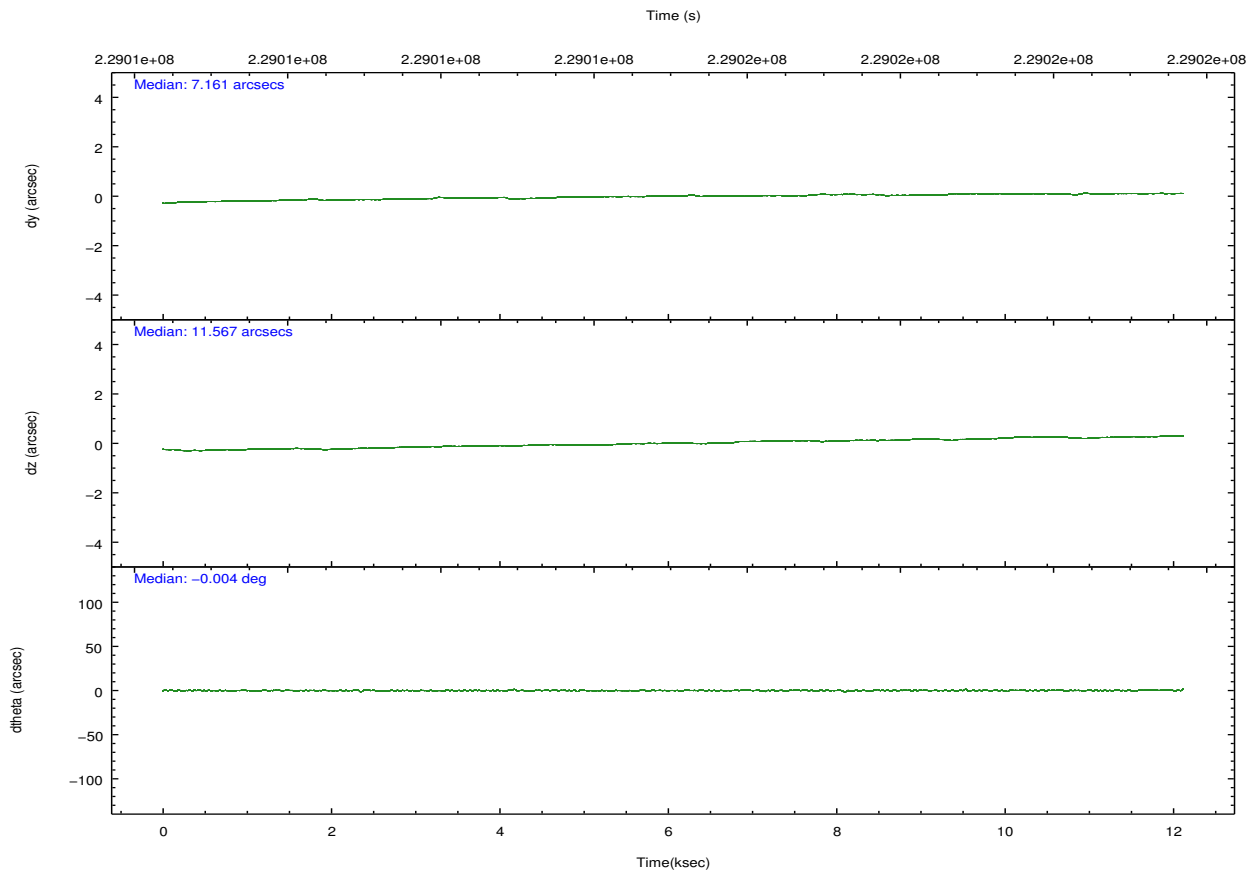
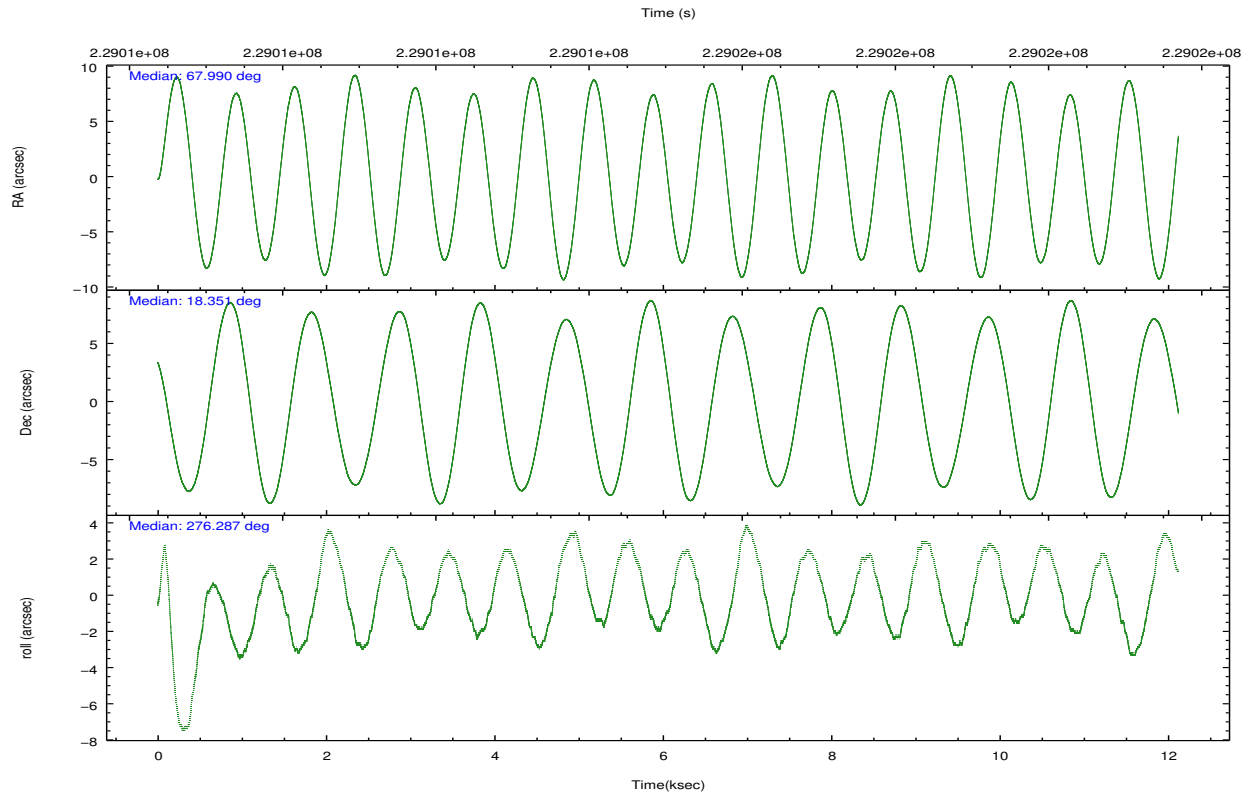
### 2.1.4 Events

	ccd 2	ccd 3	ccd 5	ccd 6	ccd 7	ccd 8		ccd 2	ccd 3	ccd 5	ccd 6	ccd 7	ccd 8
level 1 events	84908	79698	128020	81823	112861	103821	grade 0 events	5673	3916	7692	3829	4423	7052
rejected events	73437	70317	68244	72255	65598	80458		6%	4%	6%	4%	3%	6%
rejected %	86%	88%	53%	88%	58%	77%	grade 1 events	87	47	169	35	119	79
								0%	0%	0%	0%	0%	0%
							grade 2 events	2117	1849	17976	1969	9526	5111
								2%	2%	14%	2%	8%	4%
							grade 3 events	999	967	2197	911	4205	2637
								1%	1%	1%	1%	3%	2%
							grade 4 events	994	952	2025	935	4247	2365
								1%	1%	1%	1%	3%	2%
							grade 5 events	3265	3606	9324	3814	10722	4927
								3%	4%	7%	4%	9%	4%
							grade 6 events	1690	1698	29911	1926	24875	6202
								1%	2%	23%	2%	22%	5%
							grade 7 events	70083	66663	58726	68404	54744	75448
								82%	83%	45%	83%	48%	72%

## 2.2 Compared Parameters

Parameter	Planned	Actual	Parameter	Planned	Actual
Instrument	ACIS	ACIS	Obspar format version number	7	7
Detector	ACIS-235678	ACIS-235678	Obspar file type	PREDICTED	ACTUAL
Grating	NONE	NONE	Obspar update status	NONE	UPDATED
Data mode	FAINT	FAINT	Number of optional ACIS chips dropped	0	0
Observation mode	POINTING	POINTING	On-chip summing requested	N	N
[deg] Pointing RA	67.972445	67.98974632385887	Subarray requested	NONE	NONE
[deg] Pointing Dec	18.372328	18.35059543791118	Alternating exposures requested	N	N
[deg] Pointing Roll	276.139819	276.2909842663636	[s] Primary exposure time	0.000000	3.2
[mm] SIM focus pos	-0.684267	-0.6828225247311905			
[mm] SIM defocus	0	0.001444936568705701			
[mm] SIM translation stage pos	-190.132523	-190.1400660498719			
[mm] SIM translation stage offset	0	0.00754346686406393			
[s] Observation start time (MET)	229010094.184000	229008516.77775			
Observation start date	2005-04-04T13:53:50	2005-04-04T13:28:36			
[s] Observation end time (MET)	229021094.184000	229021816.15335			
Observation end date	2005-04-04T16:57:10	2005-04-04T17:10:16			
Read mode	TIMED	TIMED			

## 2.3 Aspect

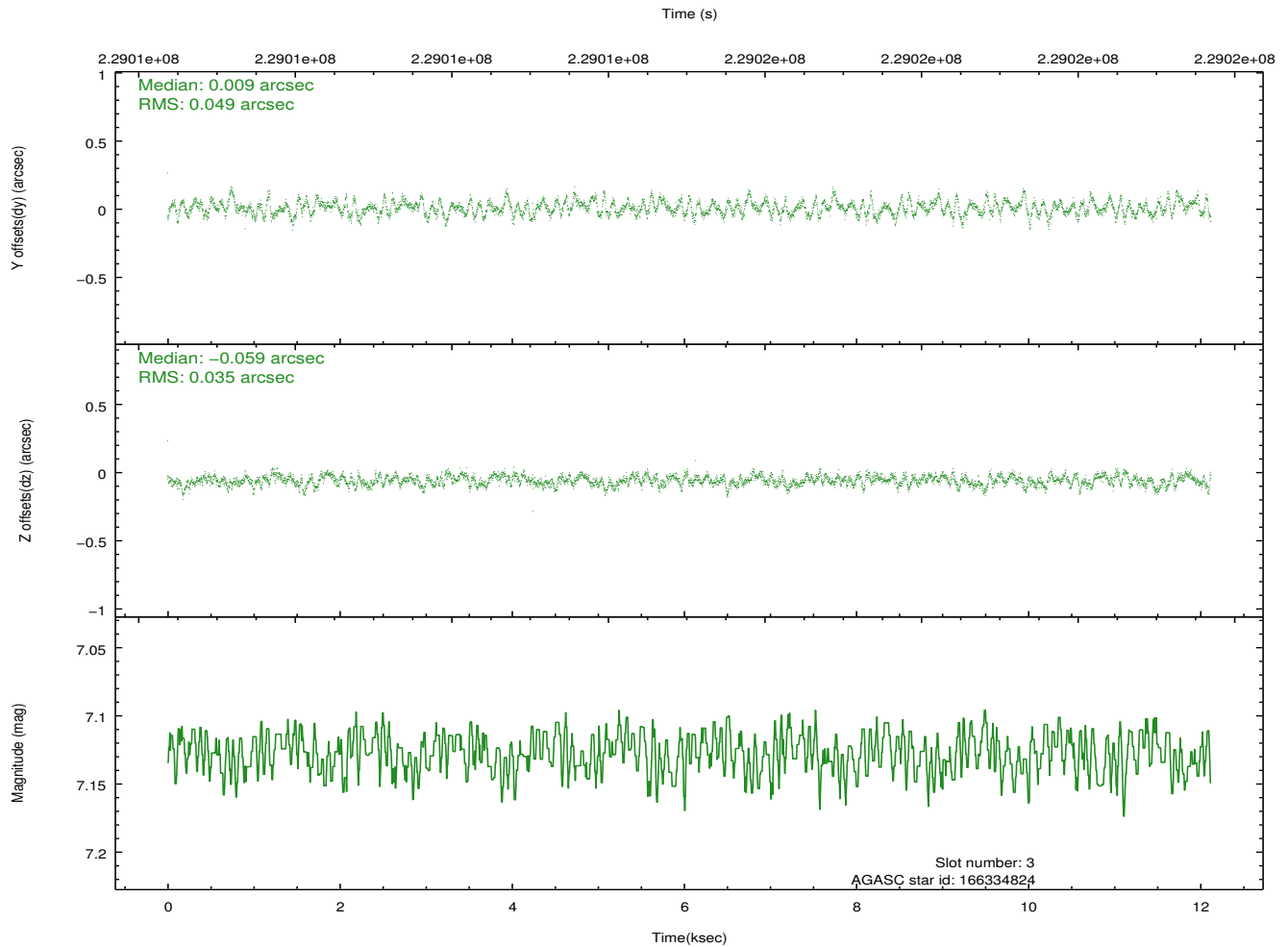
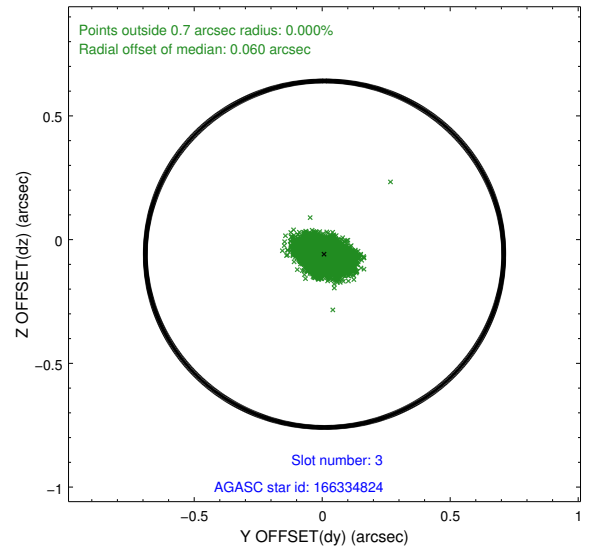
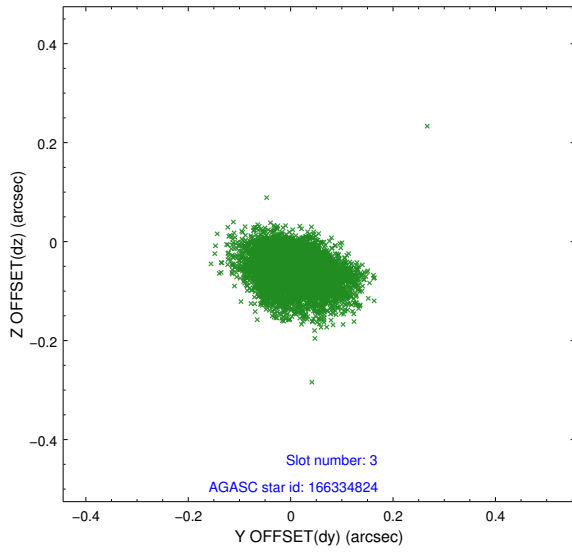


### Slot Statistics

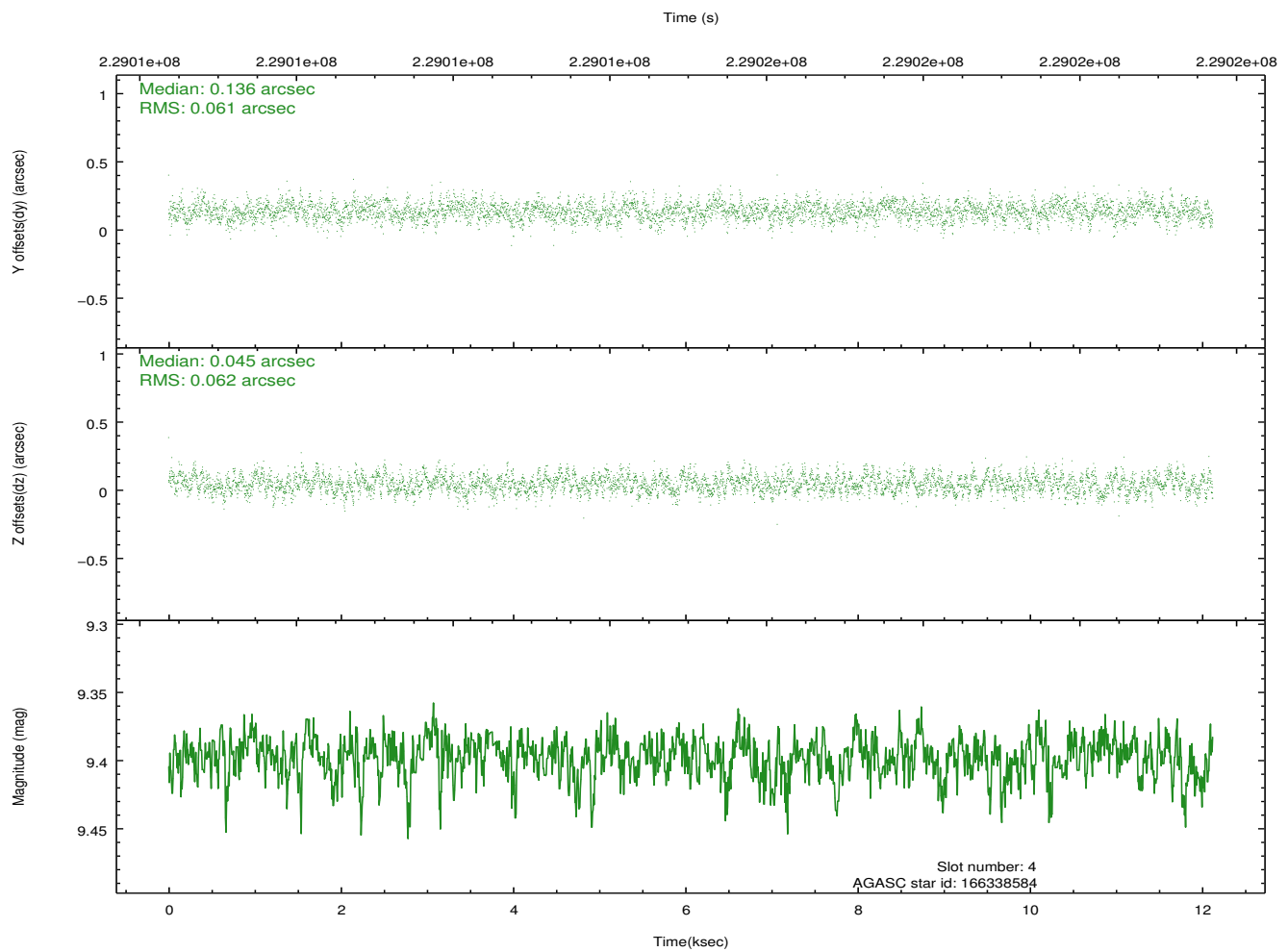
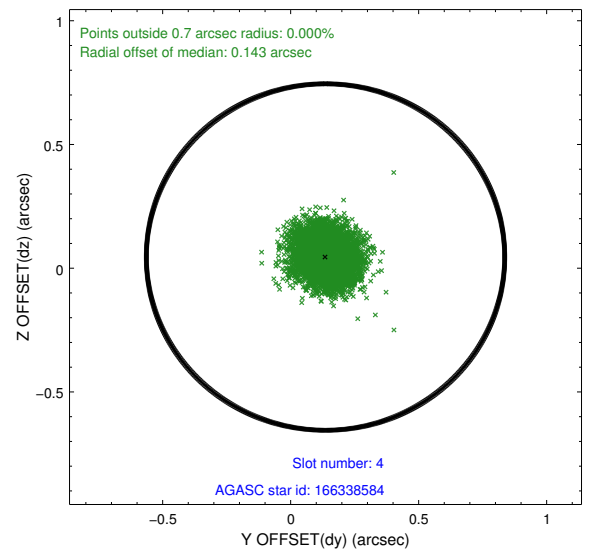
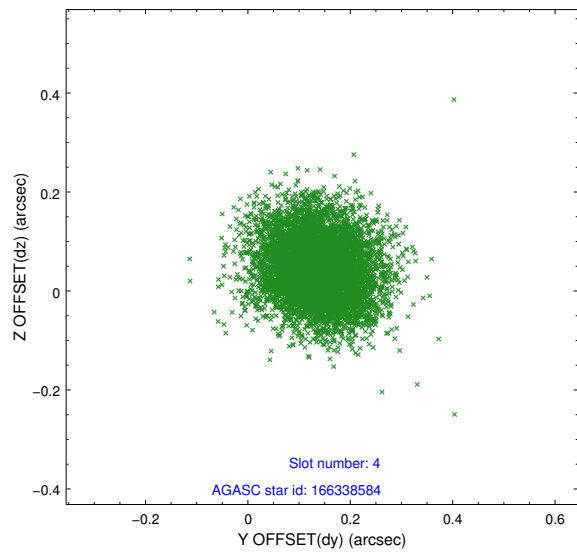
slot	status	id	mag	n_pts	med_dy	med_dz	dr1	dr2	ra	dec	mean_y	mean_z
0	FID	ACIS-S-2	7.10	2957	-0.045	-0.030	0.006	0.011	0.000000	0.000000	-759.93	-1732.89
1	FID	ACIS-S-4	7.20	2957	0.057	0.013	0.006	0.010	0.000000	0.000000	2153.25	175.23
2	FID	ACIS-S-6	7.34	2957	-0.040	0.024	0.007	0.012	0.000000	0.000000	402.57	813.09
3	GUIDE	166334824	7.13	5915	0.009	-0.059	0.064	0.105	67.376458	17.863163	1601.54	-2225.34
4	GUIDE	166338584	9.40	5910	0.136	0.045	0.092	0.150	67.904616	17.709782	2347.57	-485.77
5	GUIDE	166468240	9.07	5912	0.119	-0.056	0.069	0.115	68.167699	17.861525	1900.46	468.79
6	GUIDE	166995216	7.94	5913	-0.158	0.068	0.050	0.080	68.200288	18.935370	-1932.40	988.57
7	GUIDE	166996584	9.13	5905	-0.108	0.001	0.067	0.108	68.020035	18.861675	-1734.35	349.94

## 2.4 Star Slots

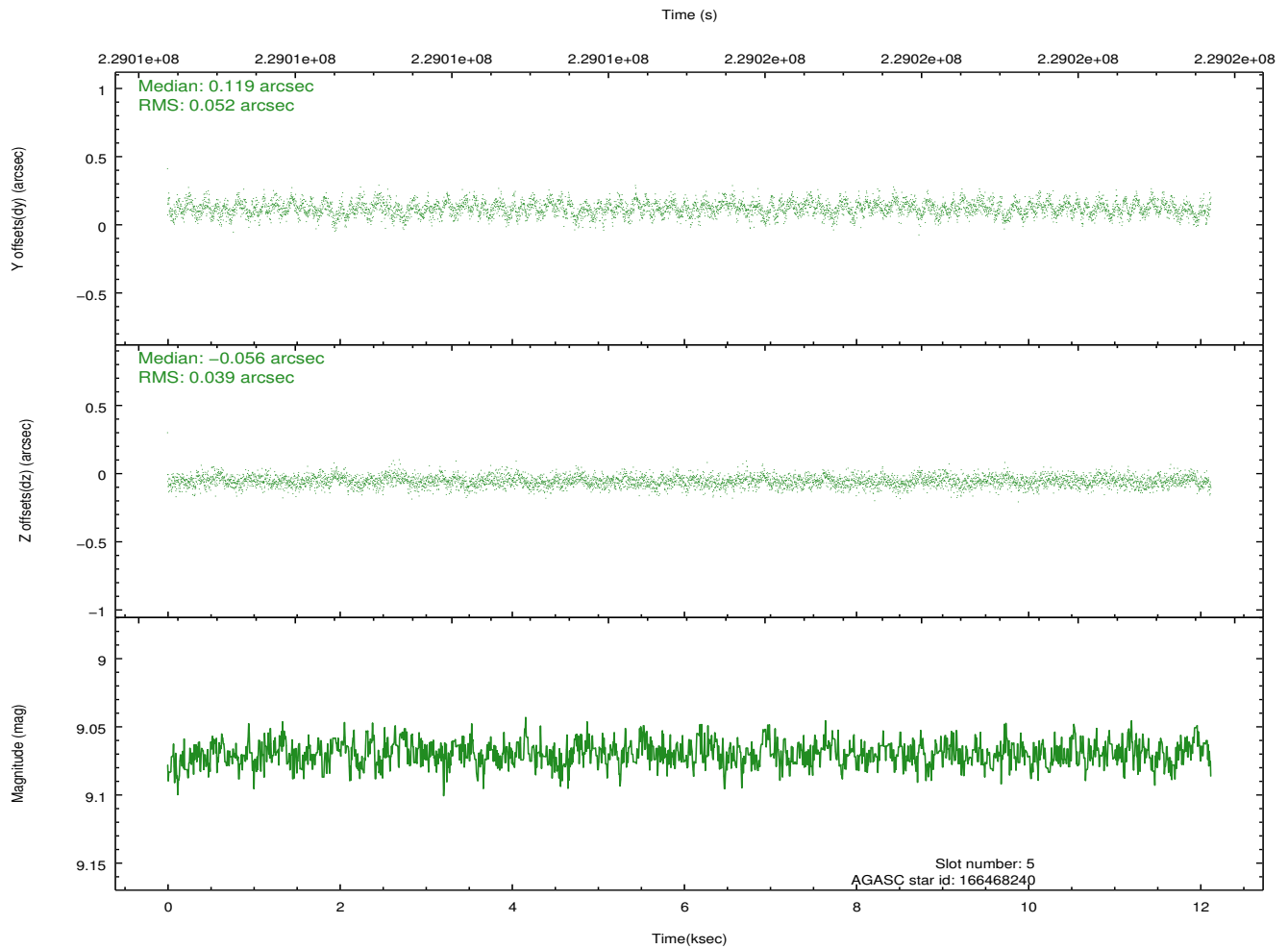
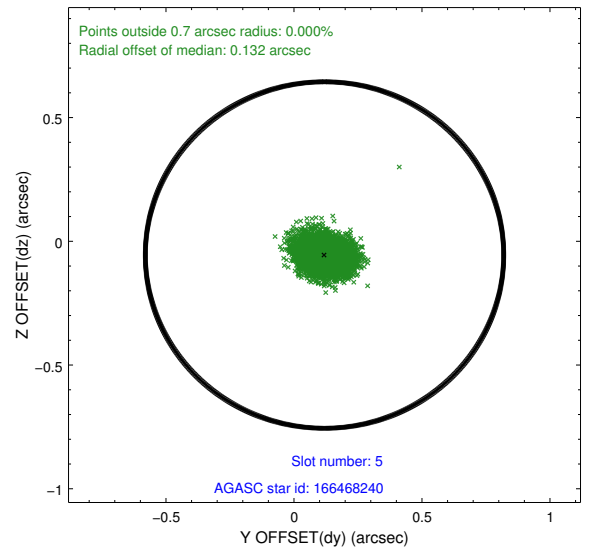
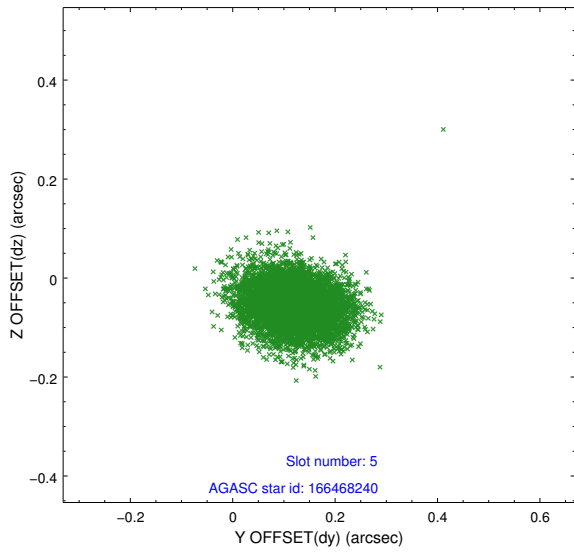
### 2.4.1 Slot 3



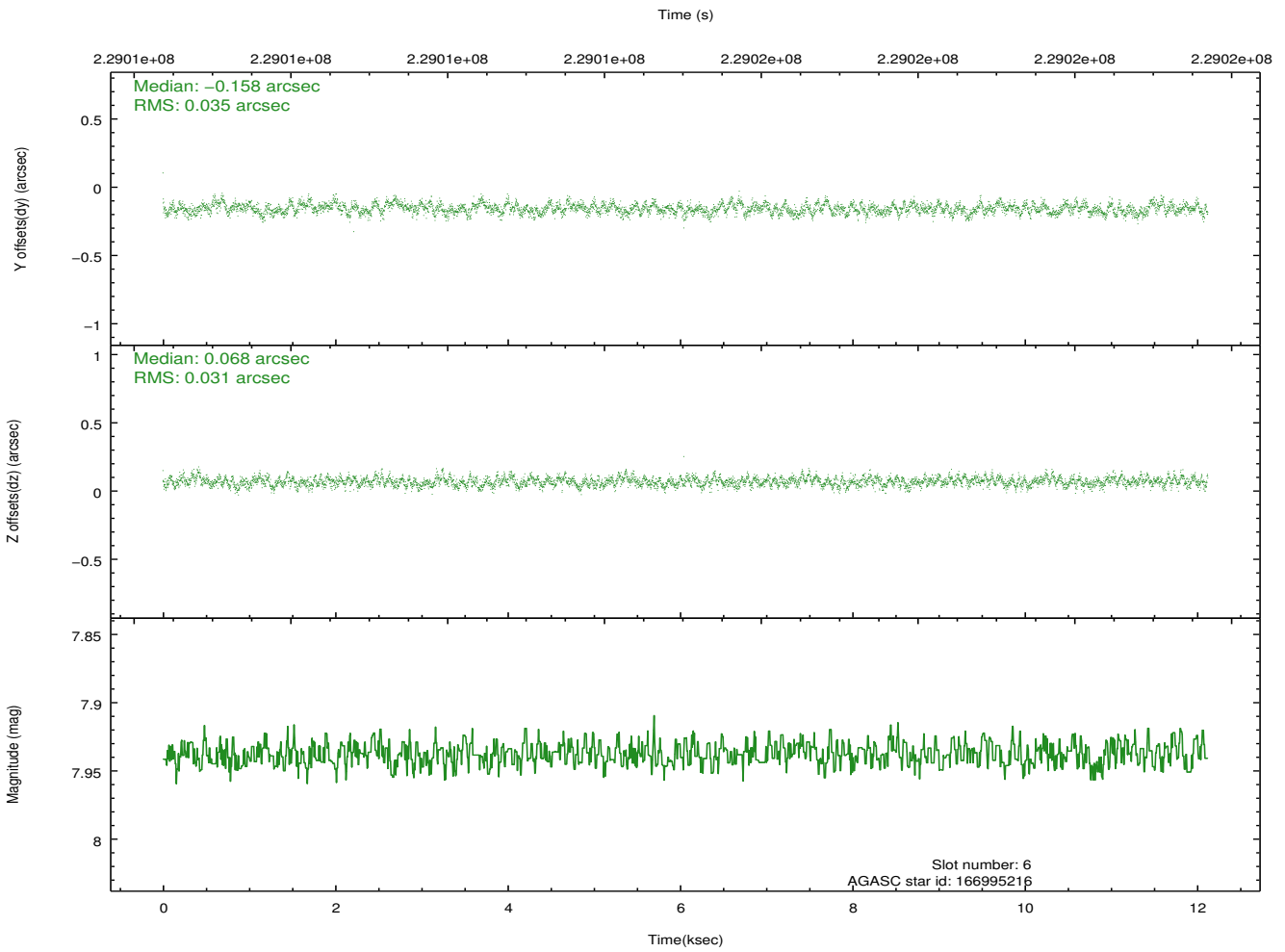
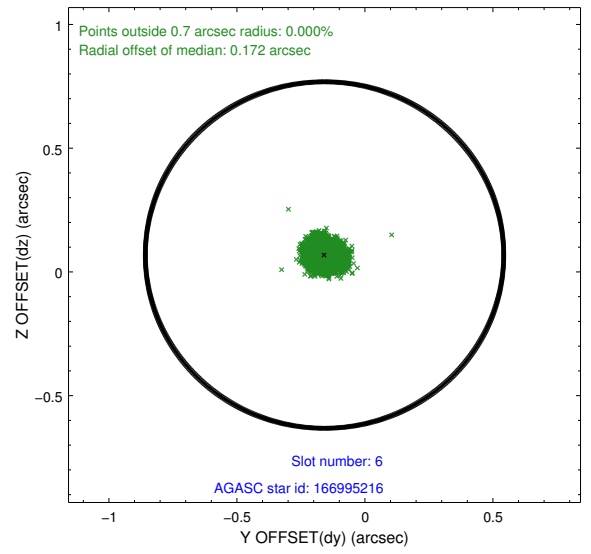
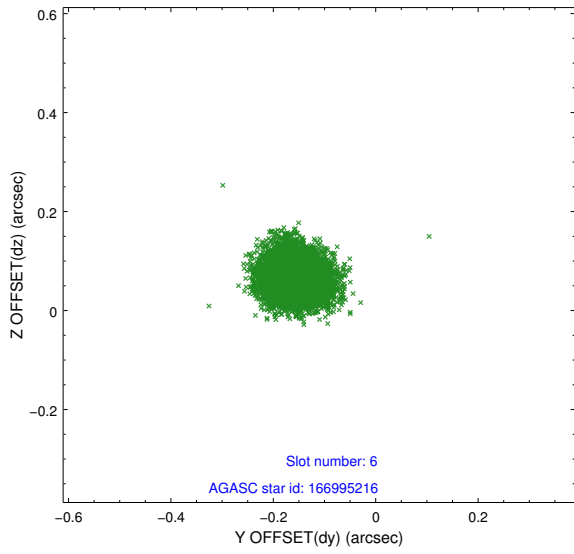
## 2.4.2 Slot 4



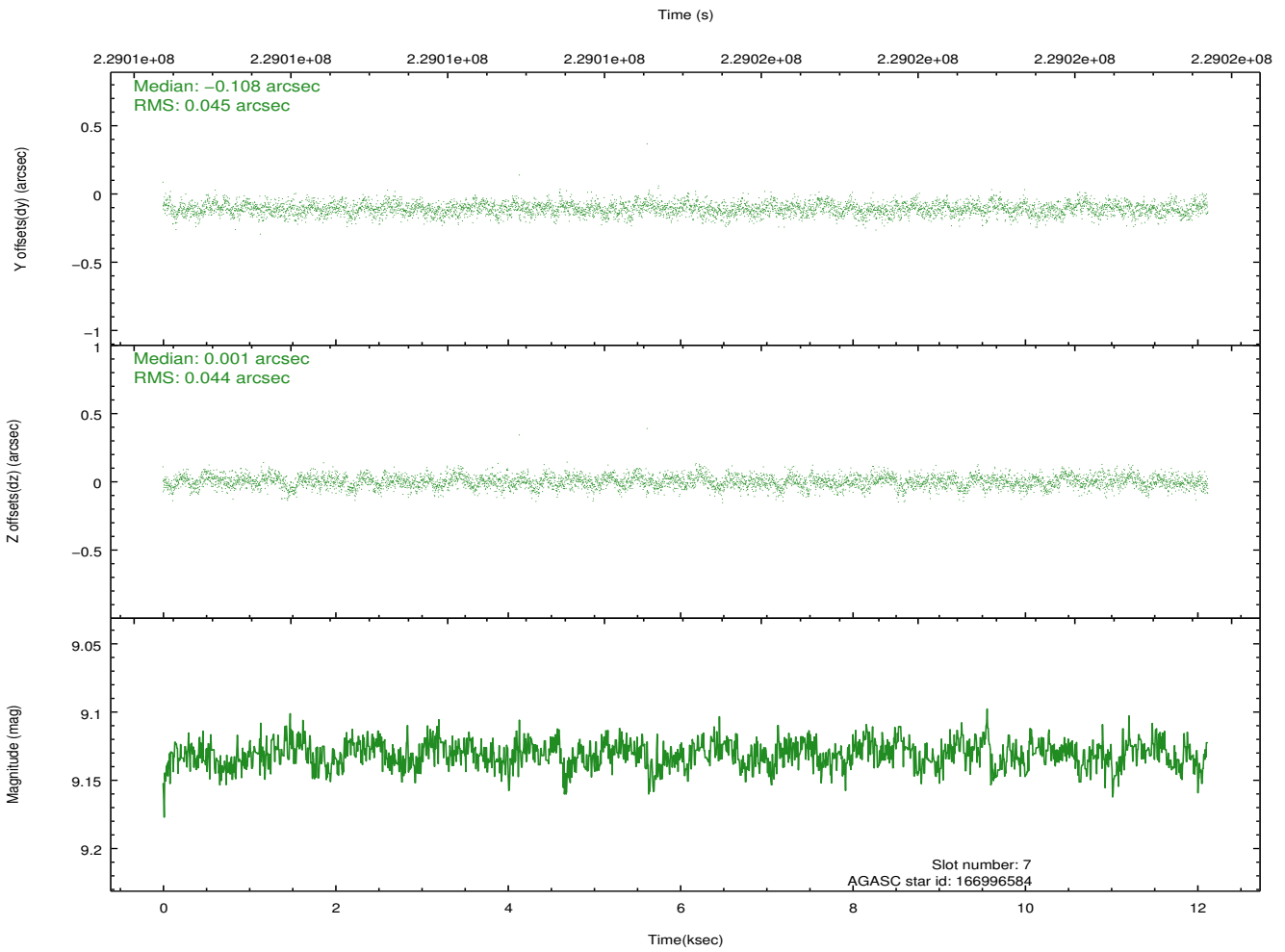
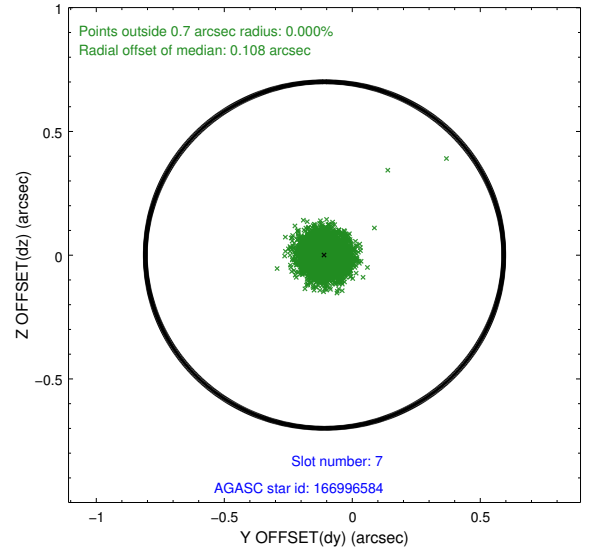
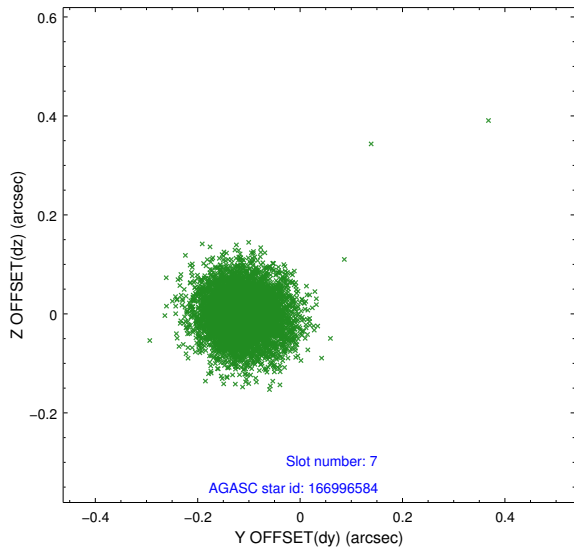
### 2.4.3 Slot 5



### 2.4.4 Slot 6

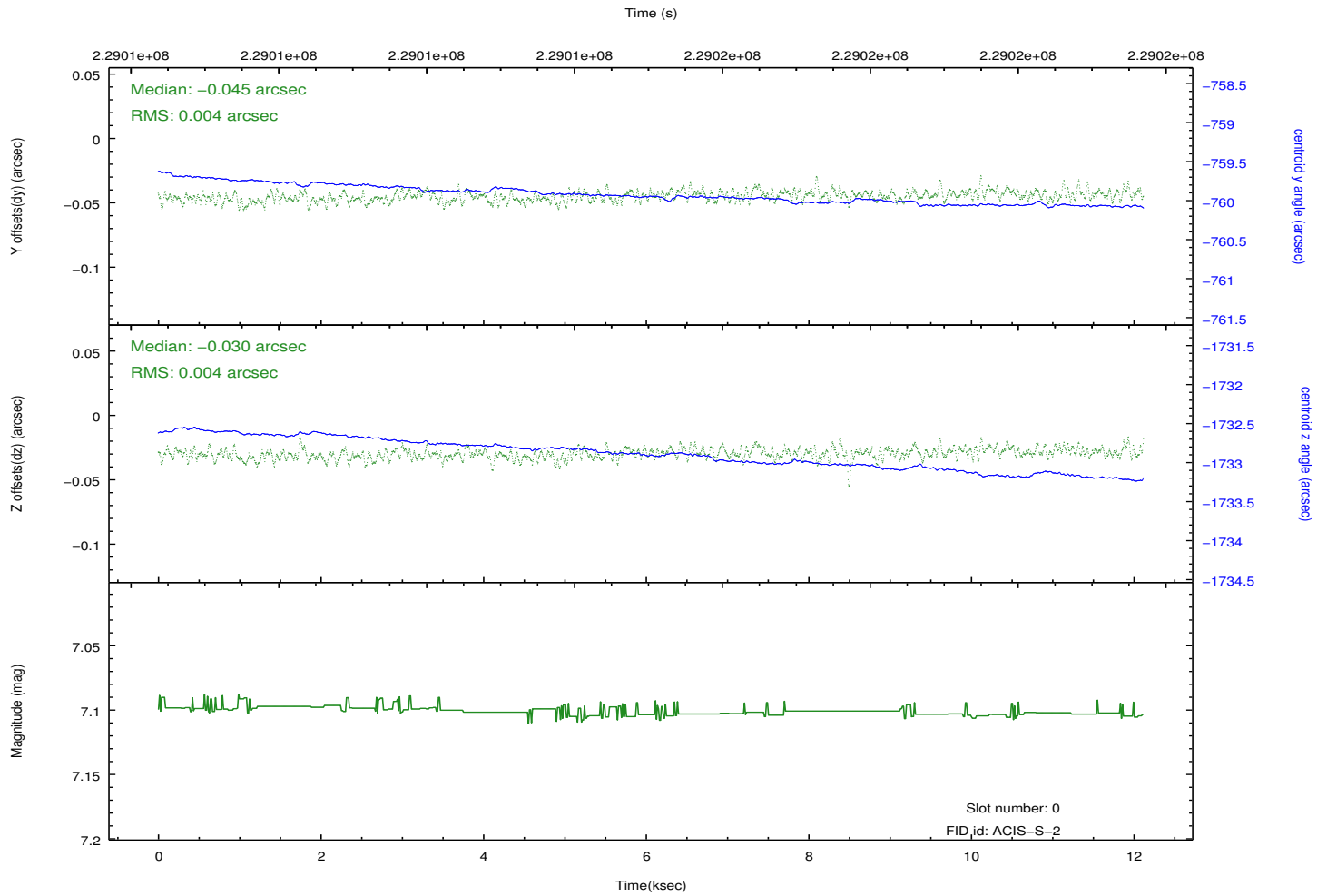
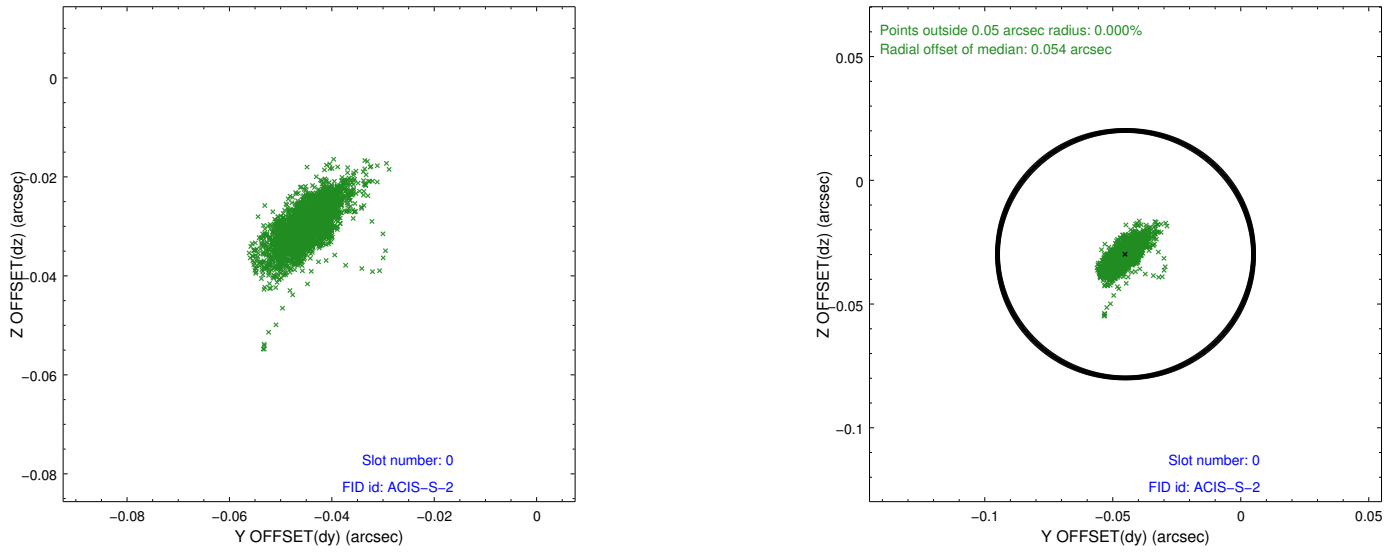


### 2.4.5 Slot 7

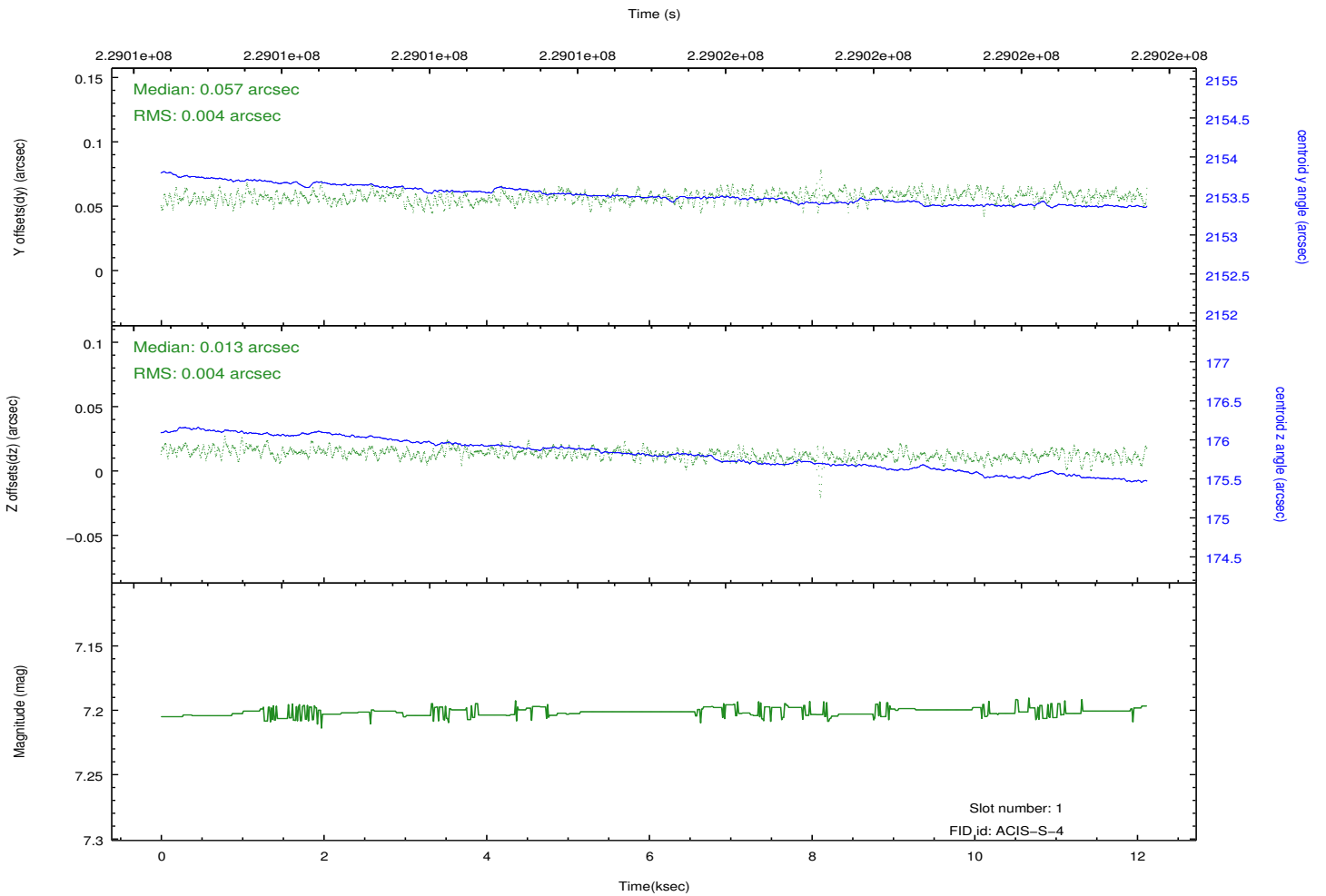
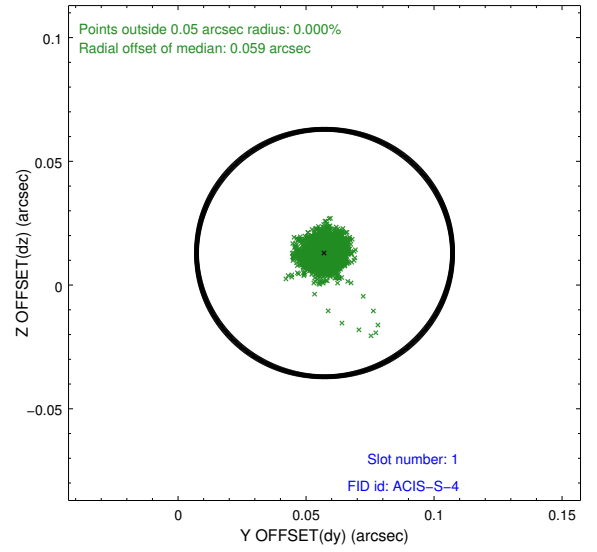
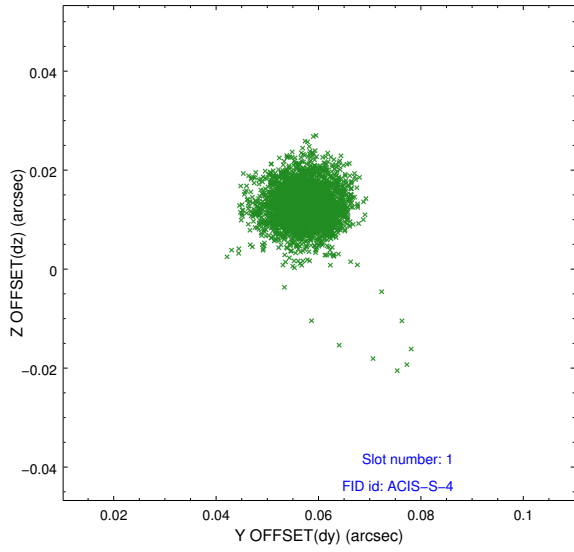


## 2.5 FID Slots

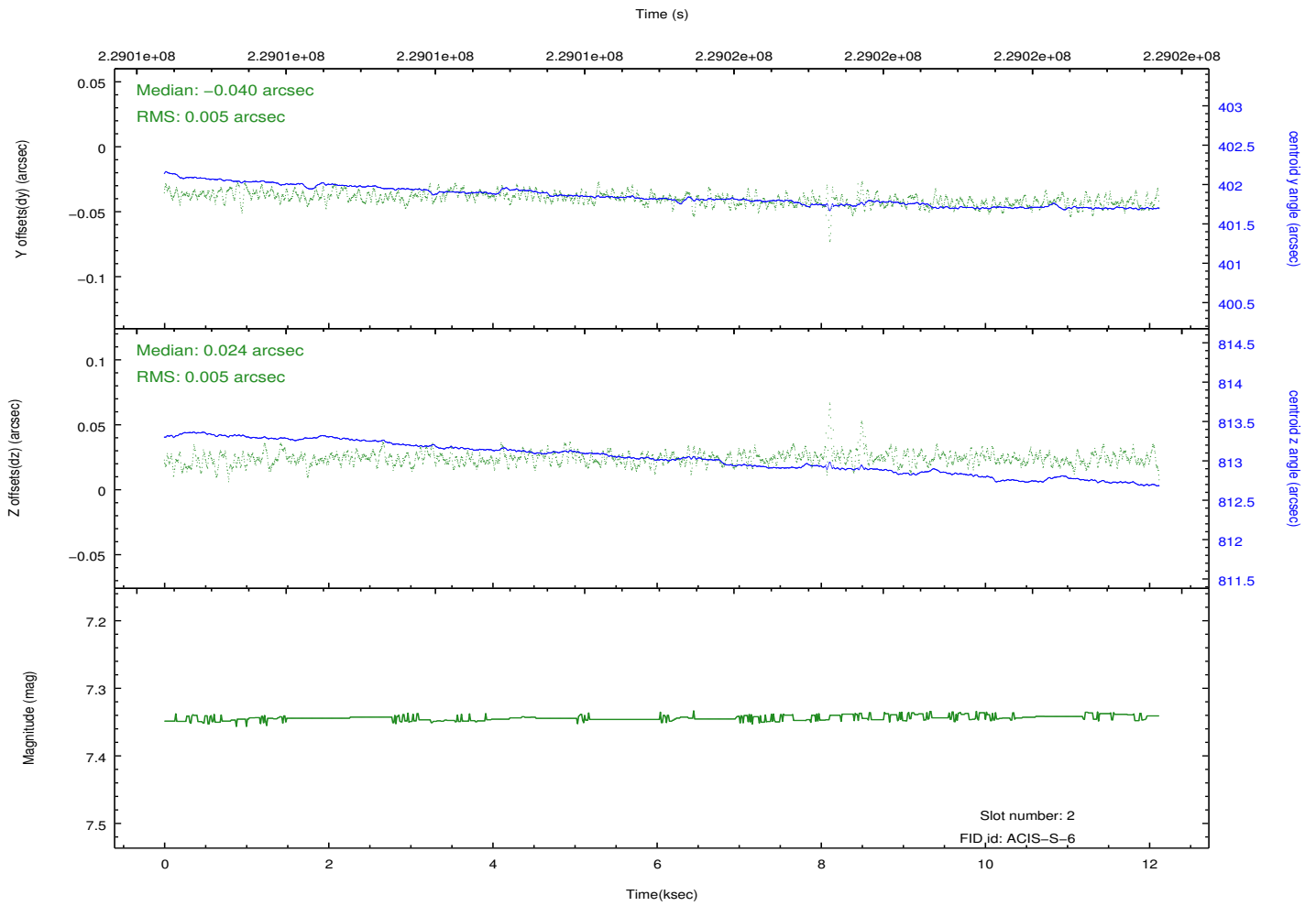
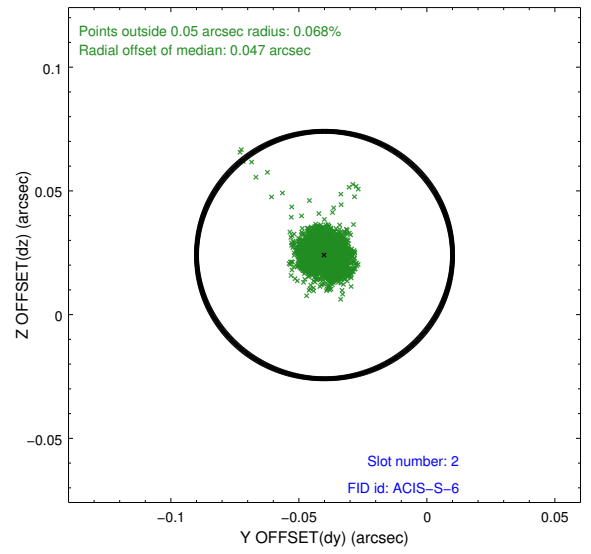
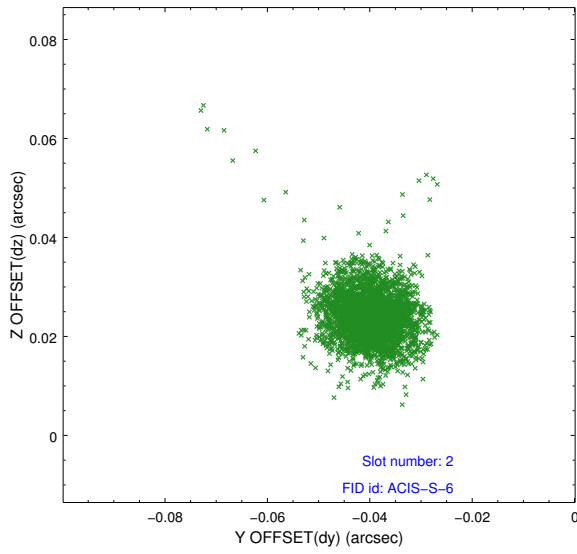
### 2.5.1 Slot 0



## 2.5.2 Slot 1



### 2.5.3 Slot 2



# A Summary

## A.1 Status

V&V Scientist	Jen Lauer
V&V Date (YYYY-MM-DD)	2013.01.14
V&V Edition	1
V&V Disposition and Status	OK
V&V Charge Time	10.95679

## A.2 Comments

Monitor constraint met.