

V&V Reference Report

L2 ASCDS Version : 8.1.1

Observation 876 - L2 Version 4
Chandra X-Ray Center


L2 Processing Date : Nov 29 2009

Contents

1	Front	2
2	OBI	3
2.1	OBI	3
2.1.1	Images	3
2.1.2	Bias	3
2.1.3	Parameters	4
2.1.4	Events	4
2.2	Compared Parameters	5
2.3	Aspect	6
2.4	Star Slots	9
2.4.1	Slot 3	9
2.4.2	Slot 4	10
2.4.3	Slot 5	11
2.4.4	Slot 6	12
2.4.5	Slot 7	13
2.5	FID Slots	14
2.5.1	Slot 0	14
2.5.2	Slot 1	15
2.5.3	Slot 2	16
3	Point Sources	17
A	Summary	18
A.1	Status	18
A.2	Comments	18

1 Front


seq_num	700181	Sequence number
obs_id	876	Observation id
title	SURVEY OF RADIO QUIET $Z > 4$ QUASARS	Proposal title
observer	Dr. Jill Bechtold	Principal investigator
object	PSS 0248+1802	Source name
dtcycle	0	
cycle	P	events from which exps? Prim/Second/Both
ra_targ	42.22625	Observer's specified target RA
dec_targ	18.047222	Observer's specified target Dec
ra_nom	42.227110728488	Nominal RA
dec_nom	18.036766374587	Nominal Dec
roll_nom	285.90316485673	Nominal Roll
revision	4	Processing version of data
ontime	1804.0	Sum of GTIs [s]
liveltime	1732.8825021133	Livetime [s]
ontime2	1804.0	Sum of GTIs [s]
ontime3	1804.0	Sum of GTIs [s]
ontime6	1804.0	Sum of GTIs [s]
ontime7	1804.0	Sum of GTIs [s]
ontime8	1804.0	Sum of GTIs [s]
l2events	3058	Number of level 2 events




2 OBI

2.1 OBI

2.1.1 Images



2.1.2 Bias



2.1.3 Parameters

obi_num	0	Obi number	sched_exp_time	2100.000000	Scheduled observation exposure time
ascdsver	8.1.1	ASCDS version number	ontime	1804.0	Sum of GTIs [s]
caldbver	4.1.4	 	ontime2	1804.0	Sum of GTIs [s]
date	2009-11-29T20:22:24	Date and time of file creation	ontime3	1804.0	Sum of GTIs [s]
revision	3	Processing version of data	ontime6	1804.0	Sum of GTIs [s]
			ontime7	1804.0	Sum of GTIs [s]
			ontime8	1804.0	Sum of GTIs [s]
			l1events	25144	Number of level 1 events

2.1.4 Events

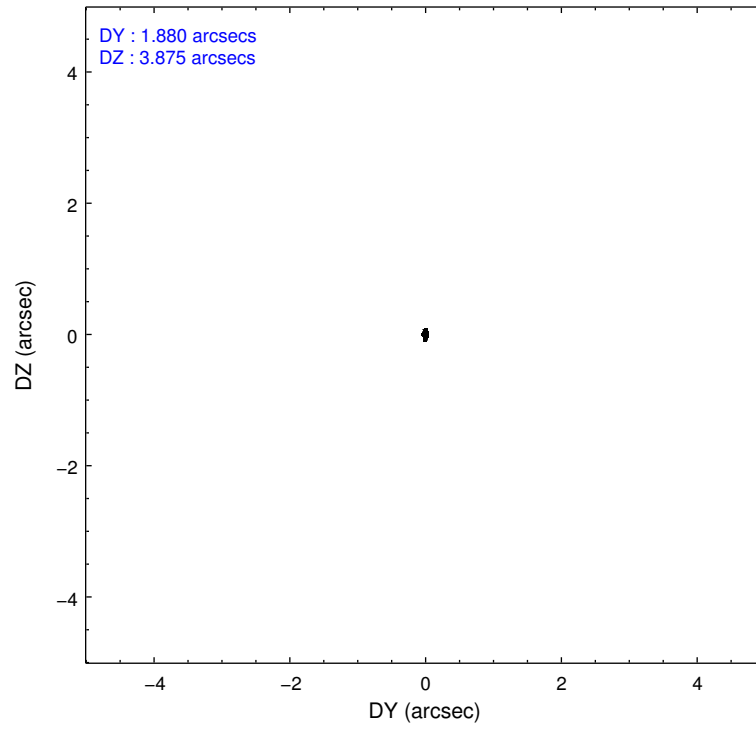
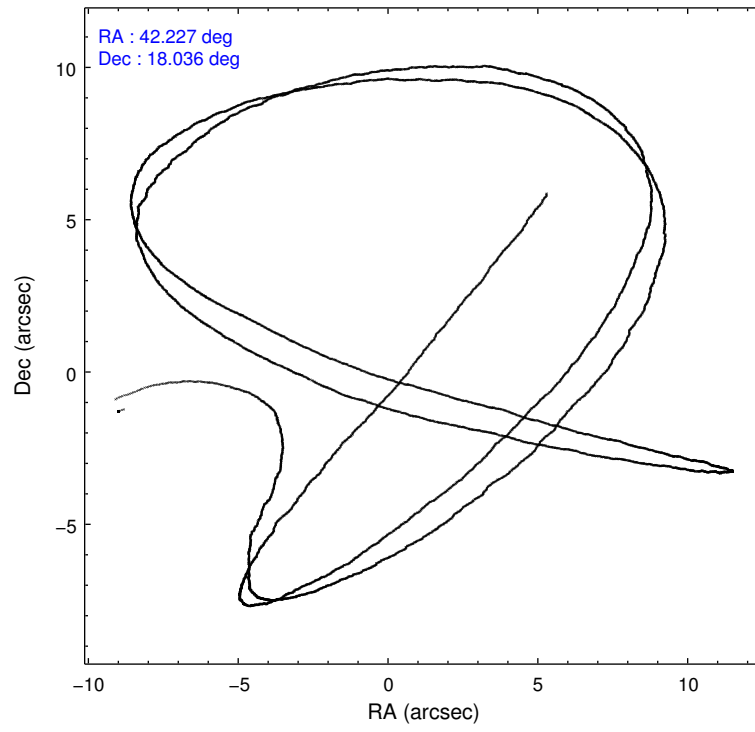
	ccd 2	ccd 3	ccd 6	ccd 7	ccd 8
level 1 events	4968	4877	5163	4152	5984
rejected events	4544	4467	4728	2507	5267
rejected %	91%	91%	91%	60%	88%

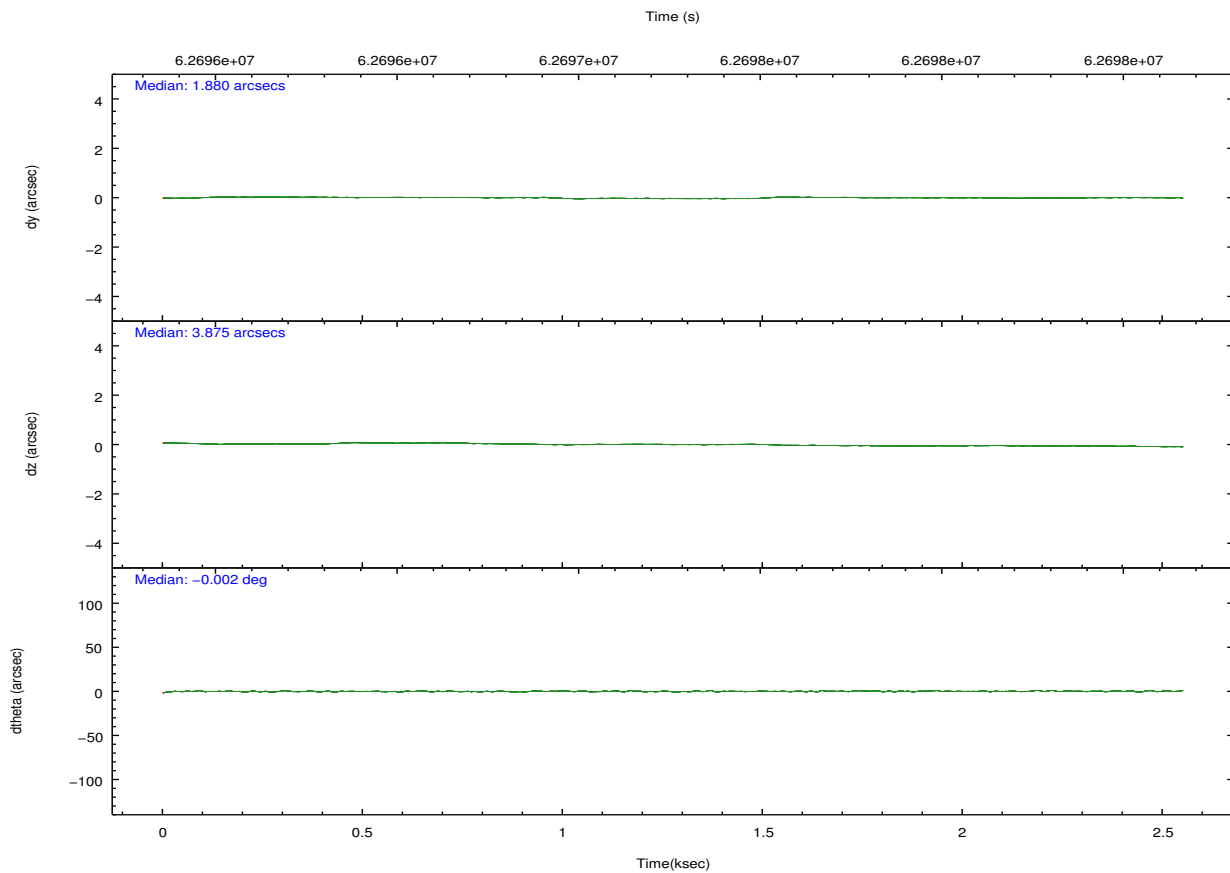
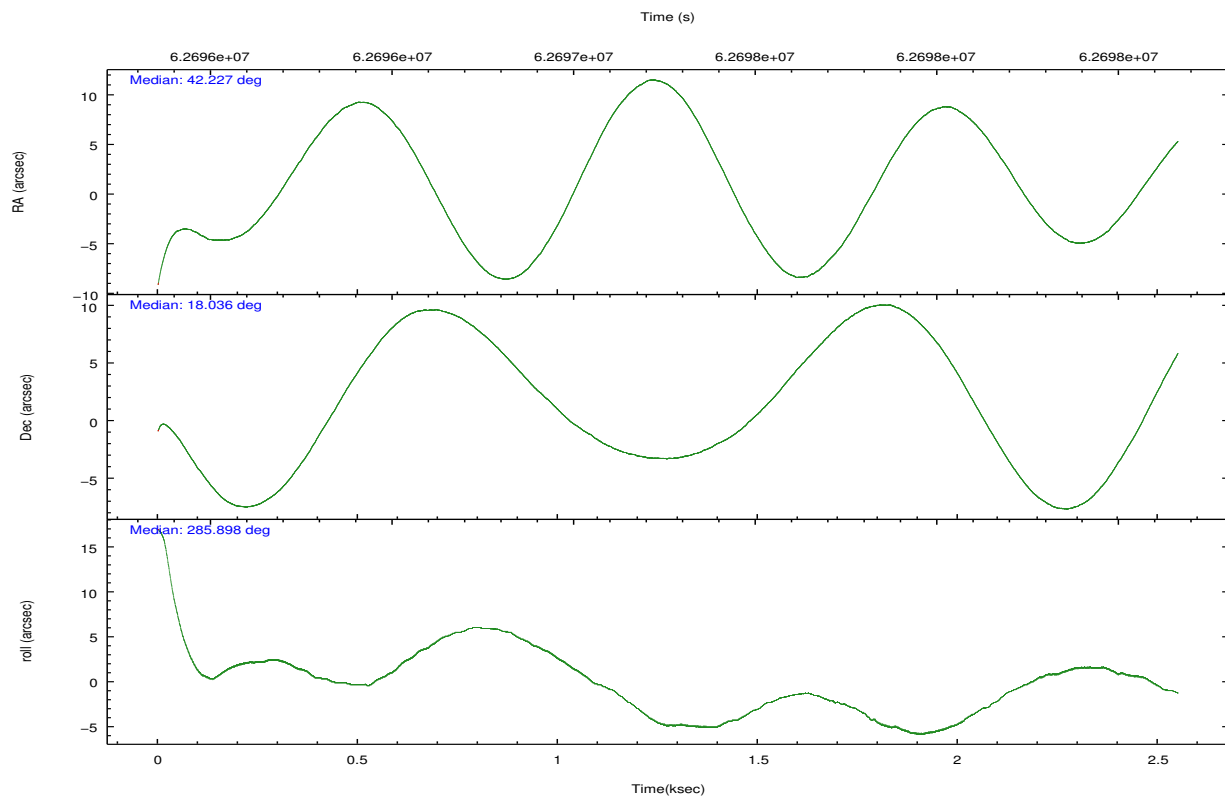
	ccd 2	ccd 3	ccd 6	ccd 7	ccd 8
grade 0 events	46	61	68	118	132
	0%	1%	1%	2%	2%
grade 1 events	1	0	0	0	2
	0%	0%	0%	0%	0%
grade 2 events	156	166	169	324	252
	3%	3%	3%	7%	4%
grade 3 events	56	49	46	142	80
	1%	1%	0%	3%	1%
grade 4 events	61	52	59	114	73
	1%	1%	1%	2%	1%
grade 5 events	61	59	70	248	99
	1%	1%	1%	5%	1%
grade 6 events	105	83	93	949	180
	2%	1%	1%	22%	3%
grade 7 events	4482	4407	4658	2257	5166
	90%	90%	90%	54%	86%

2.2 Compared Parameters

Parameter	Planned	Actual	Parameter	Planned	Actual
Instrument	ACIS	ACIS	Obspar format version number	6	6
Detector	ACIS-23678	ACIS-23678	Obspar file type	PREDICTED	ACTUAL
Grating	NONE	NONE	Obspar update status	NONE	UPDATED
Data mode	VFAINT	VFAINT	Number of optional ACIS chips dropped	0	0
Observation mode	POINTING	POINTING	On-chip summing requested	N	N
Pointing RA	42.206440	42.2271107284877	Subarray requested	CUSTOM	1/4
Pointing Dec	18.056276	18.0367663745868	Subarray start row	385	385
Pointing Roll	285.752871	285.9031648567347	Subarray row count	256	256
SIM focus pos (mm)	-0.684267	-0.6828225247311905	Alternating exposures requested	N	N
SIM defocus (mm)	0	0.001444936568705701	Primary exposure time	0.000000	1
SIM translation stage pos (mm)	-190.132523	-190.1400660498719			
SIM translation stage offset (mm)	0	0.00754346686406393			
Observation start time	62696436.184000	62695195.08423			
Observation start date	1999-12-27T15:39:32	1999-12-27T15:19:55			
Observation end time	62698536.184000	62699140.821873			
Observation end date	1999-12-27T16:14:32	1999-12-27T16:25:40			
Read mode	TIMED	TIMED			

2.3 Aspect



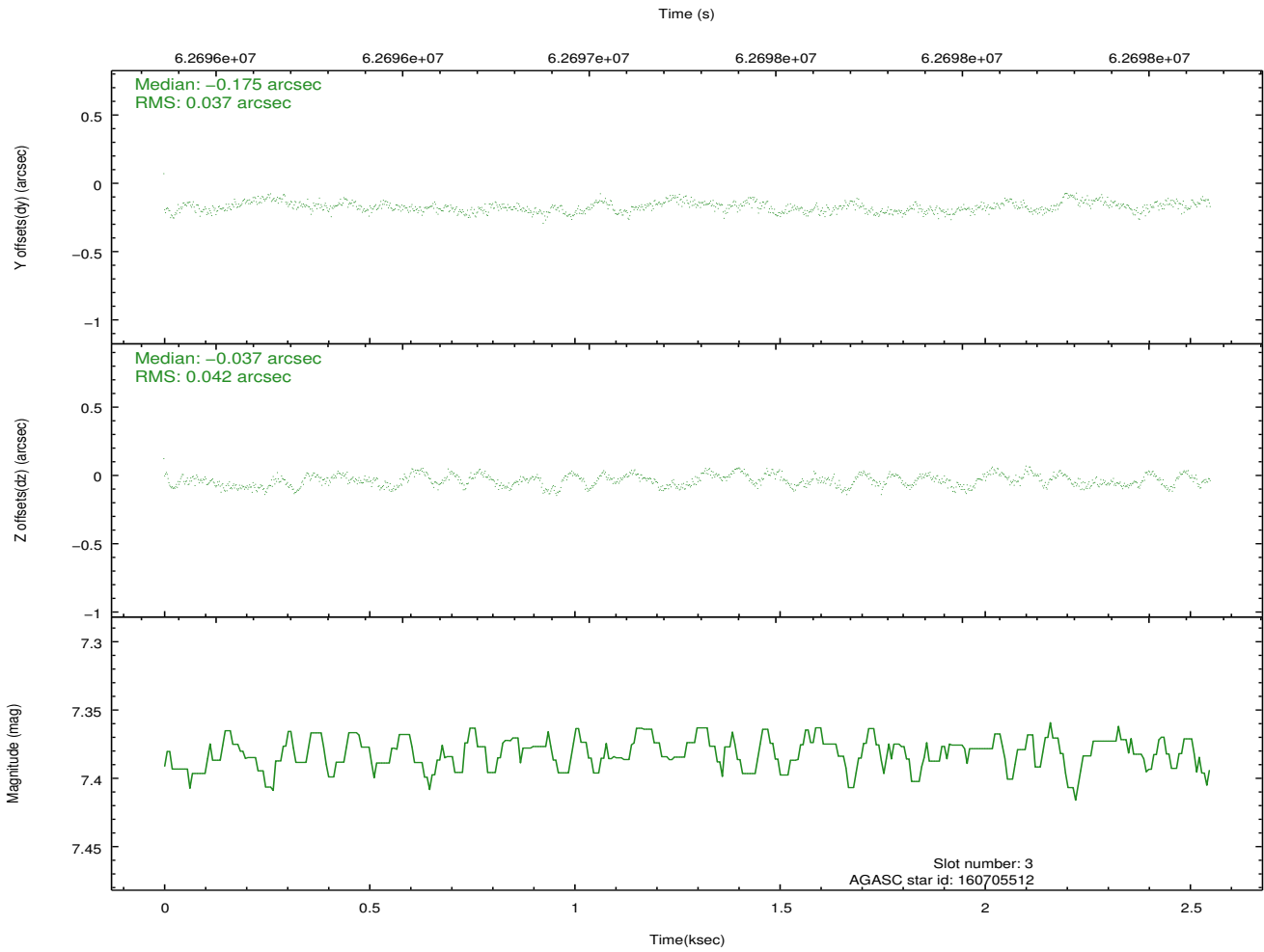
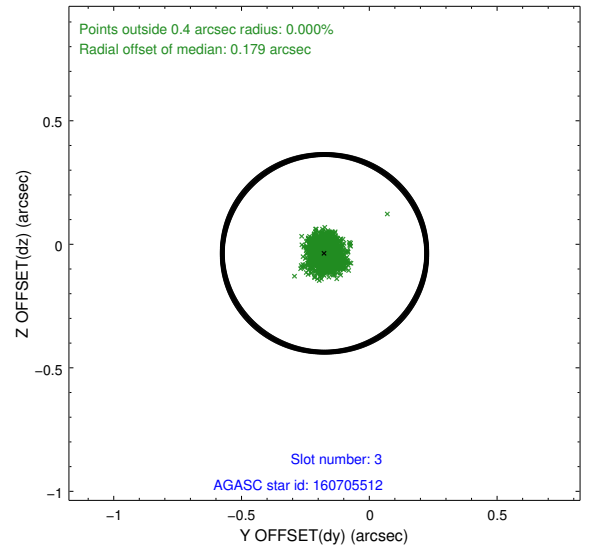
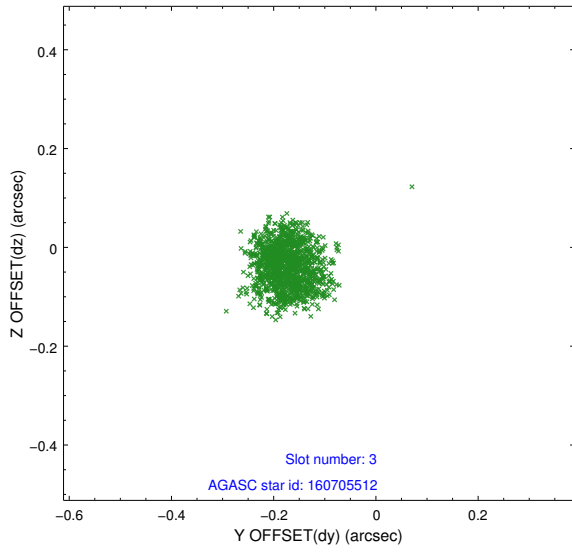


Slot Statistics

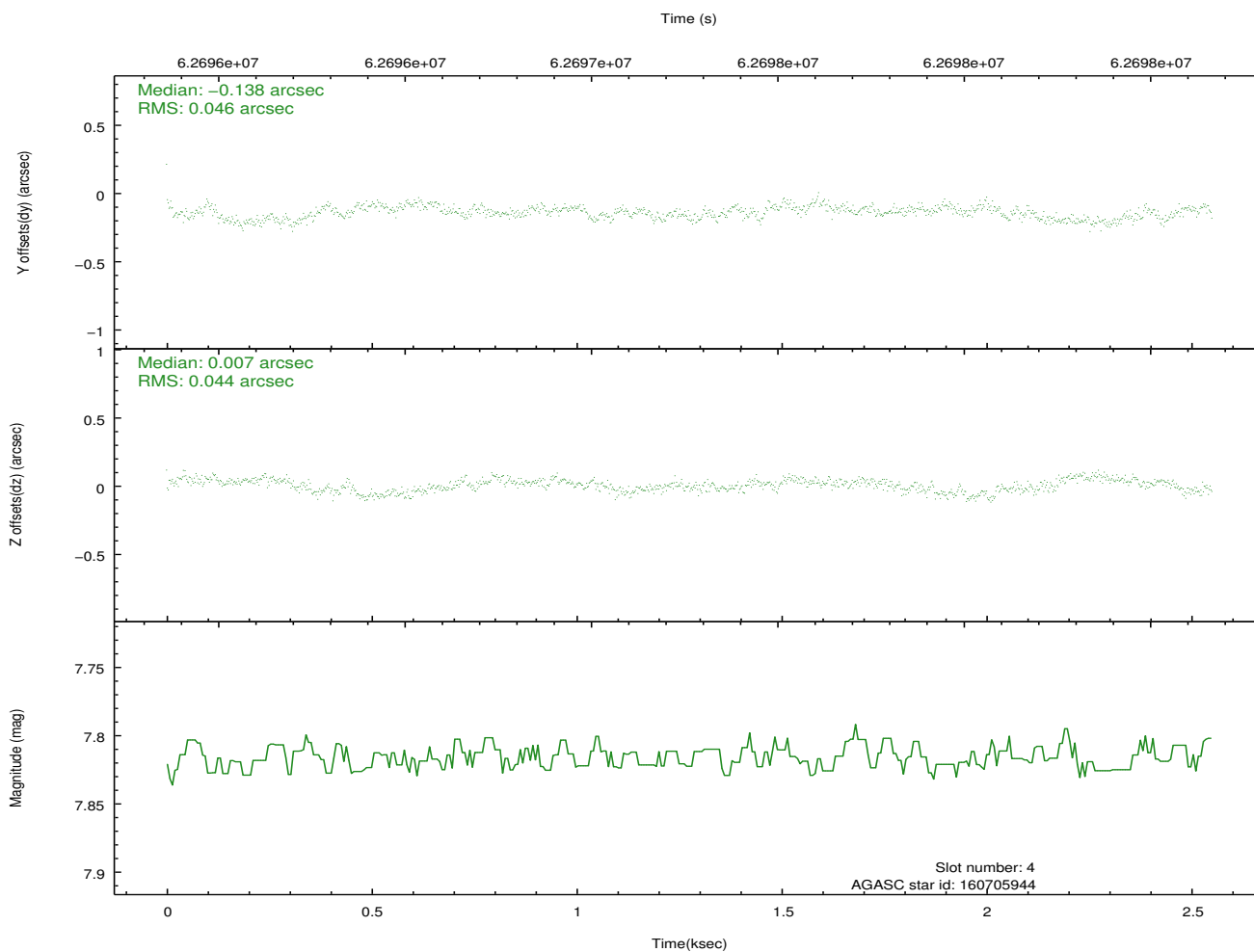
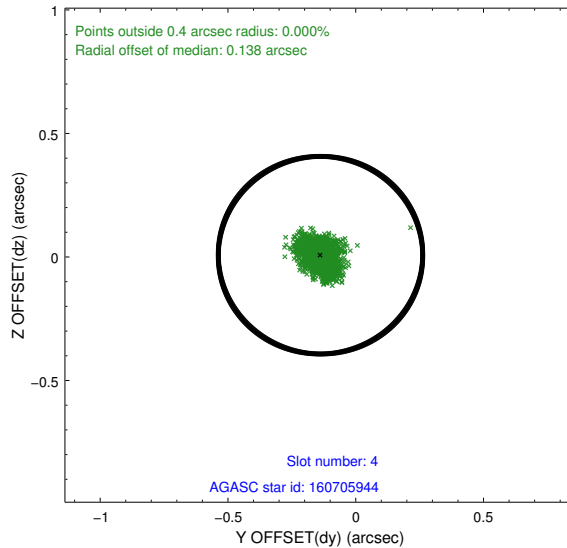
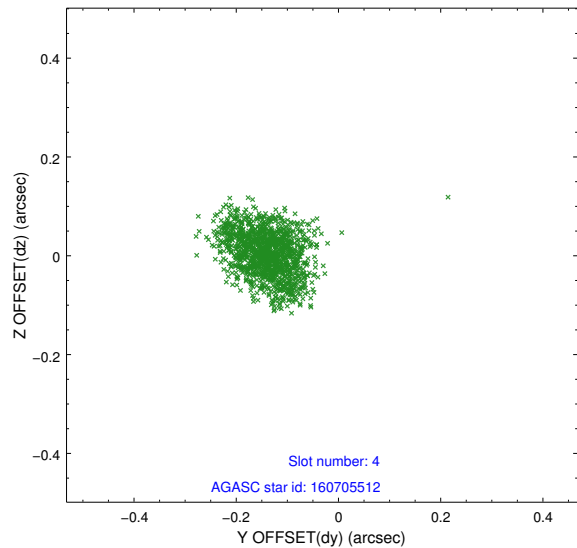
slot	status	id	mag	n_pts	med_dy	med_dz	dr1	dr2	ra	dec	mean_y	mean_z
0	FID	ACIS-S-2	7.11	1245	0.004	-0.010	0.007	0.011	0.000000	0.000000	-754.53	-1724.94
1	FID	ACIS-S-4	7.21	1245	-0.011	0.001	0.005	0.009	0.000000	0.000000	2158.25	182.25
2	FID	ACIS-S-5	7.24	1245	-0.024	0.018	0.006	0.010	0.000000	0.000000	-1805.82	177.40
3	GUIDE	160705512	7.38	1245	-0.175	-0.037	0.062	0.092	41.888448	18.510374	-1870.17	-600.63
4	GUIDE	160705944	7.82	1245	-0.138	0.007	0.069	0.106	42.299615	18.729853	-2250.45	963.75
5	BAD	160704240	5.31	624	0.036	0.312	0.083	0.120	42.082251	17.509381	1774.19	-942.85
6	GUIDE	160705216	9.56	1243	0.141	0.086	0.083	0.138	42.553818	18.026697	424.66	1115.58
7	GUIDE	160312432	9.57	1244	0.151	-0.206	0.108	0.166	42.073415	17.442422	2002.21	-1038.50

2.4 Star Slots

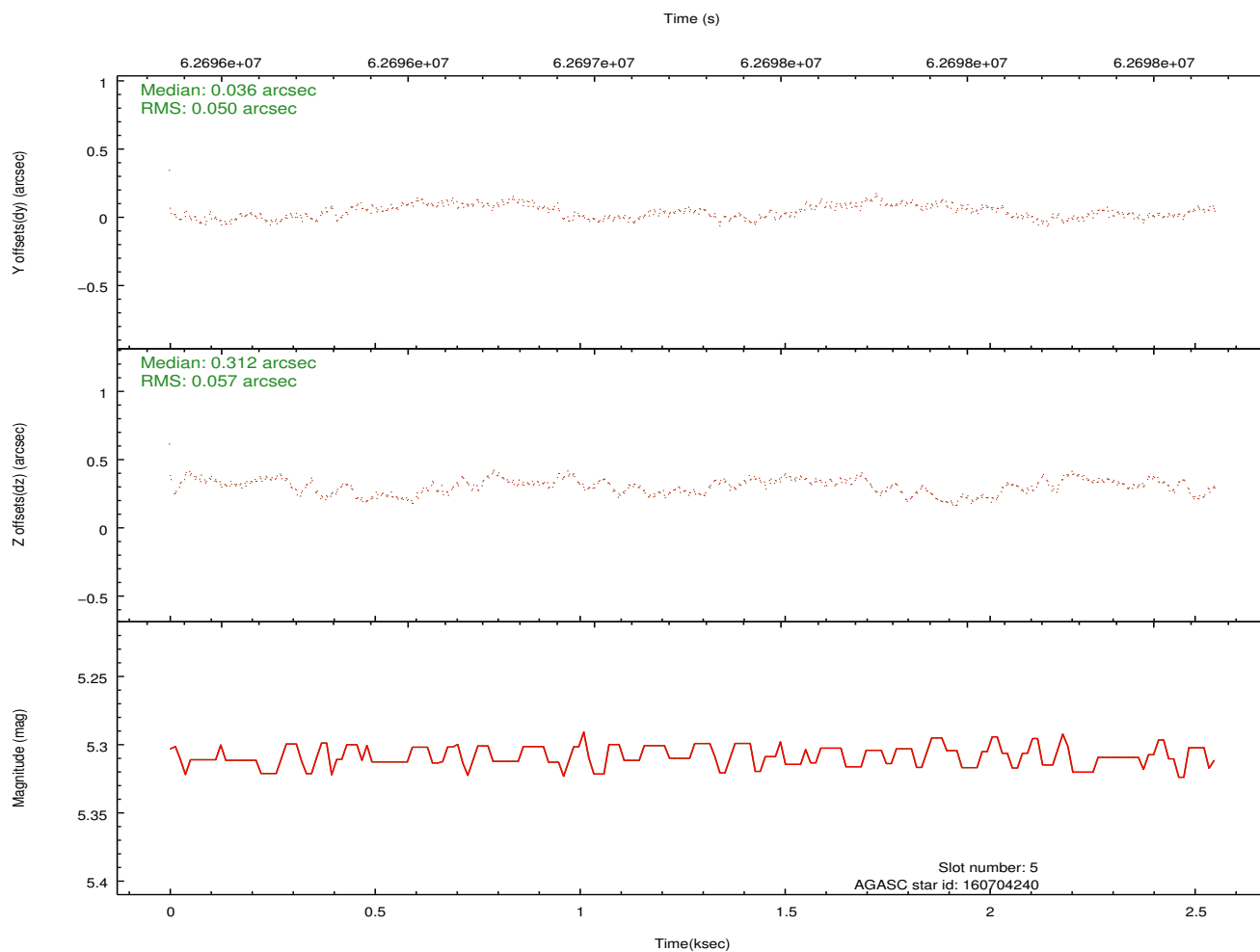
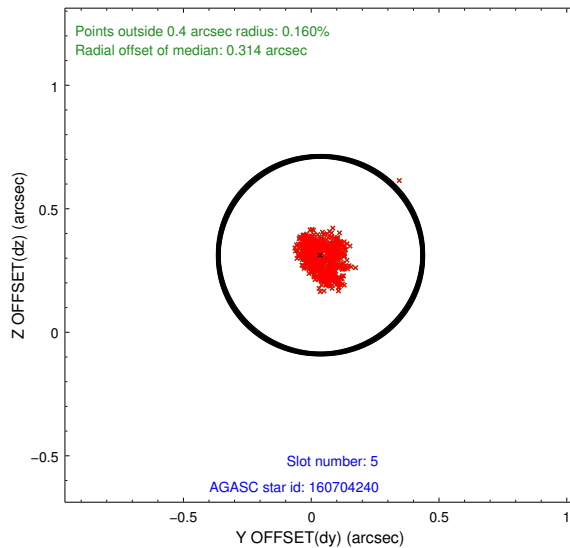
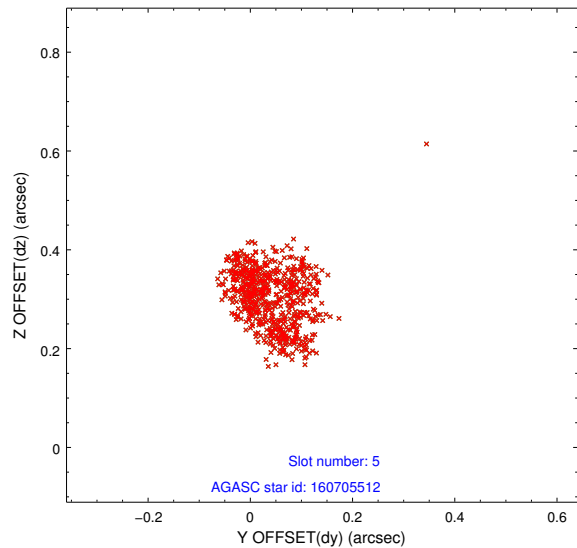
2.4.1 Slot 3



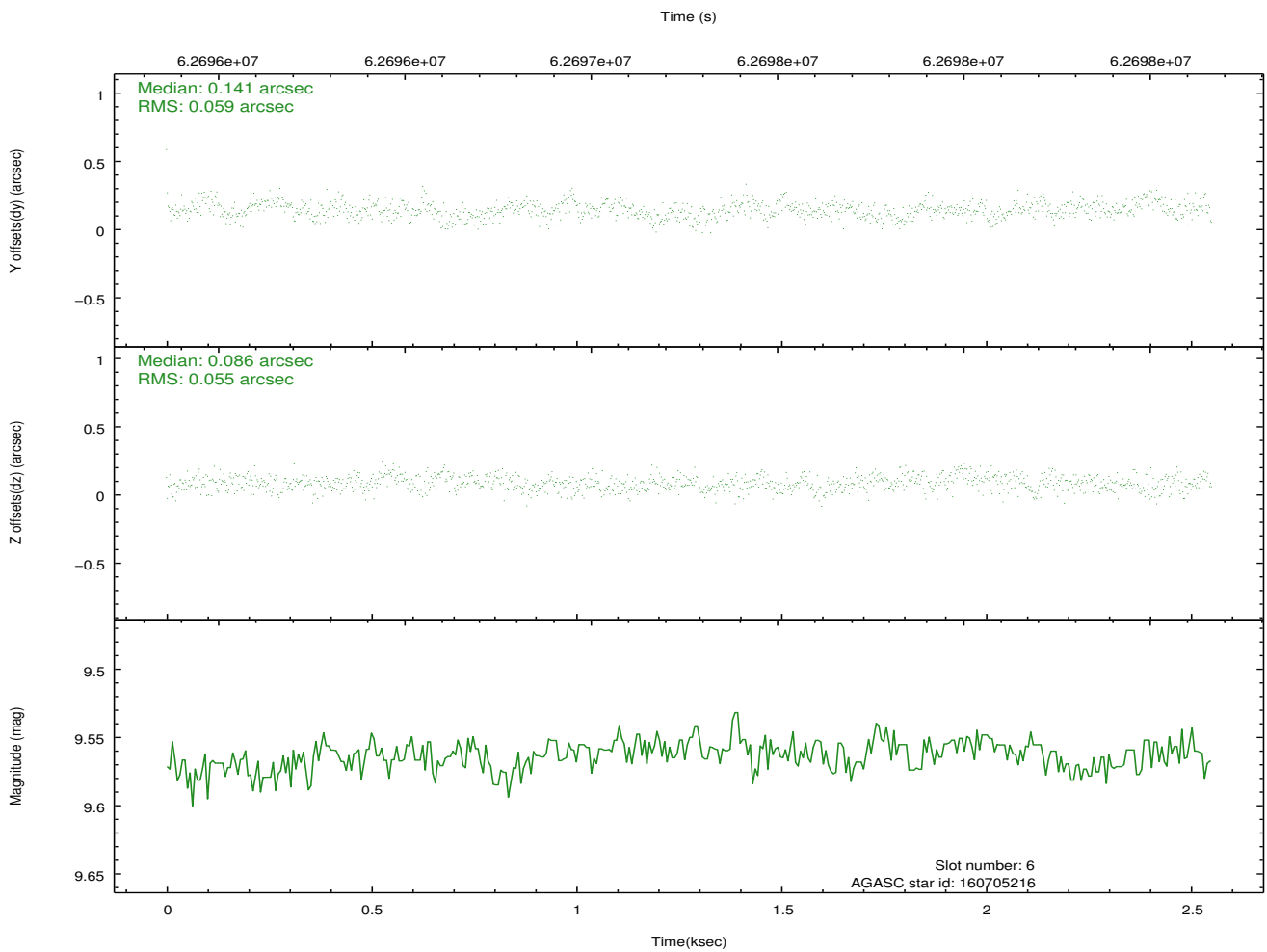
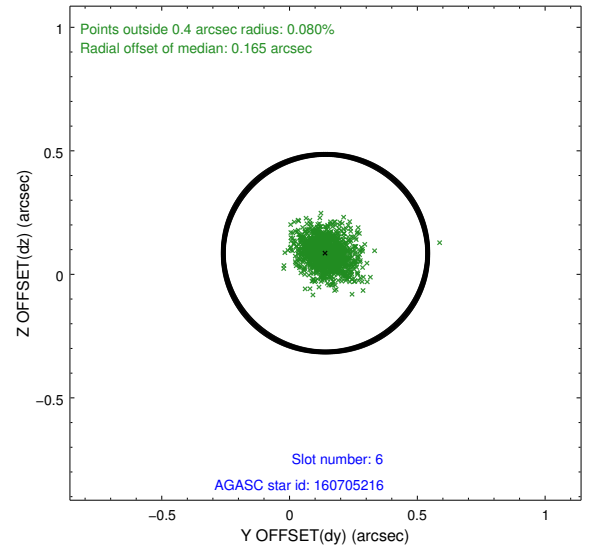
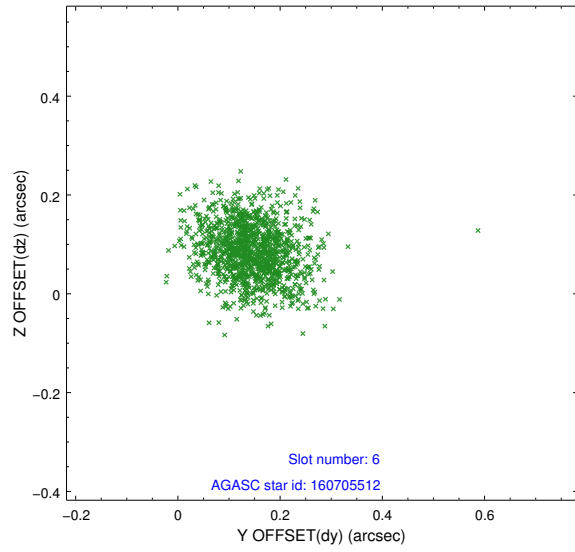
2.4.2 Slot 4



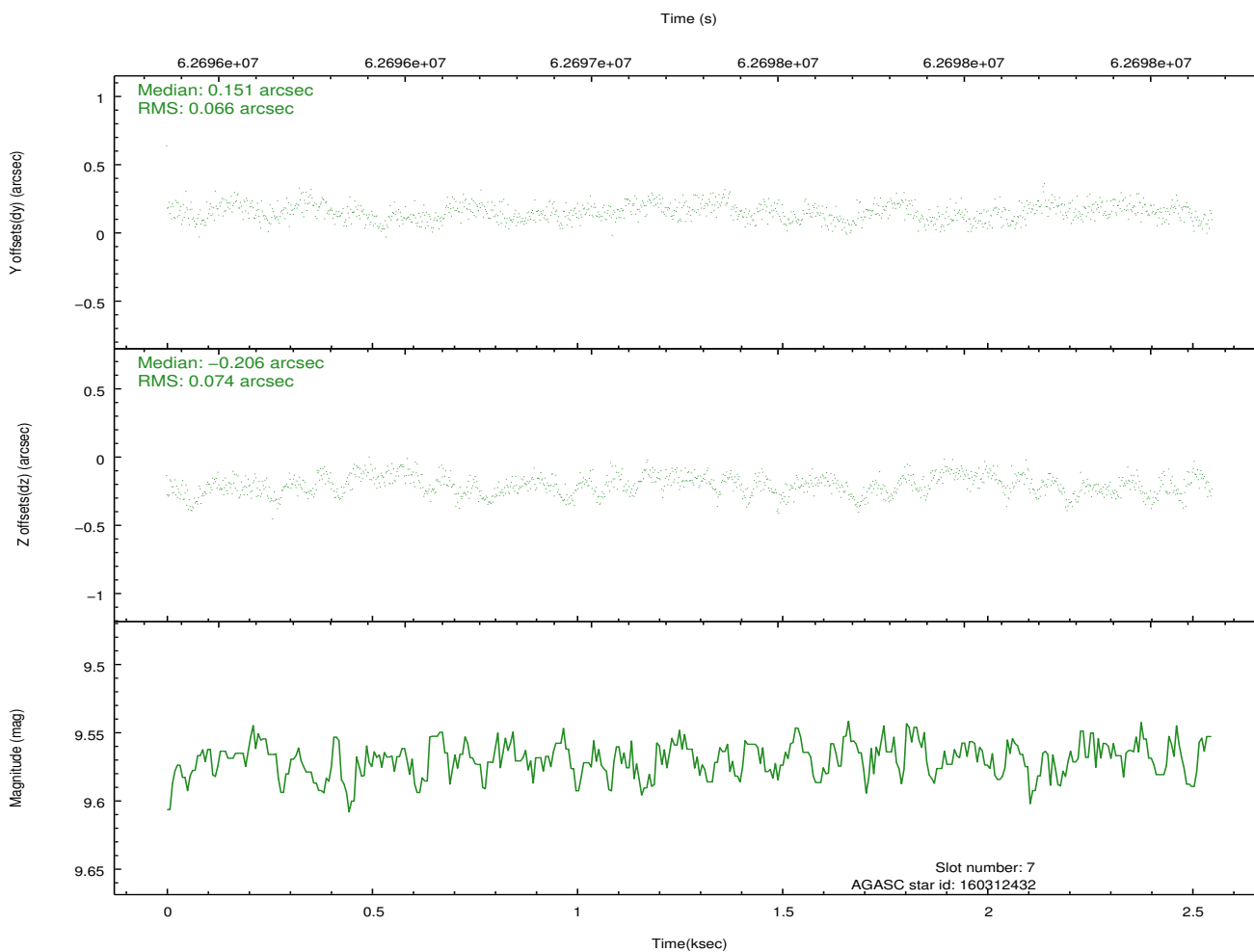
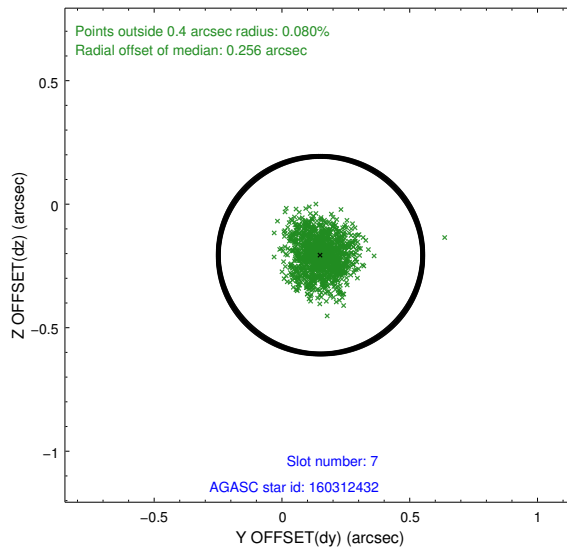
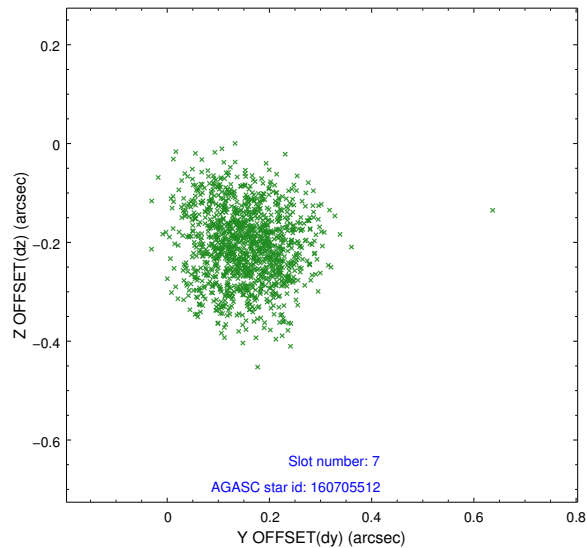
2.4.3 Slot 5



2.4.4 Slot 6

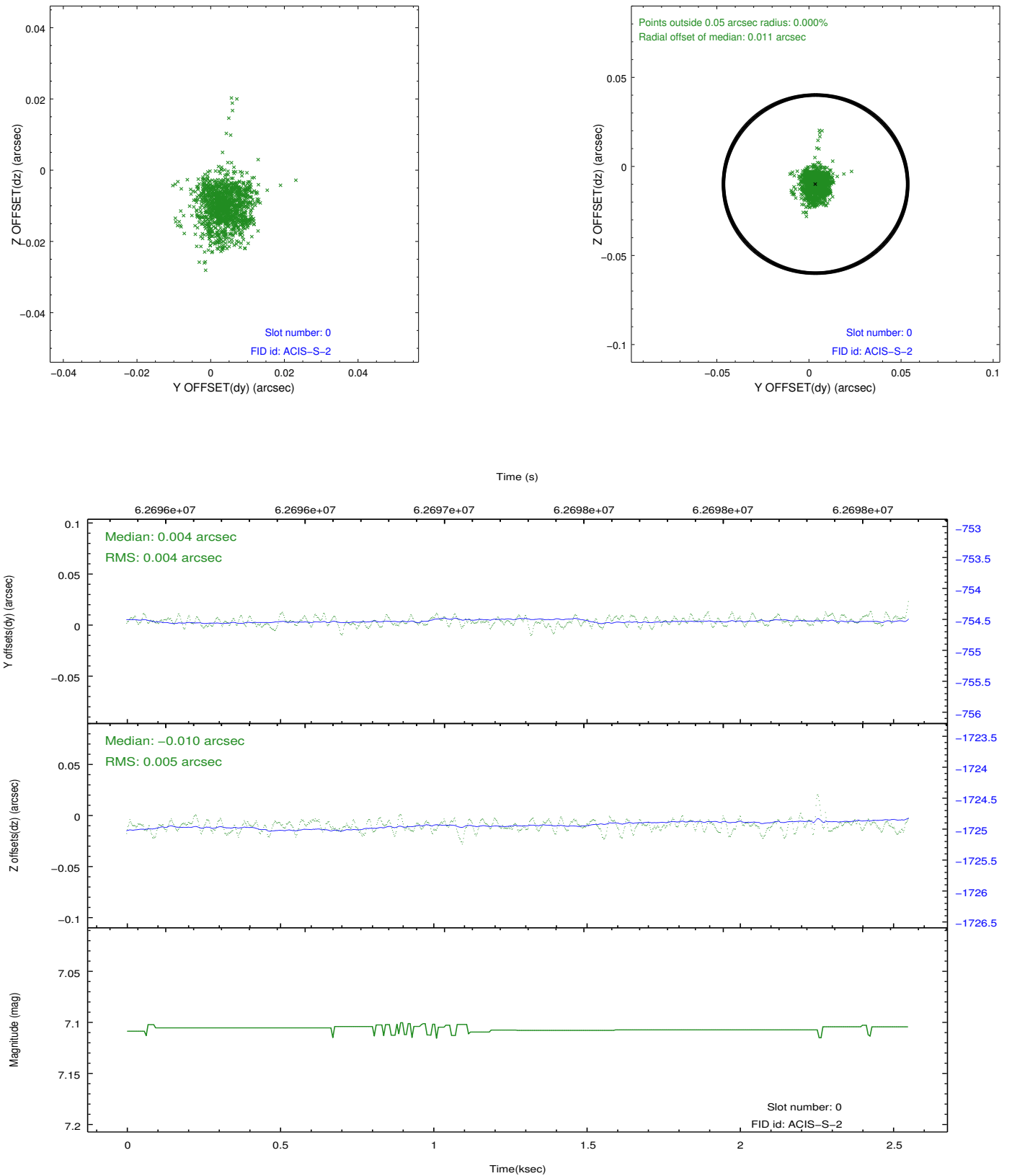


2.4.5 Slot 7

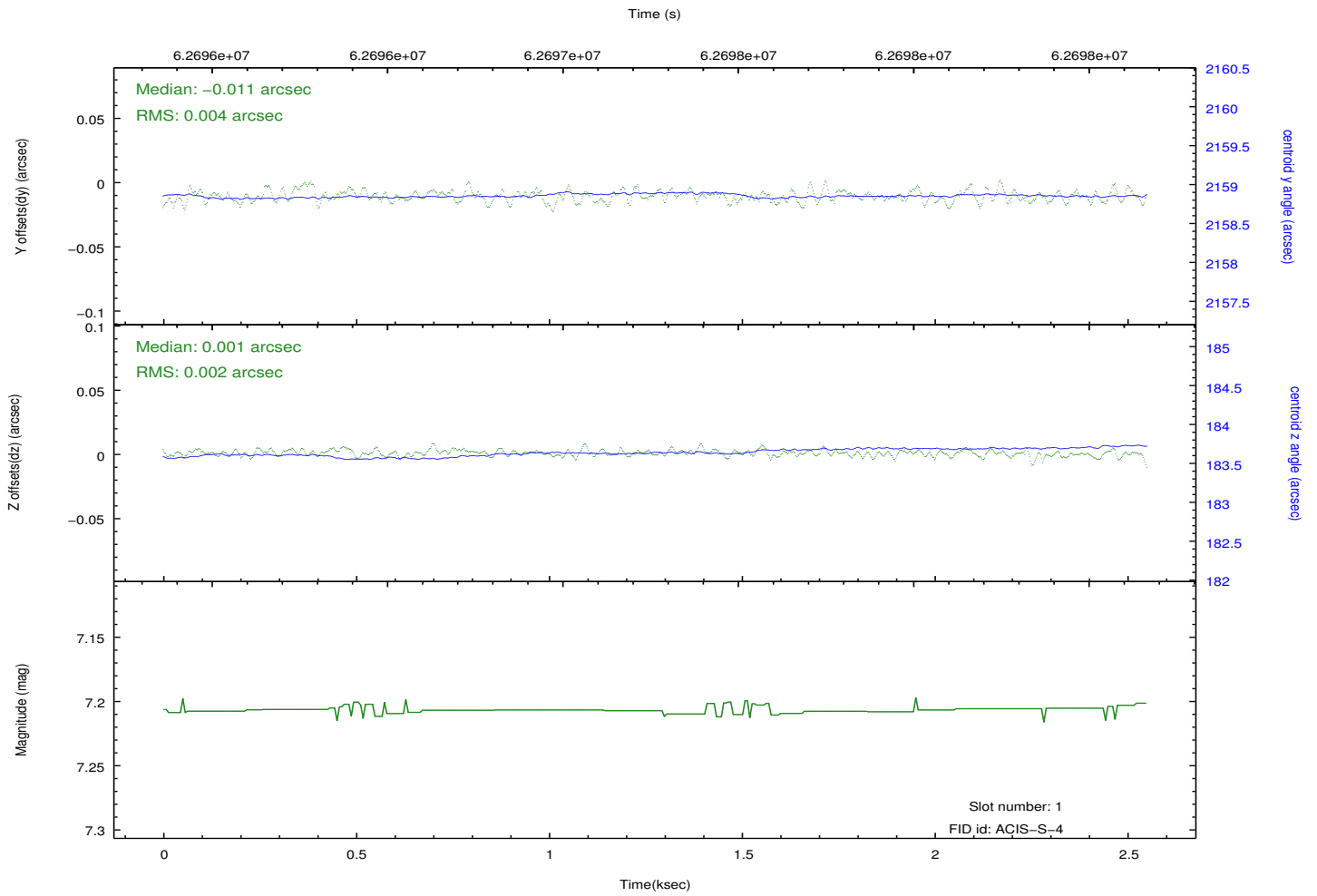
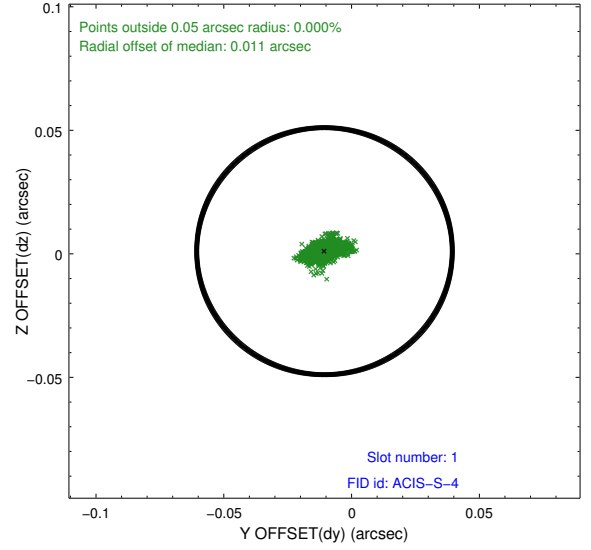
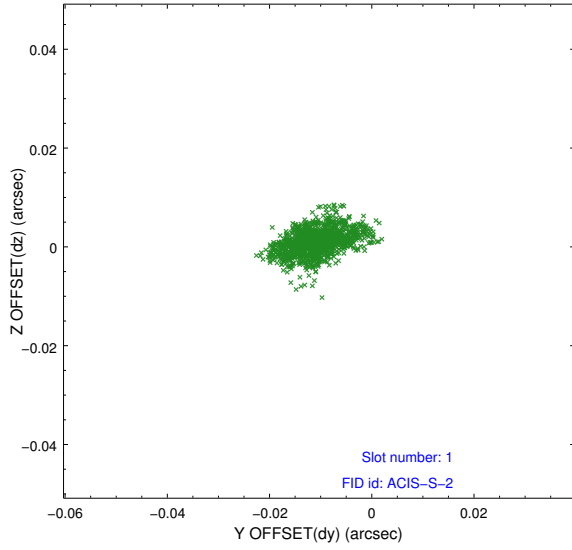


2.5 FID Slots

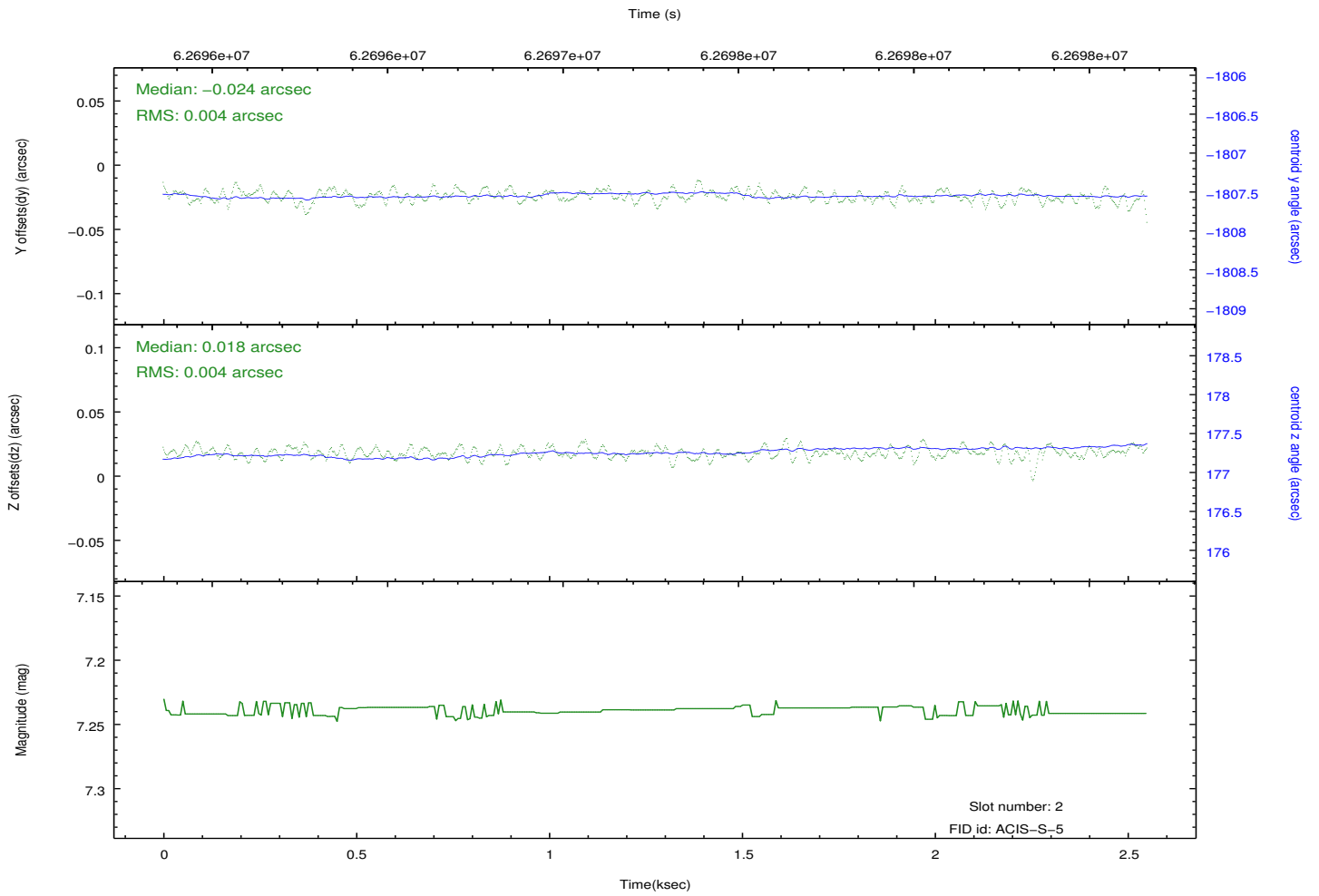
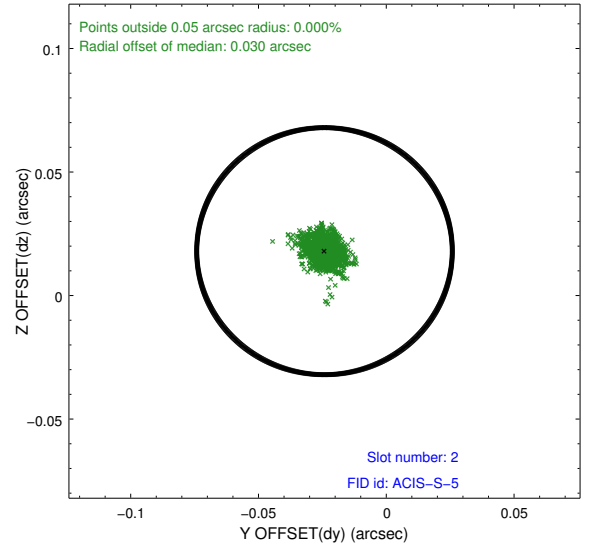
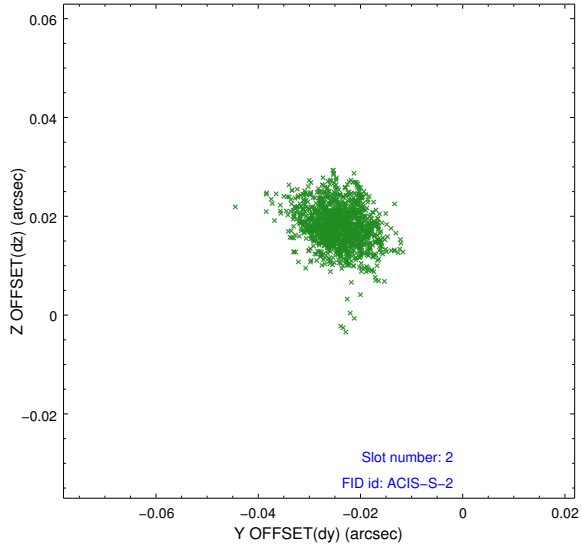
2.5.1 Slot 0



2.5.2 Slot 1



2.5.3 Slot 2



3 Point Sources

A Summary

A.1 Status

V&V Scientist	Beth Sundheim
V&V Date (YYYY-MM-DD)	2009.12.08
V&V Edition	1
V&V Disposition and Status	OK
V&V Charge Time	1.802

A.2 Comments

Charge time for this ObsId remains at previous value of 1.802 ksec, although with the current processing the charge time would have been 1.804 ksec.

==

The guide star in slot 5 was removed from the aspect solution due to poor data quality. The aspect solution is not expected to be degraded by removing one fid light or guide star from the solution.

==

Focal plane temperature is warmer than -118.7 C degrees during the entire observation. This temperature is the upper limit of the verified ACIS calibration for the front-illuminated chips. The focal plane temperature is also warmer than -116.7 degrees C for the entire observation. This temperature is the upper limit of the verified ACIS calibration for the back-illuminated chips. The ACIS spectral response calibration is less accurate at these warmer temperatures than it is at -119.7 C. Users whose science objectives depend on the most accurate spectral response (ie: fitting line-rich spectra) may notice an effect. Users whose science objectives do not depend on the most accurate spectral response should not notice an effect.