

V&V Reference Report

L2 ASCDS Version : 10.9.1

Observation 4837 - L2 Version 4
Chandra X-Ray Center

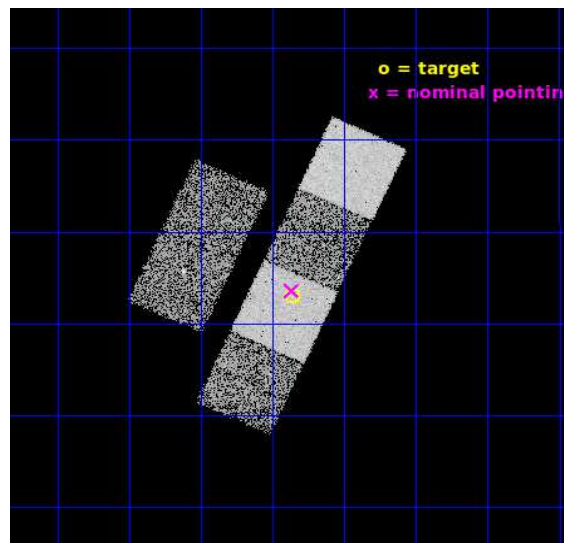
L2 Processing Date : Sep 27 2020

Contents

1	Front	2
2	OBI	3
2.1	OBI	3
2.1.1	Images	3
2.1.2	Bias	3
2.1.3	Parameters	4
2.1.4	Events	4
2.2	Compared Parameters	5
2.3	Aspect	6
2.4	Star Slots	9
2.4.1	Slot 3	9
2.4.2	Slot 4	10
2.4.3	Slot 5	11
2.4.4	Slot 6	12
2.4.5	Slot 7	13
2.5	FID Slots	14
2.5.1	Slot 0	14
2.5.2	Slot 1	15
2.5.3	Slot 2	16
A	Summary	17
A.1	Status	17
A.2	Comments	17

1 Front


seq_num	700919	Sequence number
obs_id	4837	Observation id
title	Constraining the Hard-X-ray Through Submm SEDs of a Complete Sample of Broad Absorption Line Quasars	Proposal title
observer	Dr. Sarah Gallagher	Principal investigator
object	LBQS 2358+0216	Source name
dtcycle	0	
cycle	P	events from which exps? Prim/Second/Both
ra_targ	0.340417	Observer's specified target RA [deg]
dec_targ	2.551139	Observer's specified target Dec [deg]
ra_nom	0.34126871921828	Nominal RA [deg]
dec_nom	2.5599105579676	Nominal Dec [deg]
roll_nom	114.62939561054	Nominal Roll [deg]
revision	4	Processing version of data
ontime	5862.3999781609	Sum of GTIs [s]
livetime	5788.1667397239	Livetime [s]
ontime2	5862.3999781609	Sum of GTIs [s]
ontime3	5862.3999781609	Sum of GTIs [s]
ontime5	5862.3999781609	Sum of GTIs [s]
ontime6	5862.3999781609	Sum of GTIs [s]
ontime7	5862.3999781609	Sum of GTIs [s]
ontime8	5862.3999781609	Sum of GTIs [s]
l2events	67386	Number of level 2 events




2 OBI

2.1 OBI

2.1.1 Images



2.1.2 Bias



2.1.3 Parameters

obi_num	1	Obi number	sched_exp_time	5908.000000	[s] Scheduled observation exposure time
ascdsver	10.9.1	Processing system revision	ontime	5862.3999781609	Sum of GTIs [s]
caldbver	4.9.2	 	ontime2	5862.3999781609	Sum of GTIs [s]
date	2020-09-27T13:00:36	Date and time of file creation	ontime3	5862.3999781609	Sum of GTIs [s]
revision	4	Processing version of data	ontime5	5862.3999781609	Sum of GTIs [s]
			ontime6	5862.3999781609	Sum of GTIs [s]
			ontime7	5862.3999781609	Sum of GTIs [s]
			ontime8	5862.3999781609	Sum of GTIs [s]
			l1events	304457	Number of level 1 events

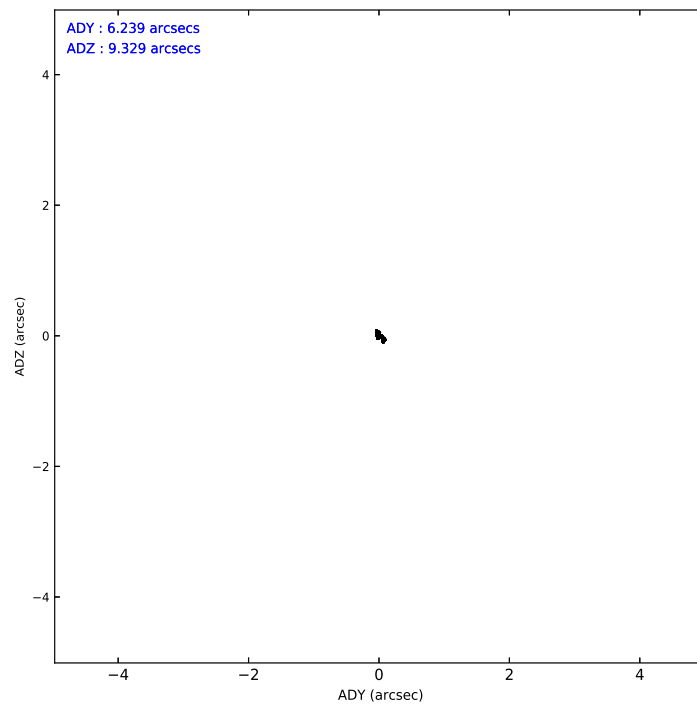
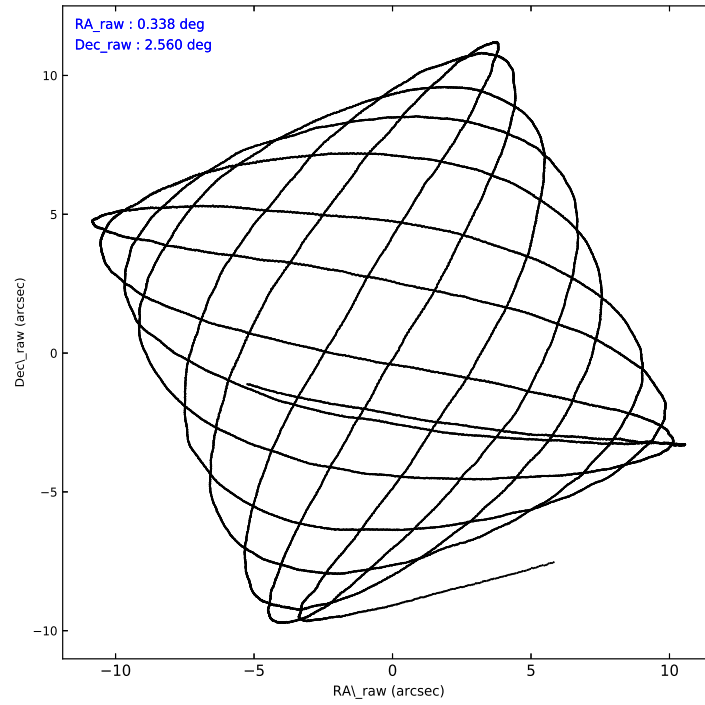
2.1.4 Events

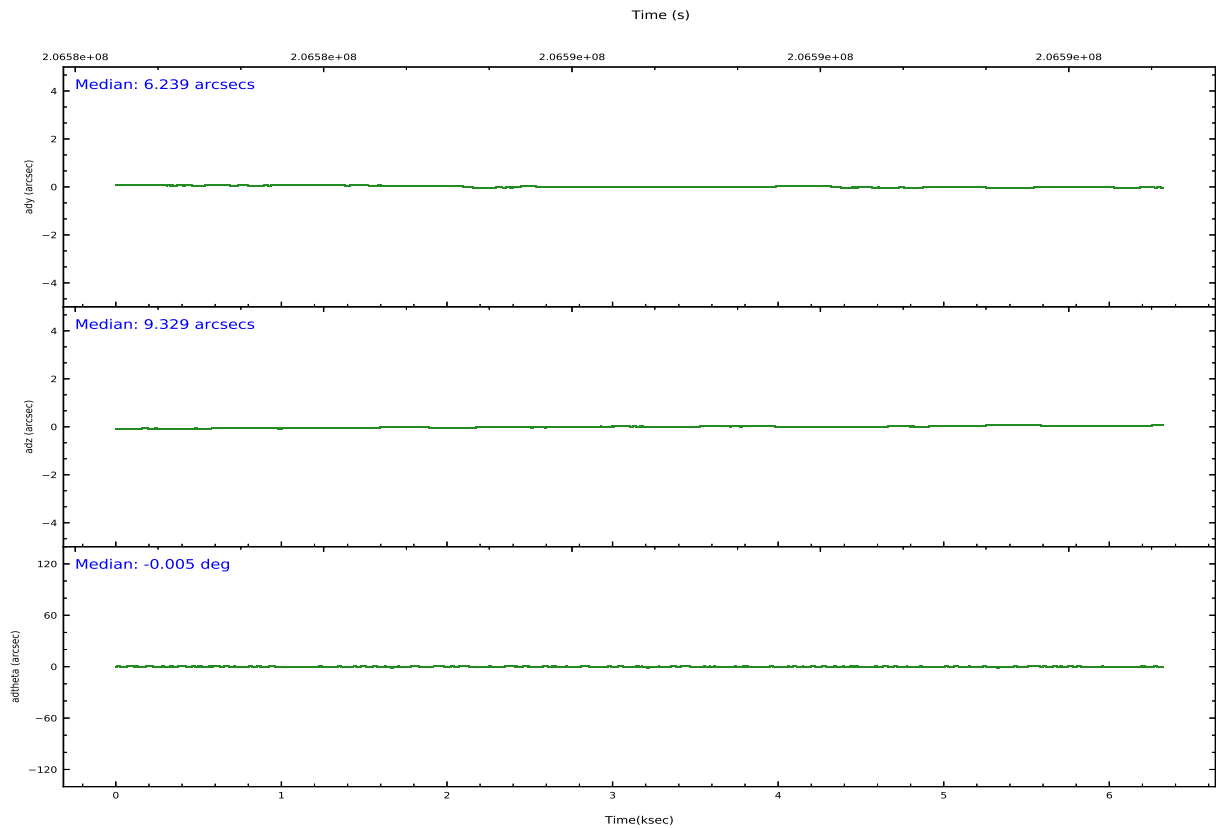
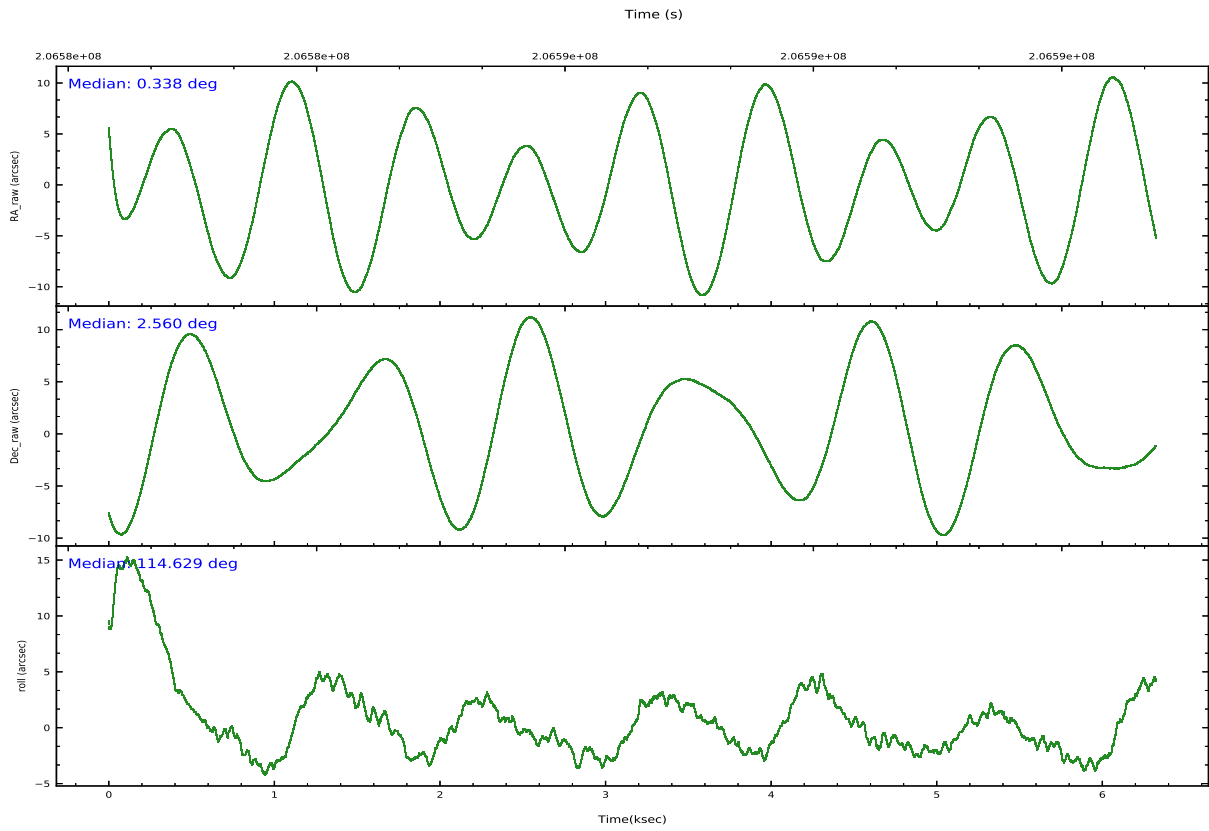
	ccd 2	ccd 3	ccd 5	ccd 6	ccd 7	ccd 8		ccd 2	ccd 3	ccd 5	ccd 6	ccd 7	ccd 8
level 1 events	43995	40913	62795	42844	57347	56563	grade 0 events	2289	2168	2829	2175	2145	3543
rejected events	38941	35948	34398	37564	33560	45166		5%	5%	4%	5%	3%	6%
rejected %	88%	87%	54%	87%	58%	79%	grade 1 events	18	32	129	22	48	43
								0%	0%	0%	0%	0%	0%
							grade 2 events	1009	941	8519	1086	4681	2602
								2%	2%	13%	2%	8%	4%
							grade 3 events	476	465	1040	490	2075	1114
								1%	1%	1%	1%	3%	1%
							grade 4 events	463	503	975	474	2017	1048
								1%	1%	1%	1%	3%	1%
							grade 5 events	1673	1964	4376	1947	5397	2666
								3%	4%	6%	4%	9%	4%
							grade 6 events	832	895	15071	1060	12918	3096
								1%	2%	24%	2%	22%	5%
							grade 7 events	37235	33945	29856	35590	28066	42451
								84%	82%	47%	83%	48%	75%

2.2 Compared Parameters

Parameter	Planned	Actual	Parameter	Planned	Actual
Instrument	ACIS	ACIS	Obspar version number	8	8
Detector	ACIS-235678	ACIS-235678	Obspar file type	PREDICTED	ACTUAL
Grating	NONE	NONE	Obspar update status	NONE	UPDATED
Data mode	FAINT	FAINT	Number of optional ACIS chips dropped	0	0
Observation mode	POINTING	POINTING	On-chip summing requested	N	N
[deg] Pointing RA	0.360431	0.34126871921828	Subarray requested	NONE	NONE
[deg] Pointing Dec	2.545038	2.5599105579676	Alternating exposures requested	N	N
[deg] Pointing Roll	114.476919	114.62939561054	[s] Primary exposure time	0.000000	3.2
[mm] SIM focus pos	-0.684267	-0.6828225247311905			
[mm] SIM defocus	0	0.001444936568705701			
[mm] SIM translation stage pos	-190.132523	-190.1400660498719			
[mm] SIM translation stage offset	0	0.00754346686406393			
[s] Observation start time (MET)	206583163.184000	206582086.69543			
Observation start date	2004-07-19T00:11:39	2004-07-18T23:54:46			
[s] Observation end time (MET)	206589071.184000	206589873.10828			
Observation end date	2004-07-19T01:50:07	2004-07-19T02:04:33			
Read mode	TIMED	TIMED			

2.3 Aspect





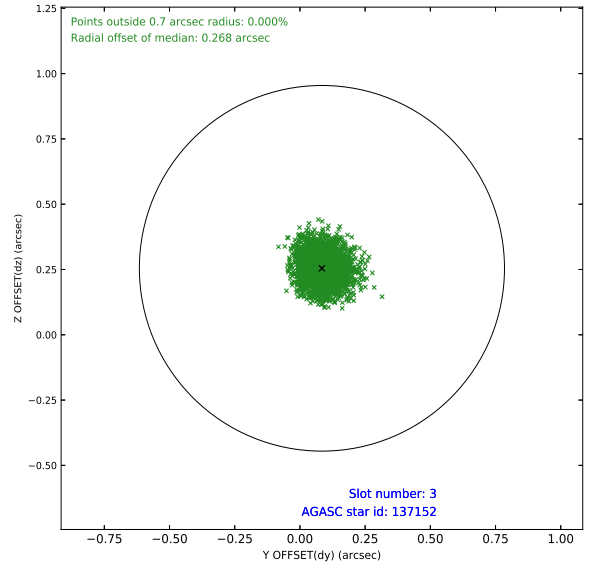
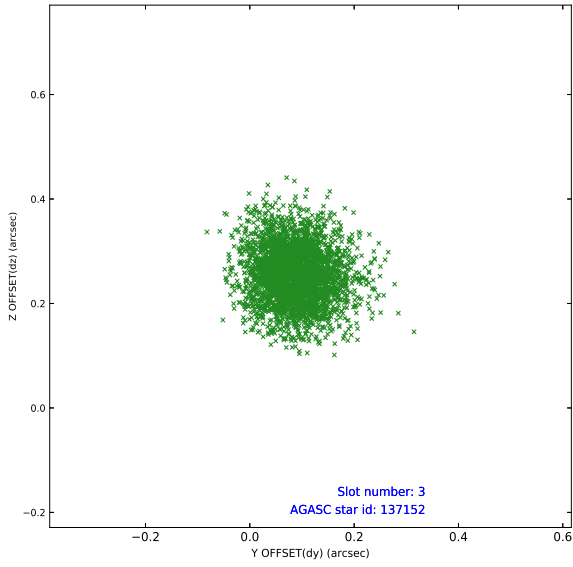
Slot Statistics

slot	status	used	id	mag	n_pts	frac_pts	med_dy	med_dz	dr1	dr2	ra	dec	mean_y	mea
0	FID		ACIS-S-2	7.09	1544	1.000	-0.087	-0.072	0.007	0.011	0.000000	0.000000	-759.03	-1730
1	FID		ACIS-S-4	7.20	1543	1.000	0.153	0.061	0.005	0.010	0.000000	0.000000	2154.02	177
2	FID		ACIS-S-5	7.23	1544	1.000	-0.098	0.020	0.006	0.011	0.000000	0.000000	-1810.73	171
3	GUIDE	used	137152	9.30	3085	1.000	0.084	0.255	0.079	0.130	0.759422	2.357653	-1207.65	-1026
4	GUIDE	used	524440	7.17	3086	1.000	-0.153	-0.084	0.073	0.111	0.098087	2.675483	818.18	664
5	GUIDE	used	76944744	9.45	3085	1.000	0.101	-0.199	0.102	0.170	359.962342	1.870353	-1616.64	2309
6	GUIDE	used	76943944	9.50	3083	1.000	0.076	-0.212	0.110	0.176	359.805996	2.144458	-486.28	2413
7	GUIDE	used	526840	9.84	3083	1.000	-0.112	0.247	0.115	0.190	0.756293	3.261824	1759.78	-2362

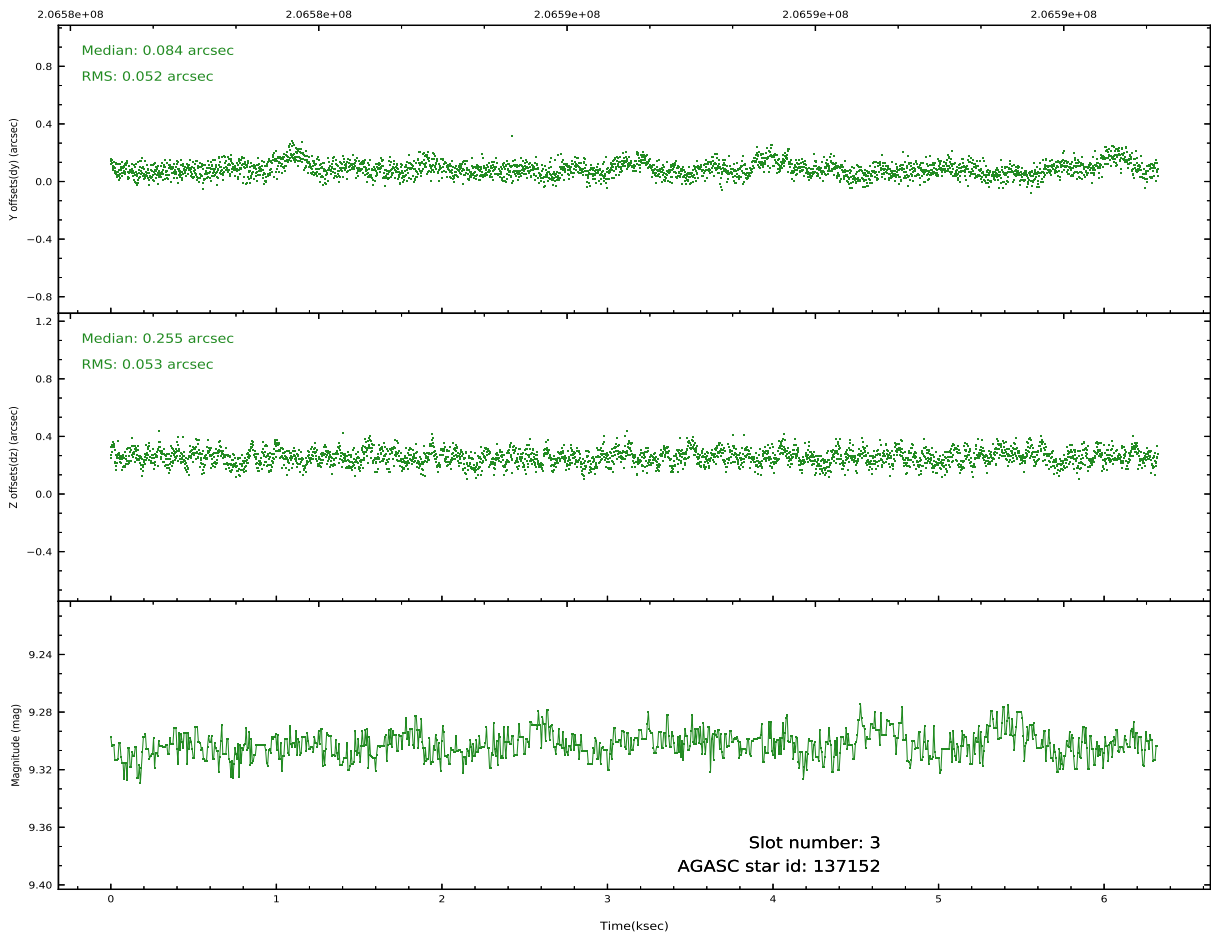
∞

2.4 Star Slots

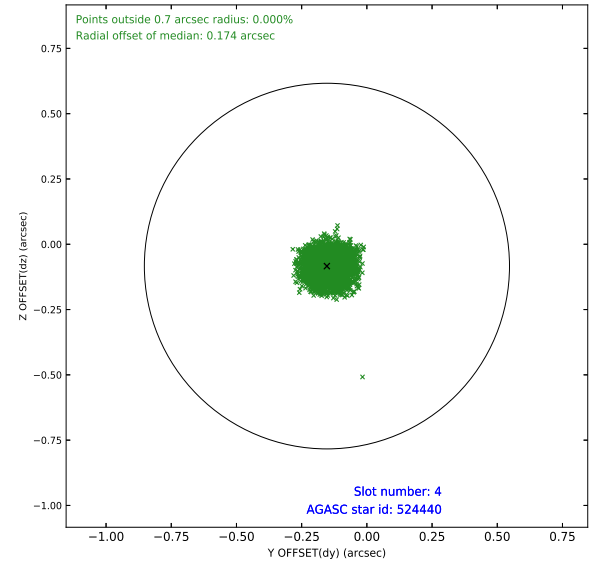
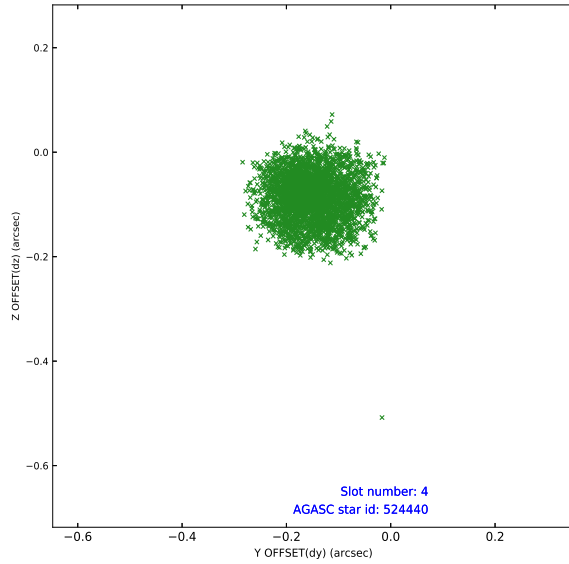
2.4.1 Slot 3



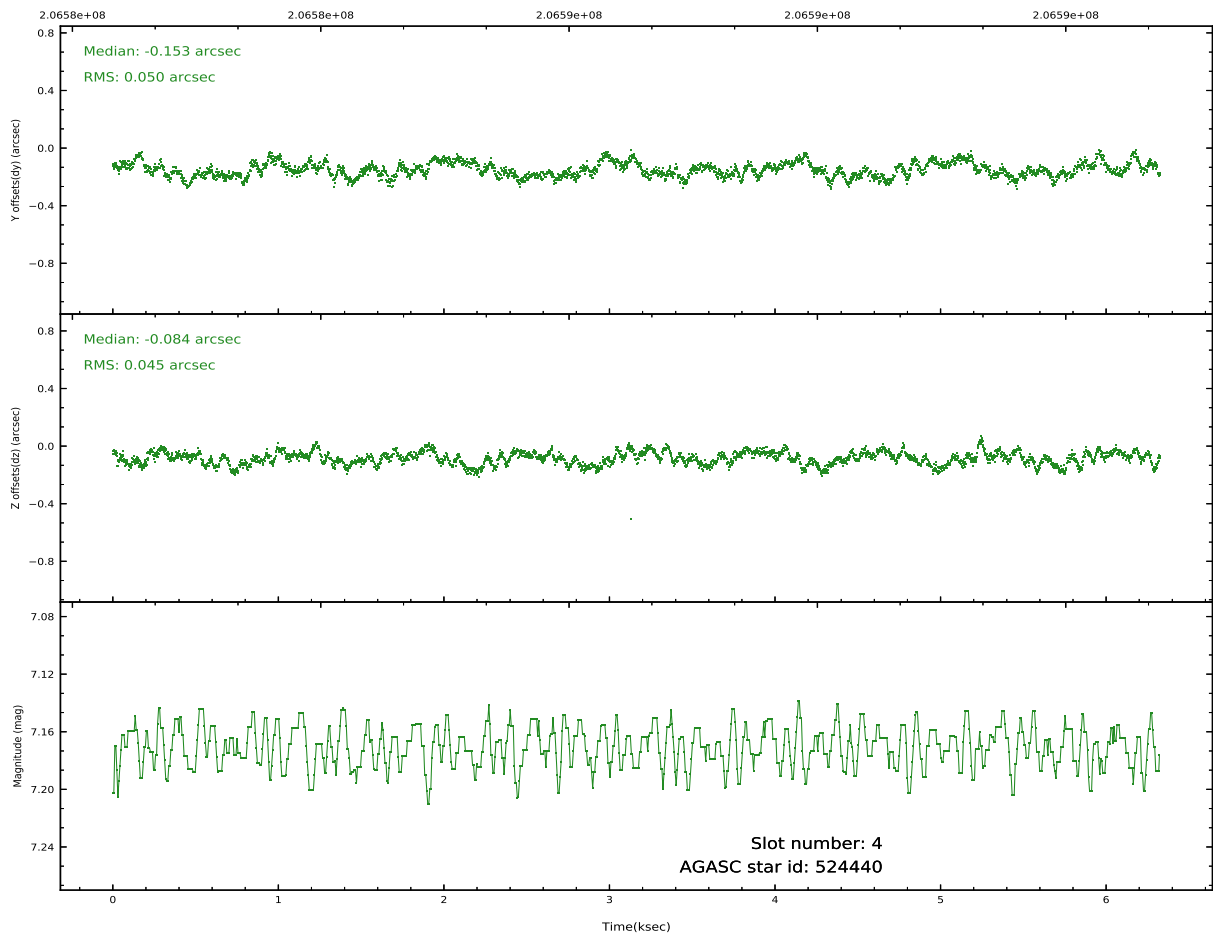
Time (s)



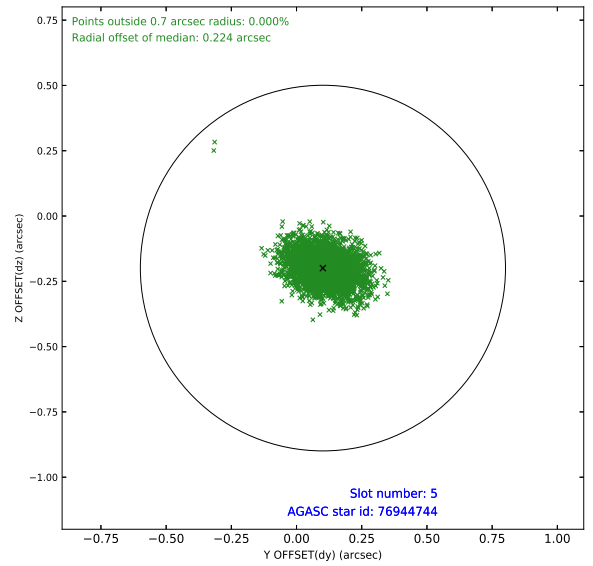
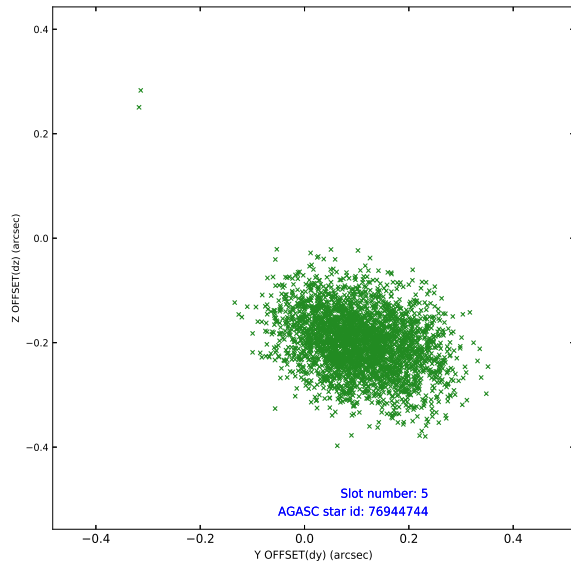
2.4.2 Slot 4



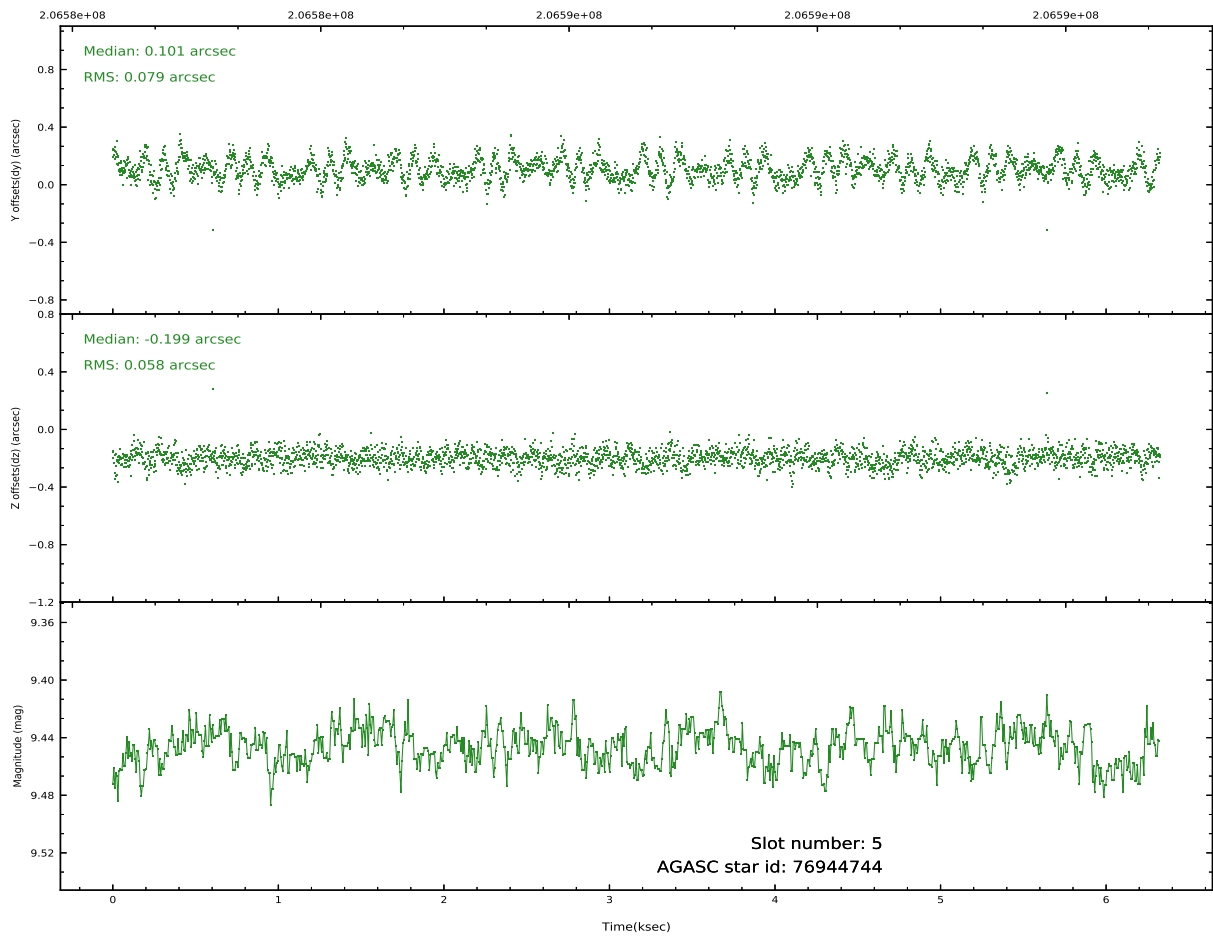
Time (s)



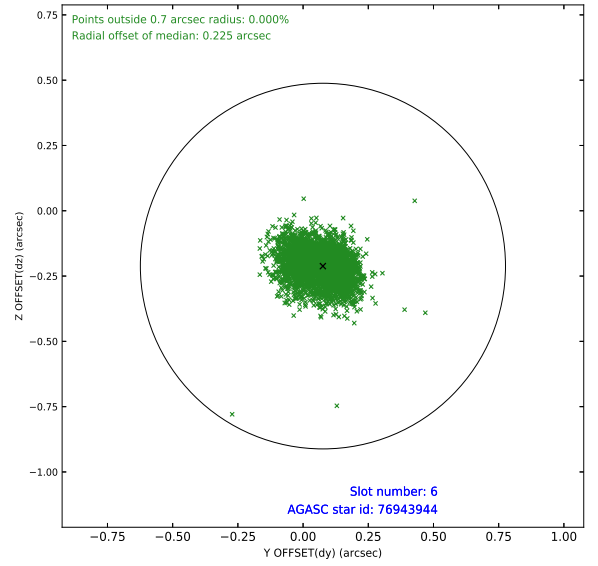
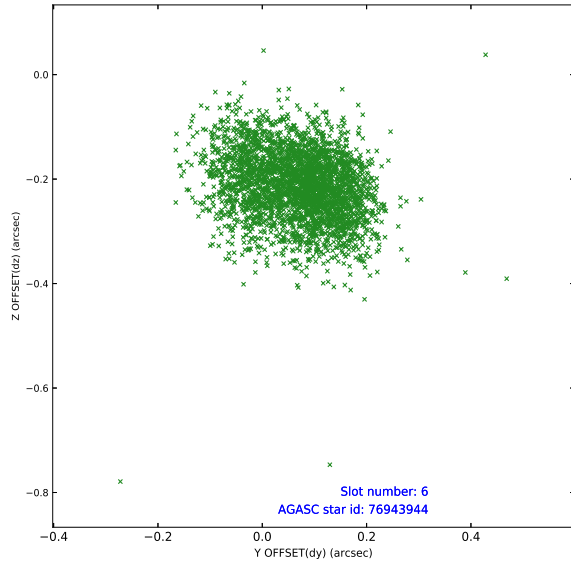
2.4.3 Slot 5



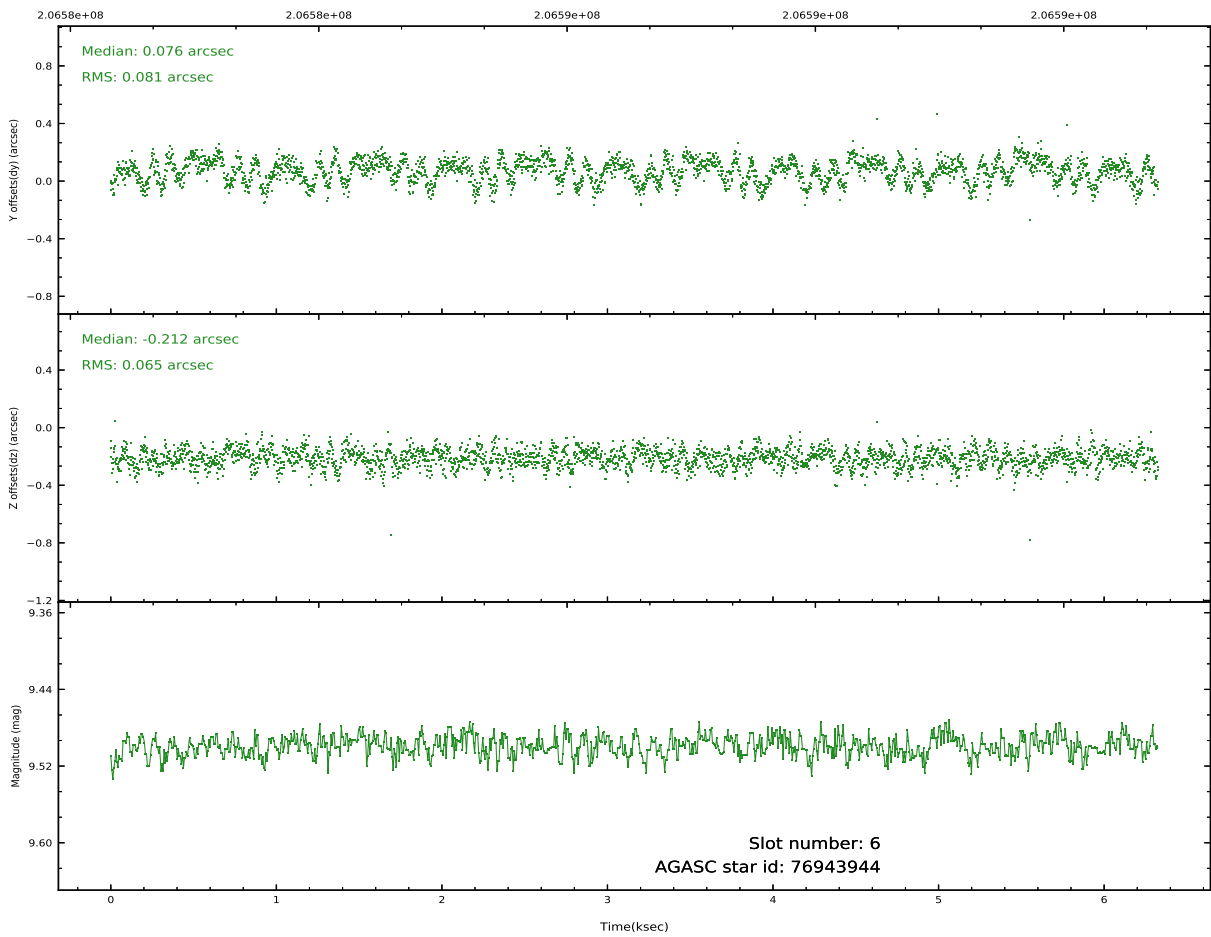
Time (s)



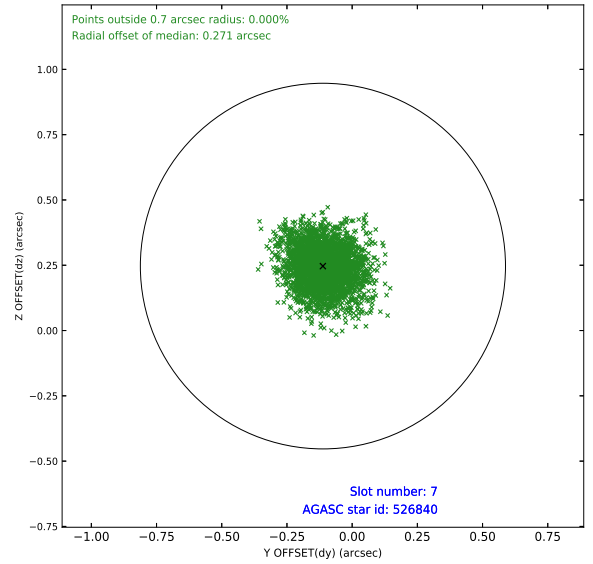
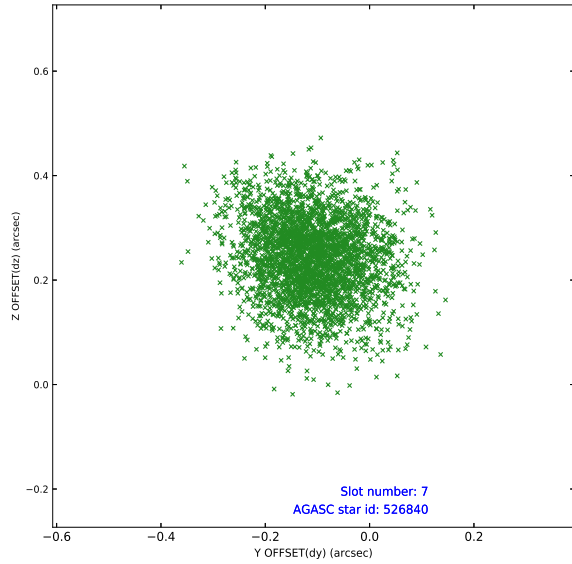
2.4.4 Slot 6



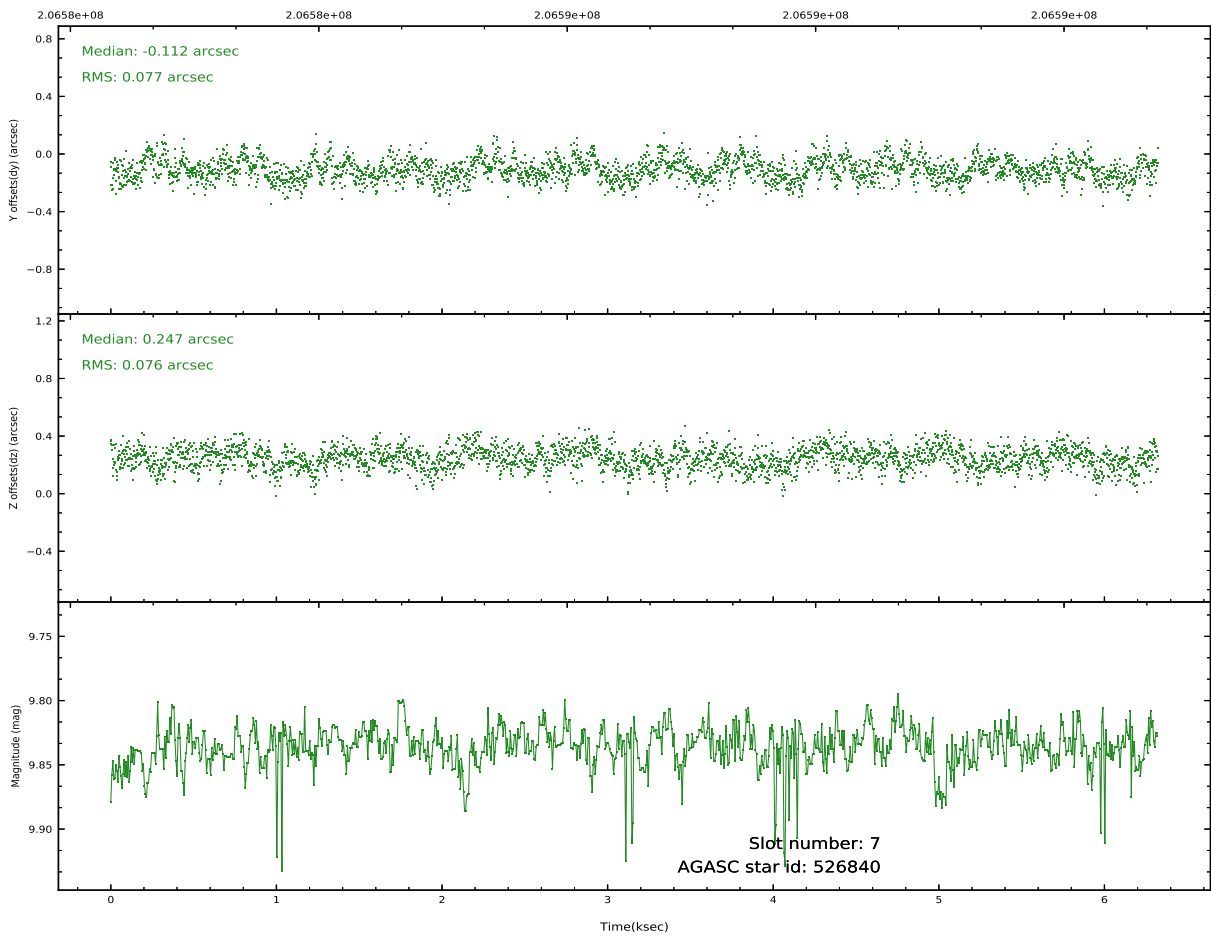
Time (s)



2.4.5 Slot 7

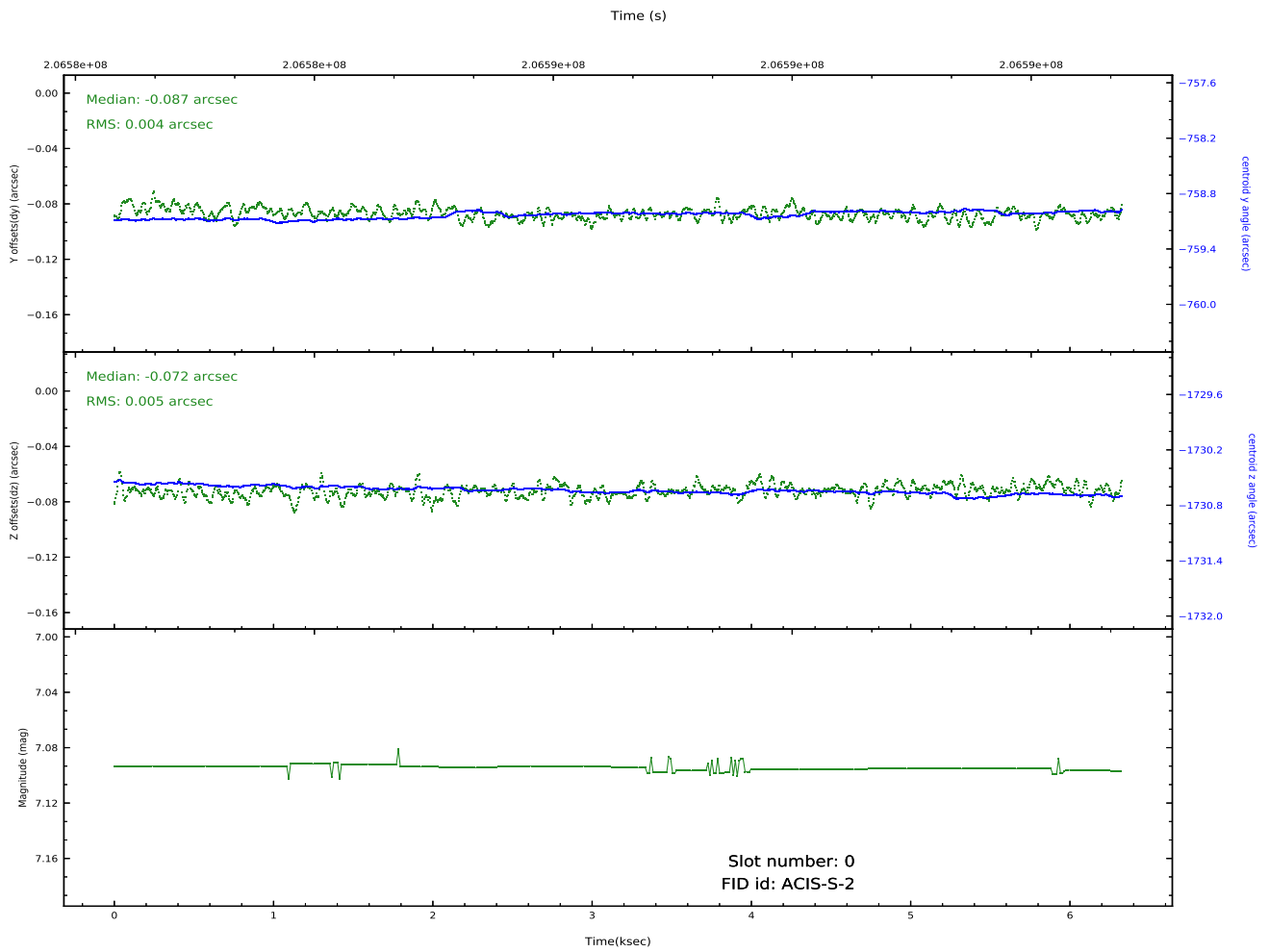
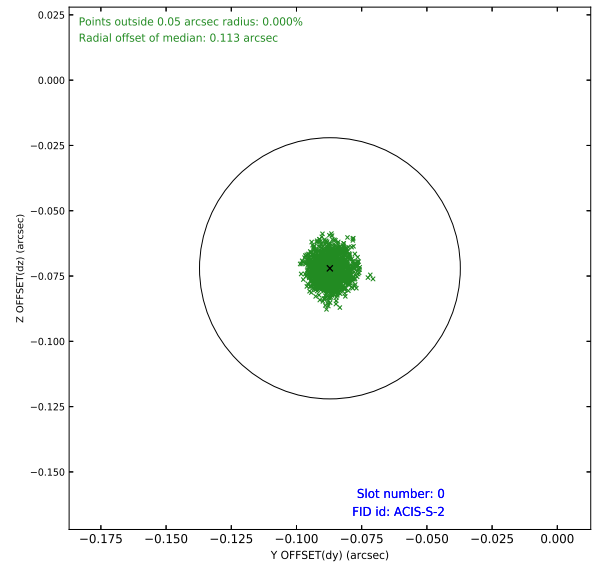
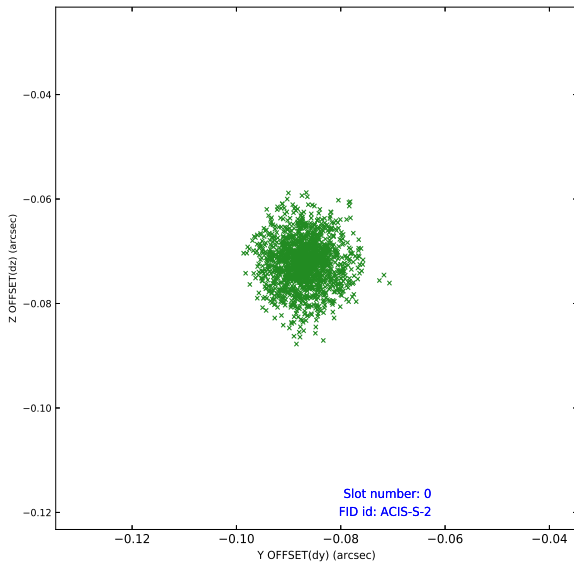


Time (s)

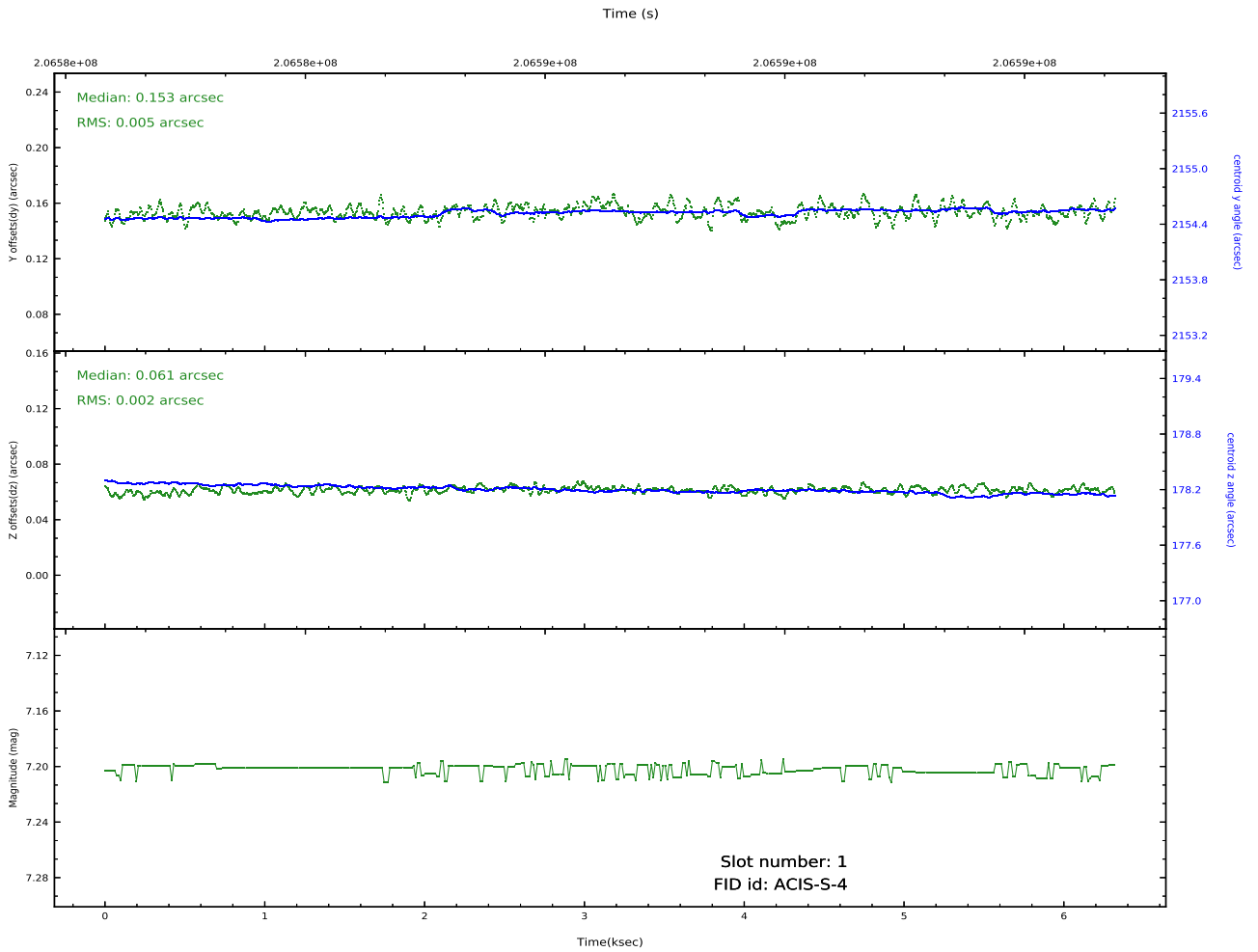
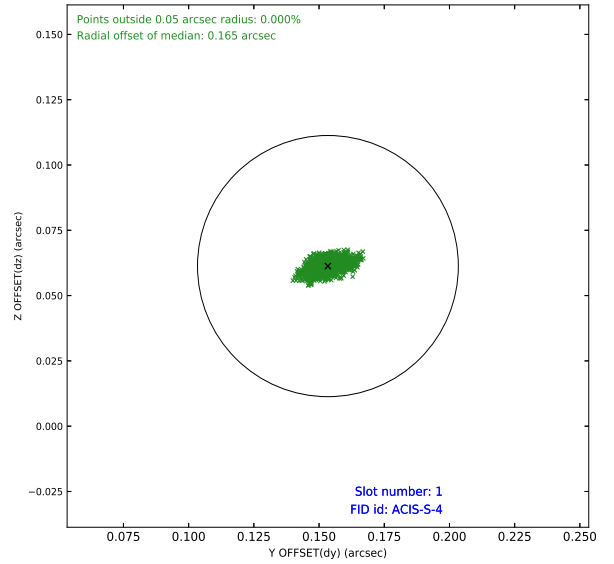
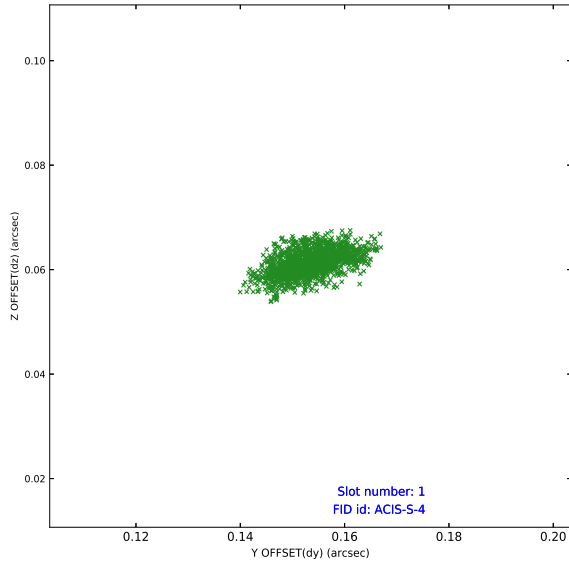


2.5 FID Slots

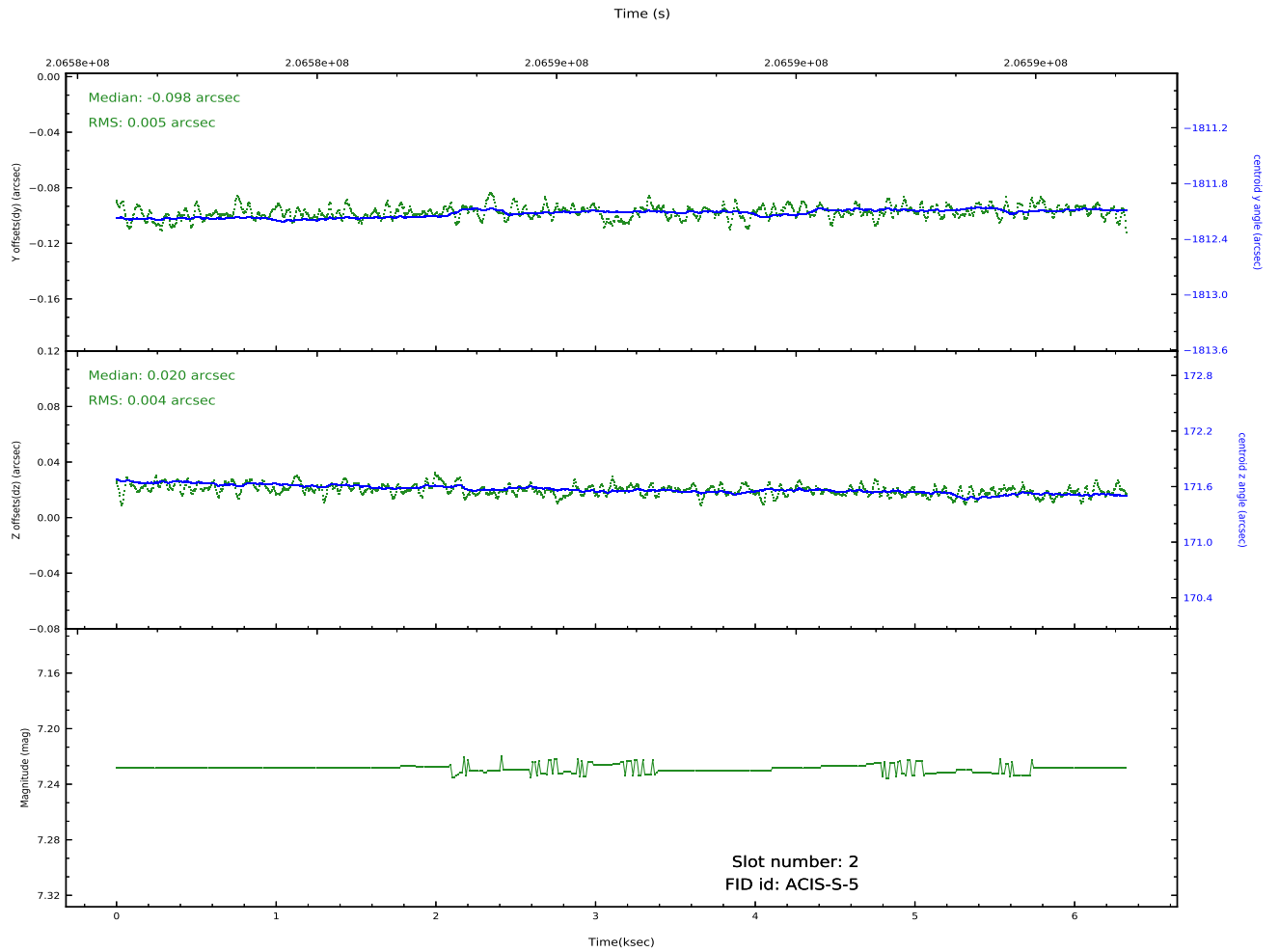
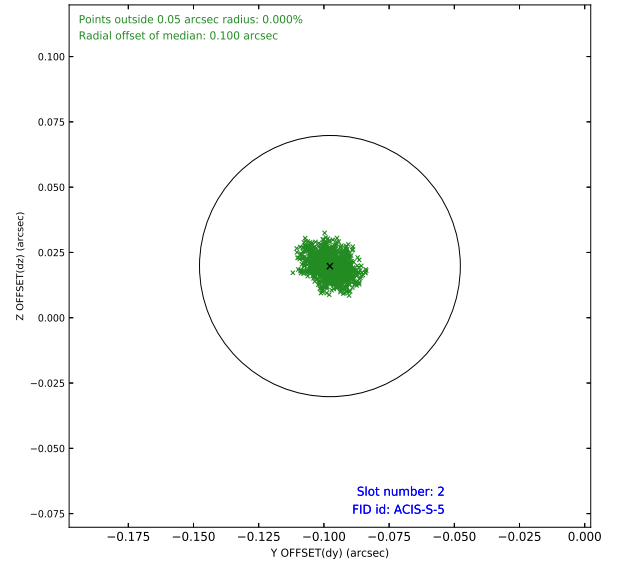
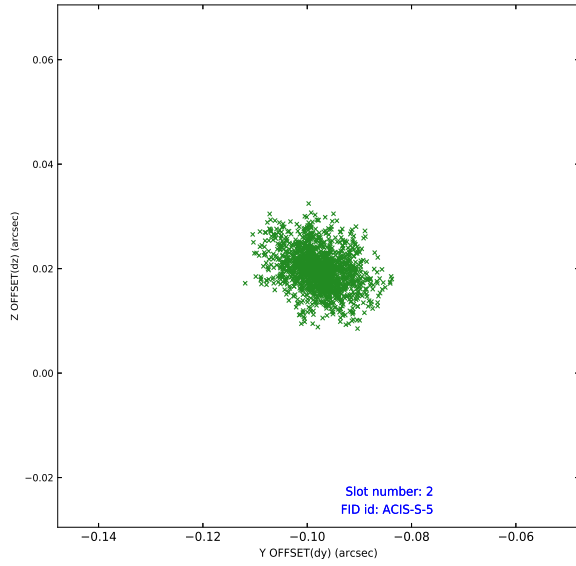
2.5.1 Slot 0



2.5.2 Slot 1



2.5.3 Slot 2



A Summary

A.1 Status

V&V Scientist	Beth Sundheim
V&V Date (YYYY-MM-DD)	2020.09.28
V&V Edition	1
V&V Disposition and Status	OK
V&V Charge Time	5.862

A.2 Comments