

V&V Reference Report

L2 ASCDS Version : 10.9.1

Observation 5577 - L2 Version 4
Chandra X-Ray Center

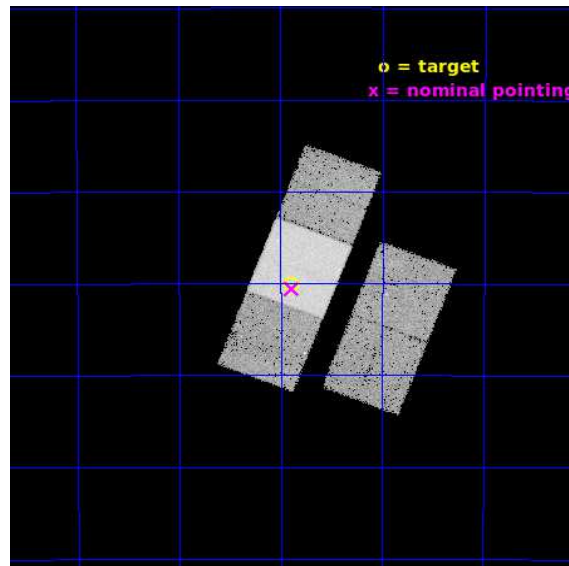
L2 Processing Date : Oct 8 2020

Contents

1	Front	2
2	OBI	3
2.1	OBI	3
2.1.1	Images	3
2.1.2	Bias	3
2.1.3	Parameters	4
2.1.4	Events	4
2.2	Compared Parameters	5
2.3	Aspect	6
2.4	Star Slots	9
2.4.1	Slot 3	9
2.4.2	Slot 4	10
2.4.3	Slot 5	11
2.4.4	Slot 6	12
2.4.5	Slot 7	13
2.5	FID Slots	14
2.5.1	Slot 0	14
2.5.2	Slot 1	15
2.5.3	Slot 2	16
A	Summary	17
A.1	Status	17
A.2	Comments	17

1 Front

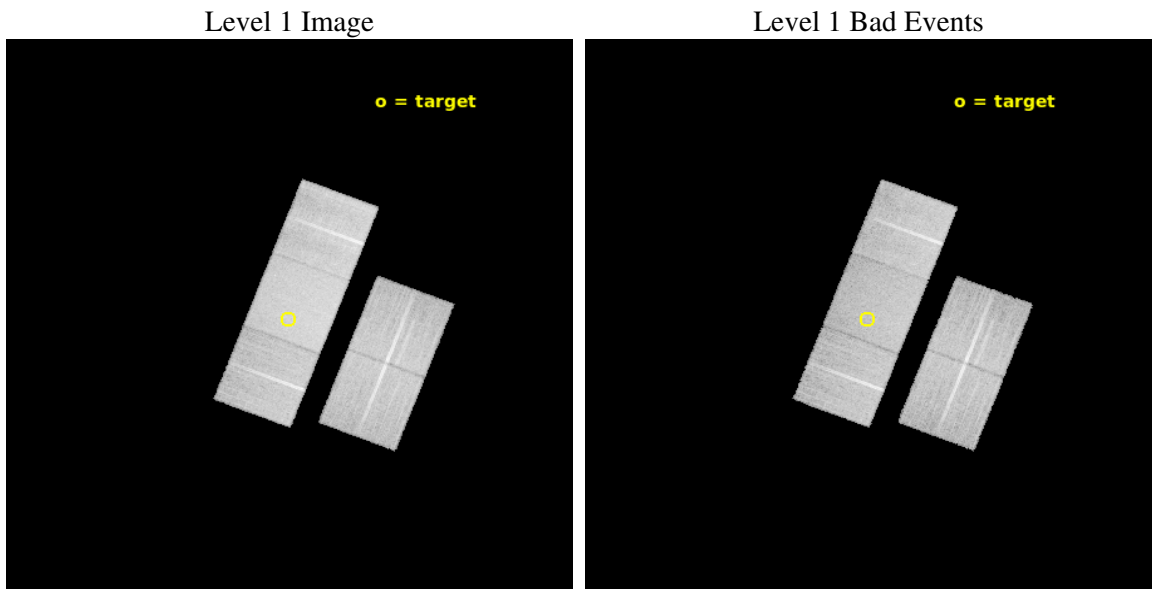
seq_num	500566	Sequence number
obs_id	5577	Observation id
title	The Energetics and Host Galaxies of X-ray Flashes	Proposal title
observer	Prof. Derek Fox	Principal investigator
object	XRF 050509C	Source name
dtycycle	0	
cycle	P	events from which exps? Prim/Second/Both
ra_targ	193.224583	Observer's specified target RA [deg]
dec_targ	-44.834472	Observer's specified target Dec [deg]
ra_nom	193.22224387922	Nominal RA [deg]
dec_nom	-44.842957666238	Nominal Dec [deg]
roll_nom	291.11379678456	Nominal Roll [deg]
revision	4	Processing version of data
ontime	20028.284037411	Sum of GTIs [s]
livetime	19766.599761854	Livetime [s]
ontime2	20024.978867263	Sum of GTIs [s]
ontime3	20028.201957405	Sum of GTIs [s]
ontime6	20025.102017164	Sum of GTIs [s]
ontime7	20028.284037411	Sum of GTIs [s]
ontime8	20025.01991725	Sum of GTIs [s]
l2events	135314	Number of level 2 events




2 OBI

2.1 OBI

2.1.1 Images



2.1.2 Bias



2.1.3 Parameters

obi_num	0	Obi number	sched_exp_time	20000.000000	[s] Scheduled observation exposure time
ascdsver	10.9.1	Processing system revision	ontime	20028.284037411	Sum of GTIs [s]
caldbver	4.9.2	 	ontime2	20024.978867263	Sum of GTIs [s]
date	2020-10-08T11:56:37	Date and time of file creation	ontime3	20028.201957405	Sum of GTIs [s]
revision	4	Processing version of data	ontime6	20025.102017164	Sum of GTIs [s]
			ontime7	20028.284037411	Sum of GTIs [s]
			ontime8	20025.01991725	Sum of GTIs [s]
			l1events	769775	Number of level 1 events

2.1.4 Events

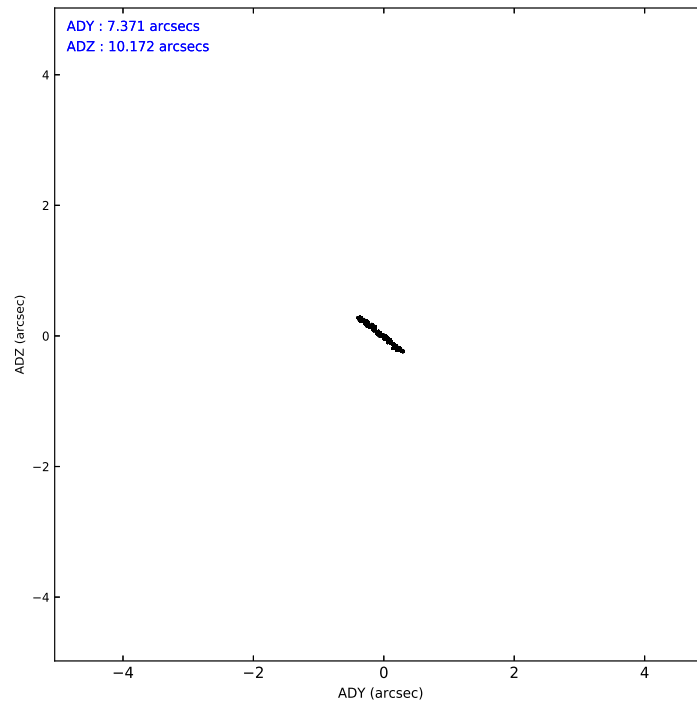
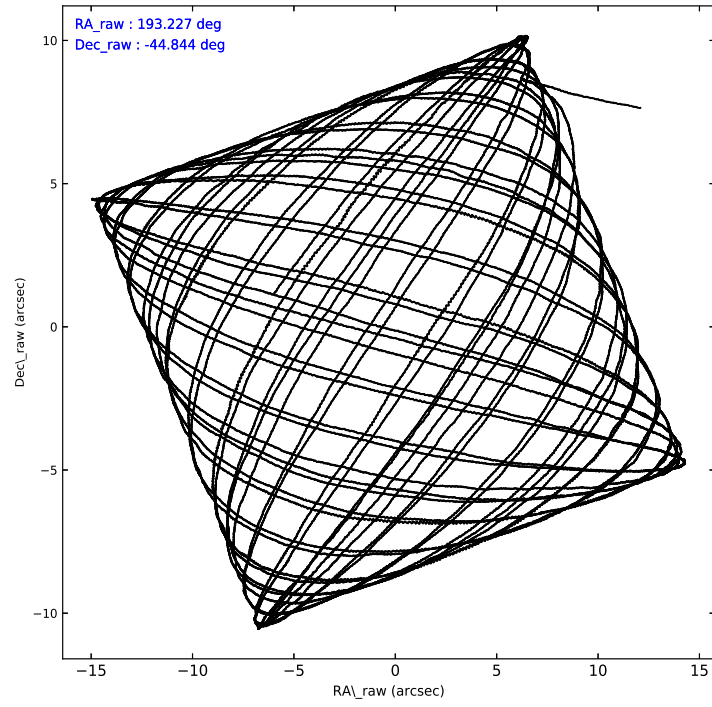
	ccd 2	ccd 3	ccd 6	ccd 7	ccd 8
level 1 events	134699	134718	137275	188509	174574
rejected events	118337	118046	120163	111154	136982
rejected %	87%	87%	87%	58%	78%

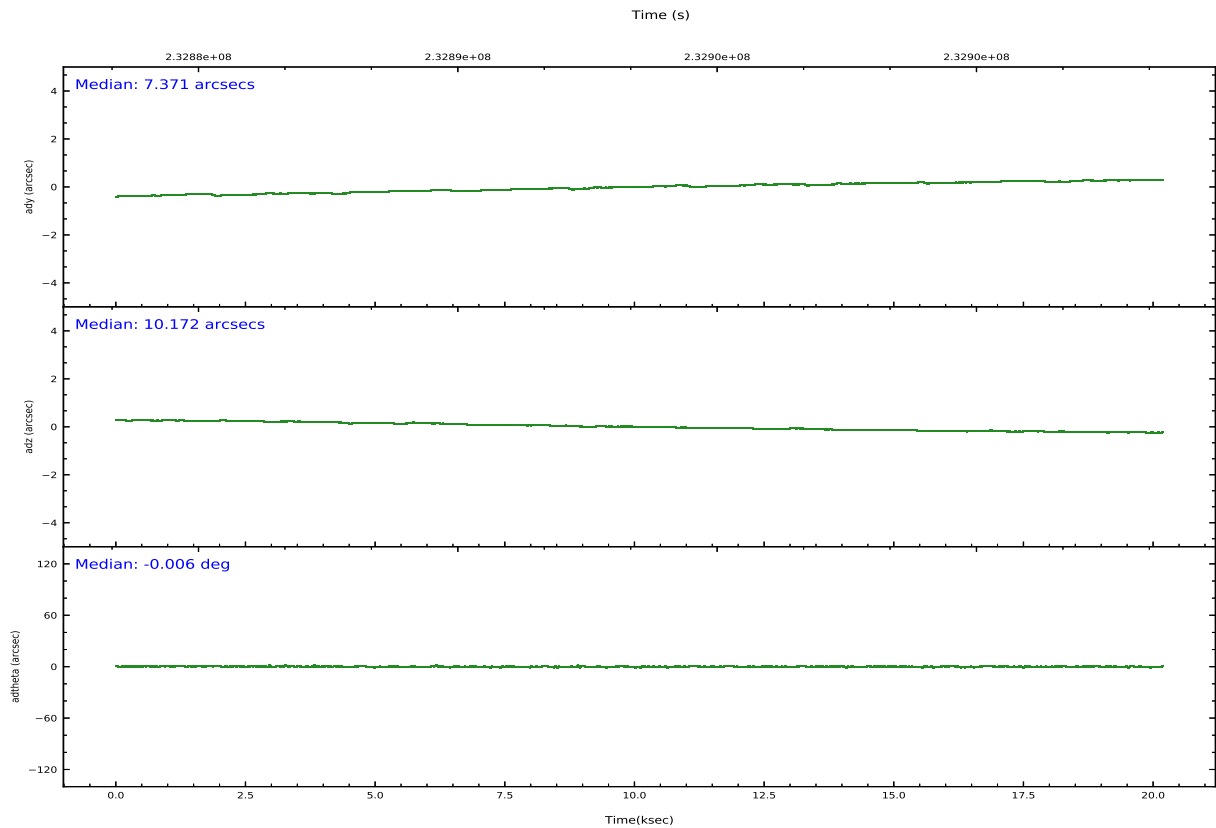
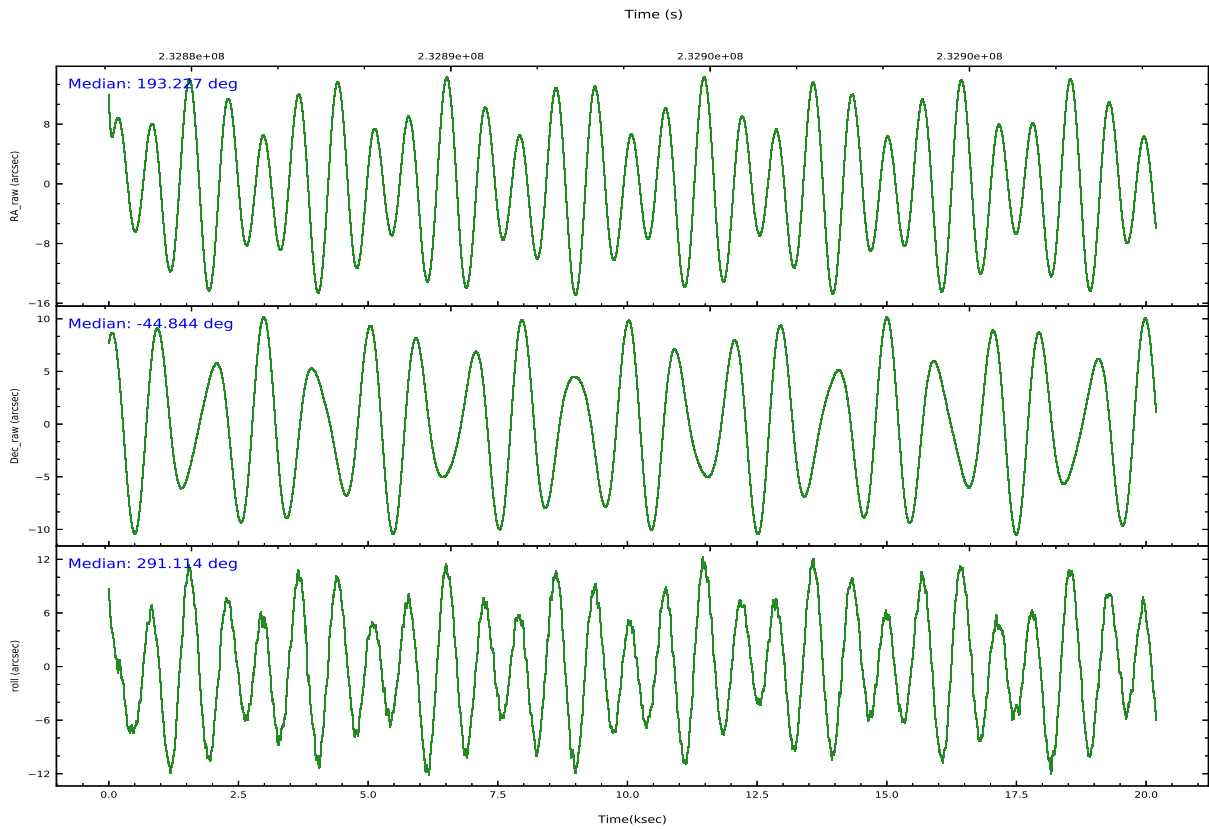
	ccd 2	ccd 3	ccd 6	ccd 7	ccd 8
grade 0 events	7196	7503	6731	6811	12088
	5%	5%	4%	3%	6%
grade 1 events	89	83	51	194	132
	0%	0%	0%	0%	0%
grade 2 events	3338	3162	3631	15290	8196
	2%	2%	2%	8%	4%
grade 3 events	1544	1589	1665	6723	4081
	1%	1%	1%	3%	2%
grade 4 events	1556	1582	1550	6761	3764
	1%	1%	1%	3%	2%
grade 5 events	5325	6211	6633	17995	8361
	3%	4%	4%	9%	4%
grade 6 events	2730	2842	3540	41795	9475
	2%	2%	2%	22%	5%
grade 7 events	112921	111746	113474	92940	128477
	83%	82%	82%	49%	73%

2.2 Compared Parameters

Parameter	Planned	Actual	Parameter	Planned	Actual
Instrument	ACIS	ACIS	Obspar version number	8	8
Detector	ACIS-23678	ACIS-23678	Obspar file type	PREDICTED	ACTUAL
Grating	NONE	NONE	Obspar update status	NONE	UPDATED
Data mode	VFAINT	VFAINT	Number of optional ACIS chips dropped	0	0
Observation mode	POINTING	POINTING	On-chip summing requested	N	N
[deg] Pointing RA	193.196981	193.22224387922	Subarray requested	NONE	NONE
[deg] Pointing Dec	-44.827152	-44.842957666238	Alternating exposures requested	N	N
[deg] Pointing Roll	290.933371	291.11379678456	[s] Primary exposure time	0.000000	3.1
[mm] SIM focus pos	-0.684267	-0.6828225247311905			
[mm] SIM defocus	0	0.001444936568705701			
[mm] SIM translation stage pos	-190.132523	-190.1400660498719			
[mm] SIM translation stage offset	0	0.00754346686406393			
[s] Observation start time (MET)	232883598.184000	232882604.904			
Observation start date	2005-05-19T09:52:14	2005-05-19T09:36:44			
[s] Observation end time (MET)	232903598.184000	232904907.88001			
Observation end date	2005-05-19T15:25:34	2005-05-19T15:48:27			
Read mode	TIMED	TIMED			

2.3 Aspect



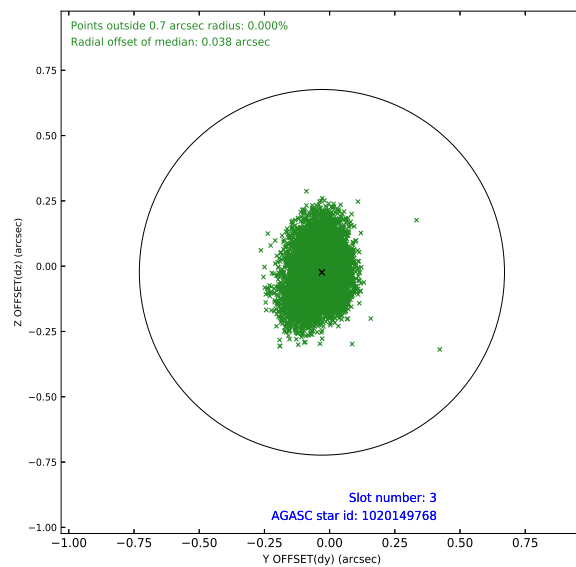
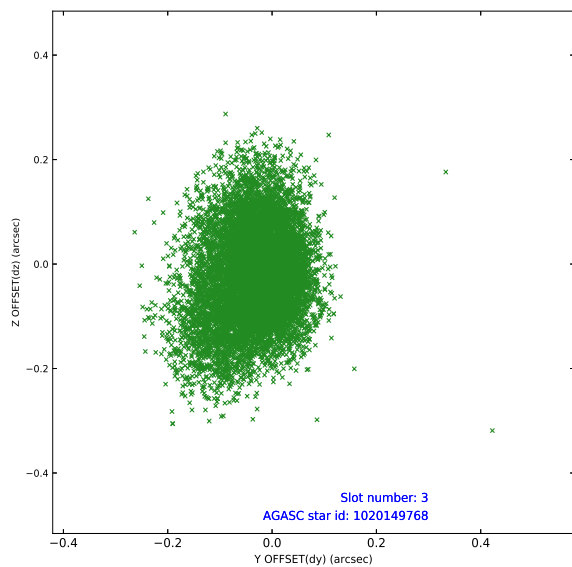


Slot Statistics

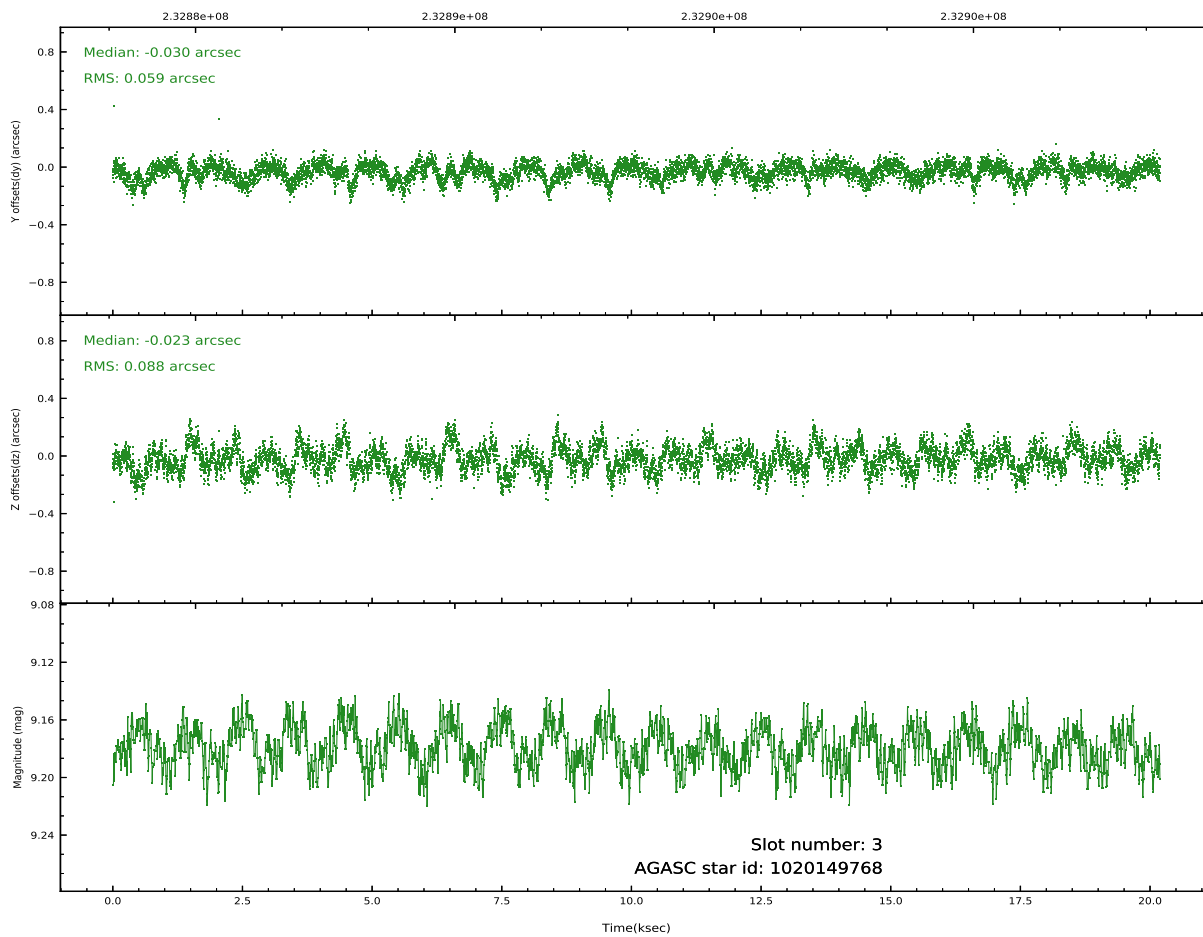
slot	status	used	id	mag	n_pts	frac_pts	med_dy	med_dz	dr1	dr2	ra	dec	mean_y	mea
0	FID		ACIS-S-2	7.10	4926	1.000	-0.078	-0.057	0.009	0.015	0.000000	0.000000	-760.11	-1731
1	FID		ACIS-S-4	7.20	4926	1.000	0.157	0.053	0.007	0.012	0.000000	0.000000	2153.24	177
2	FID		ACIS-S-5	7.23	4926	1.000	-0.111	0.013	0.008	0.015	0.000000	0.000000	-1812.83	170
3	GUIDE	used	1020149768	9.18	9845	1.000	-0.030	-0.023	0.111	0.190	192.336729	-44.824922	-780.89	-2052
4	GUIDE	used	1020264984	9.66	9845	1.000	-0.050	0.080	0.096	0.154	193.564538	-44.401472	-1091.40	1429
5	GUIDE	used	1020273696	9.20	9839	1.000	0.049	-0.028	0.089	0.141	192.567640	-44.613633	-1287.93	-1234
6	GUIDE	used	1080691784	7.62	9851	1.000	-0.076	-0.010	0.058	0.090	193.632822	-45.270592	1888.47	459
7	GUIDE	used	1080694648	9.42	9838	1.000	0.109	-0.017	0.090	0.145	193.476401	-45.109196	1203.88	299

2.4 Star Slots

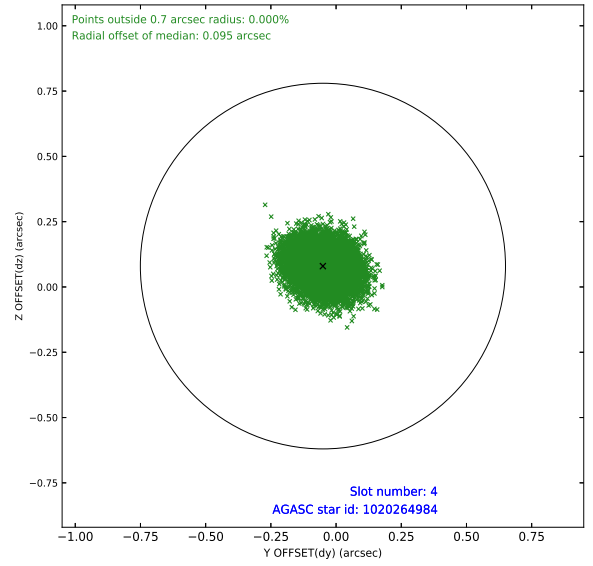
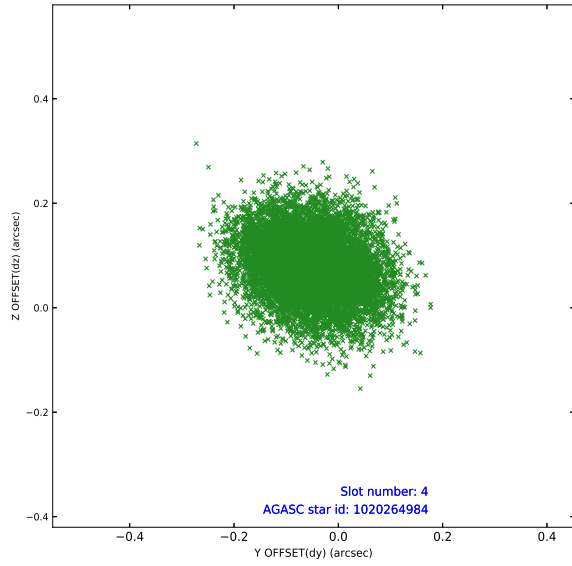
2.4.1 Slot 3



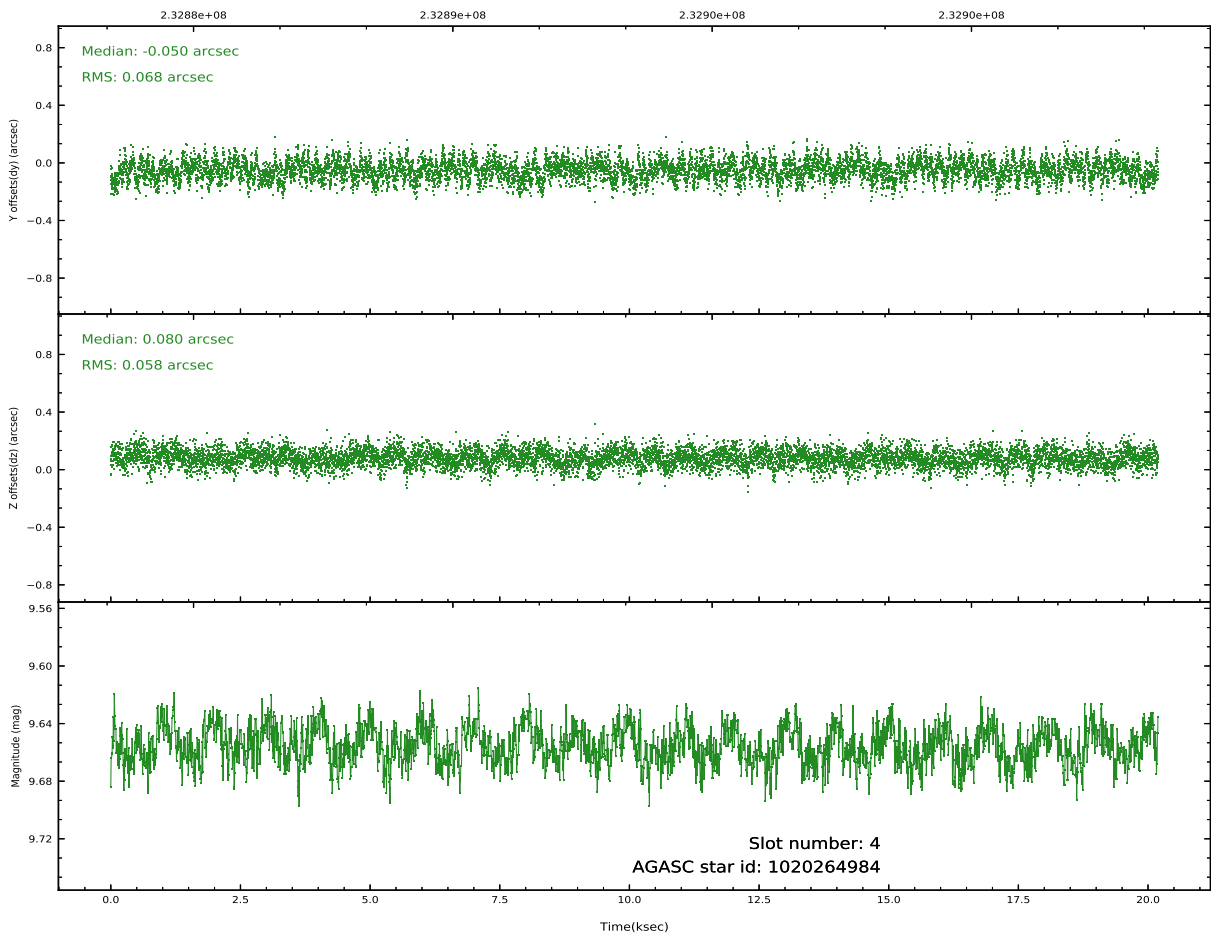
Time (s)



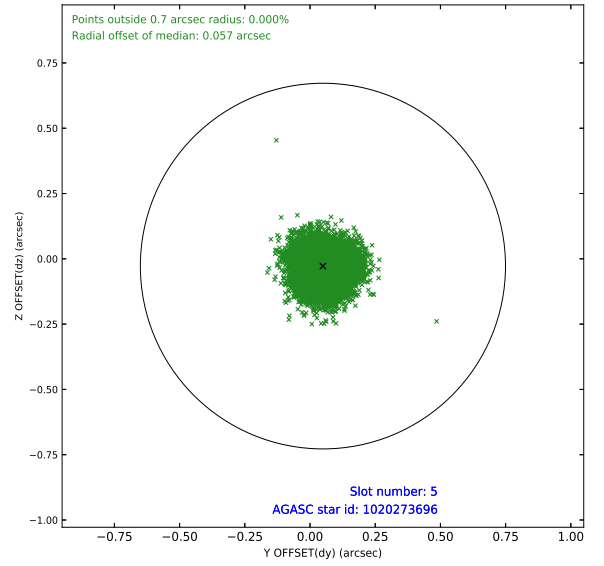
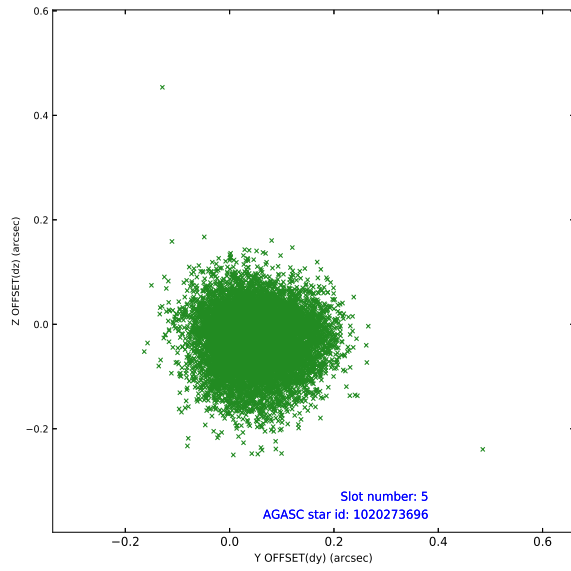
2.4.2 Slot 4



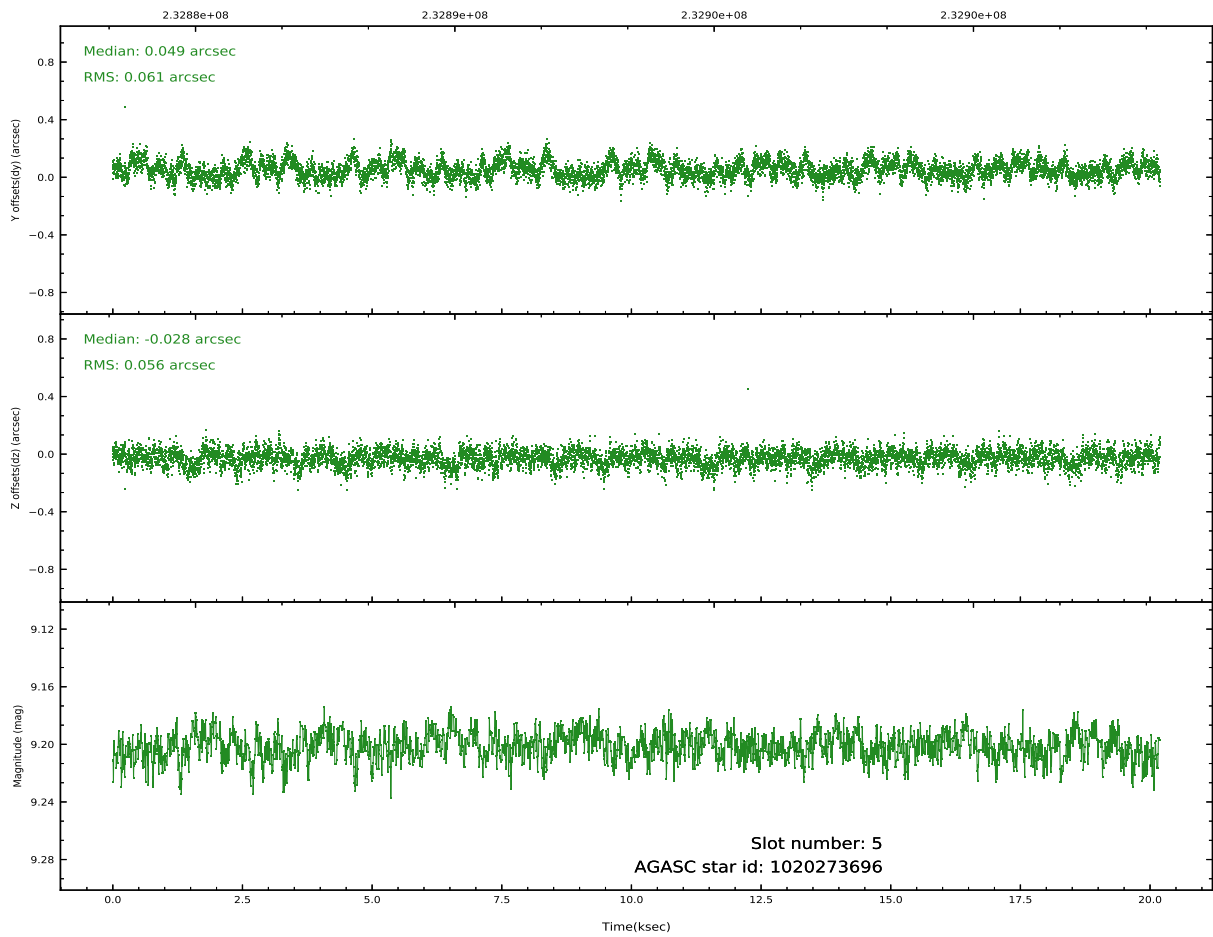
Time (s)



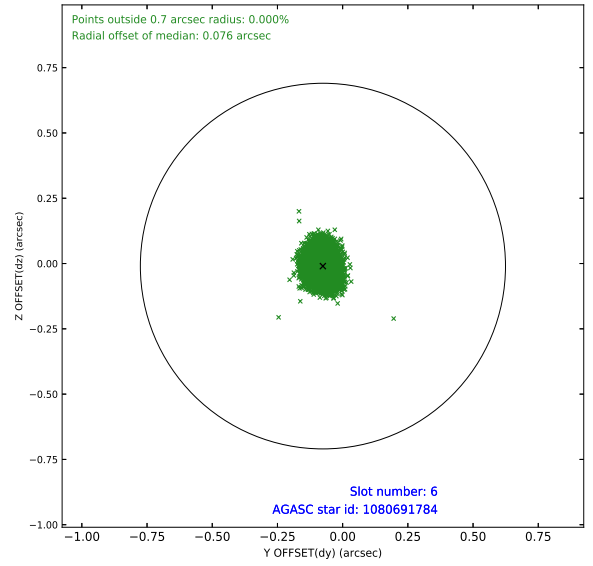
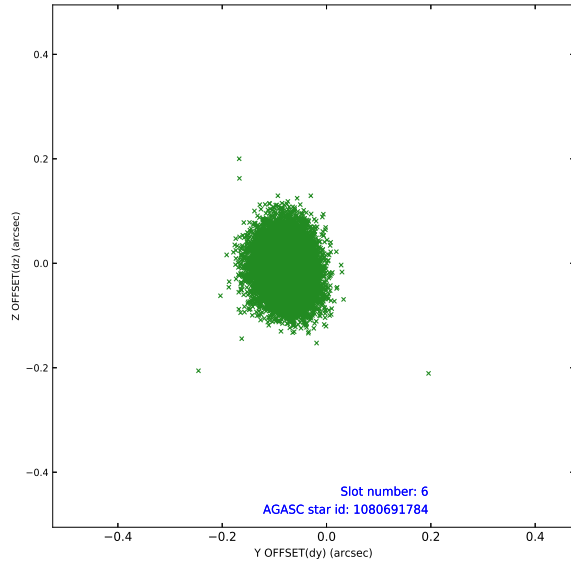
2.4.3 Slot 5



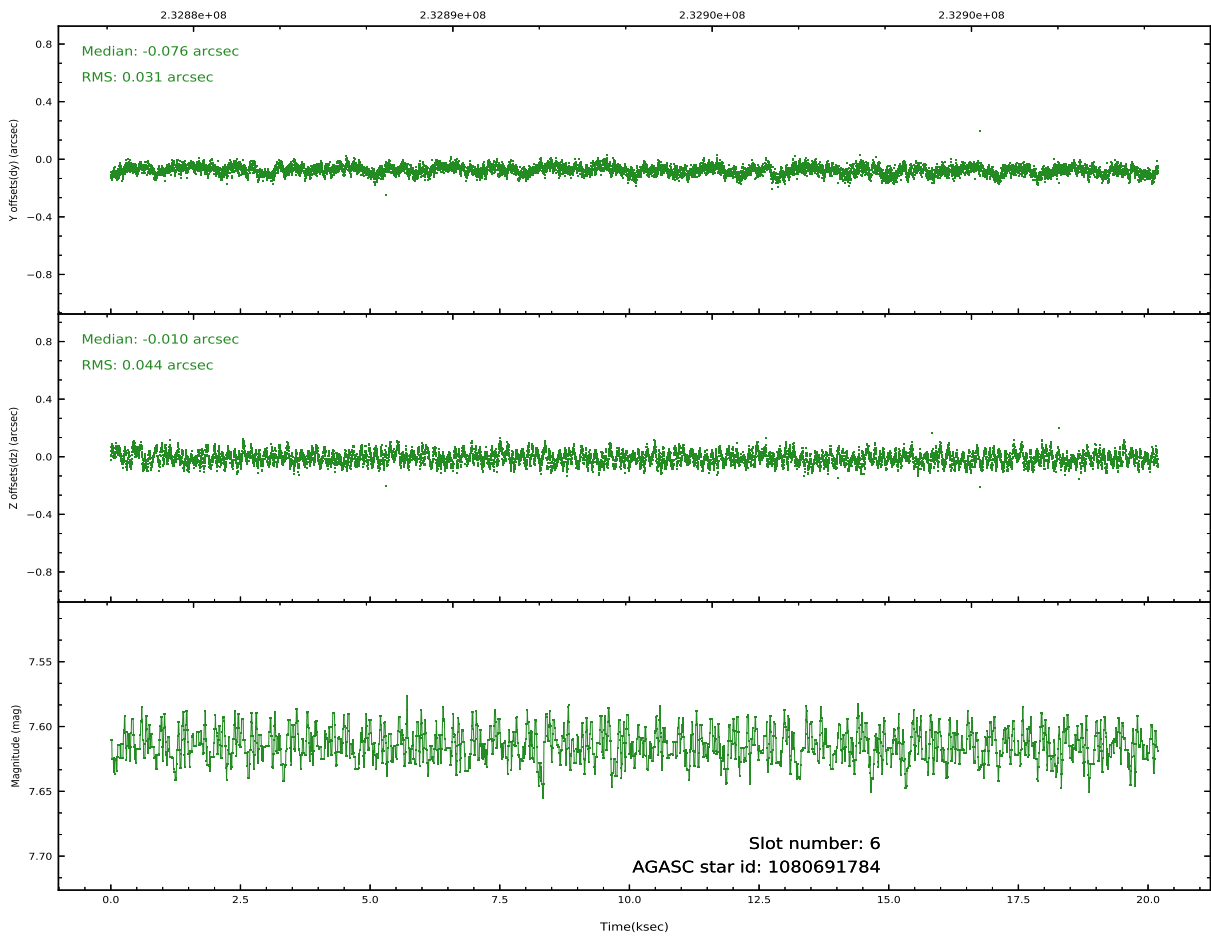
Time (s)



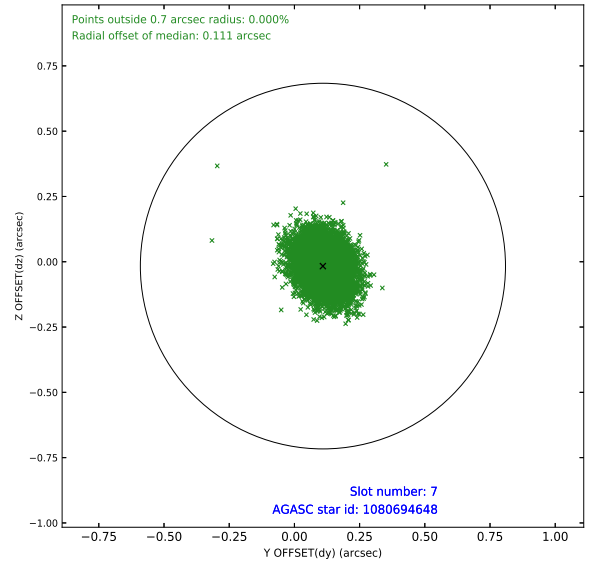
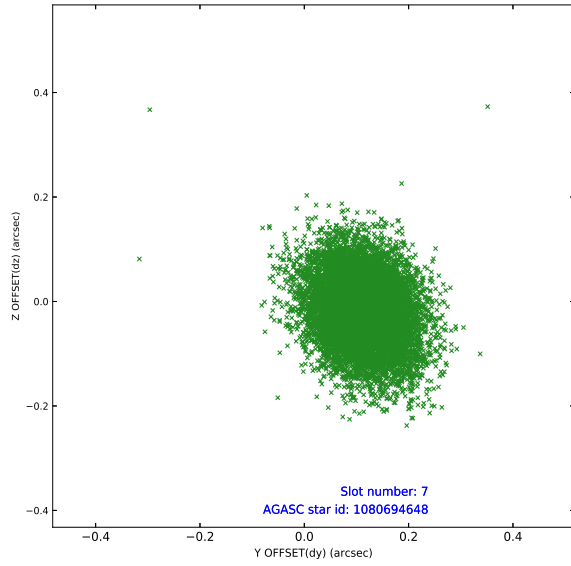
2.4.4 Slot 6



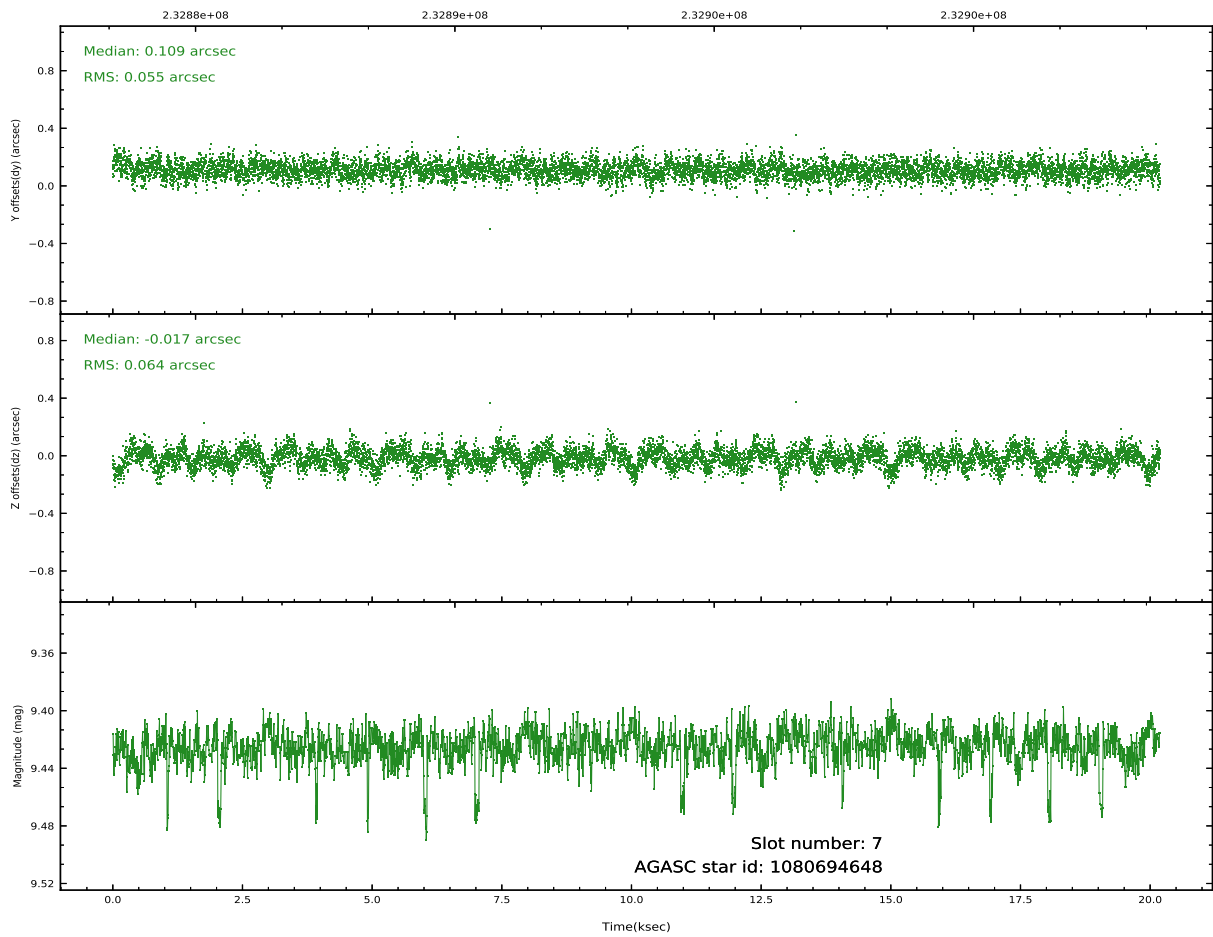
Time (s)



2.4.5 Slot 7

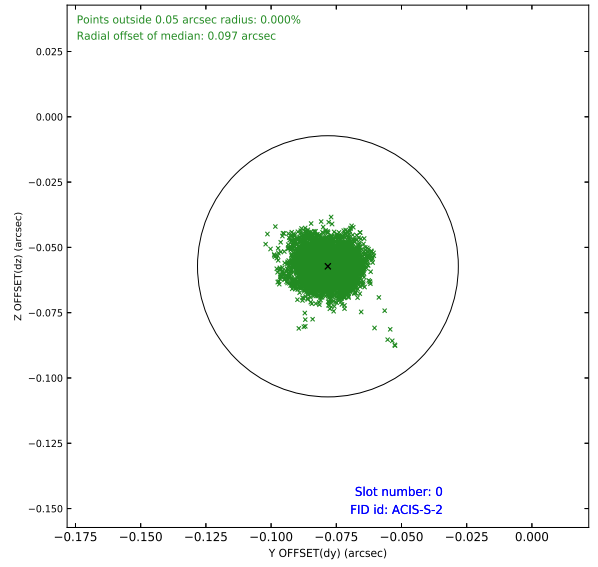
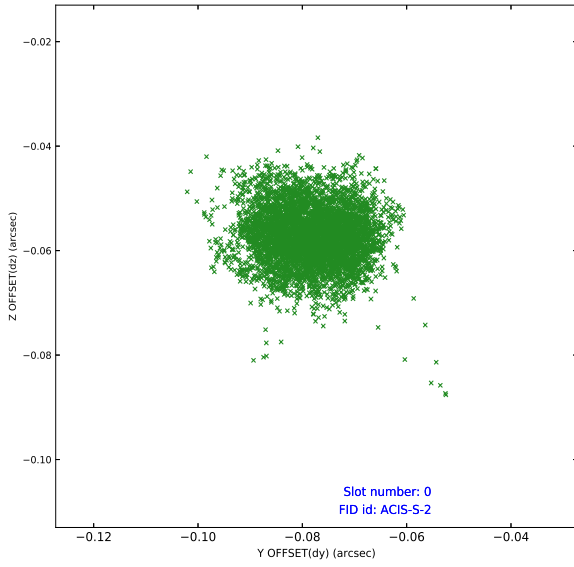


Time (s)

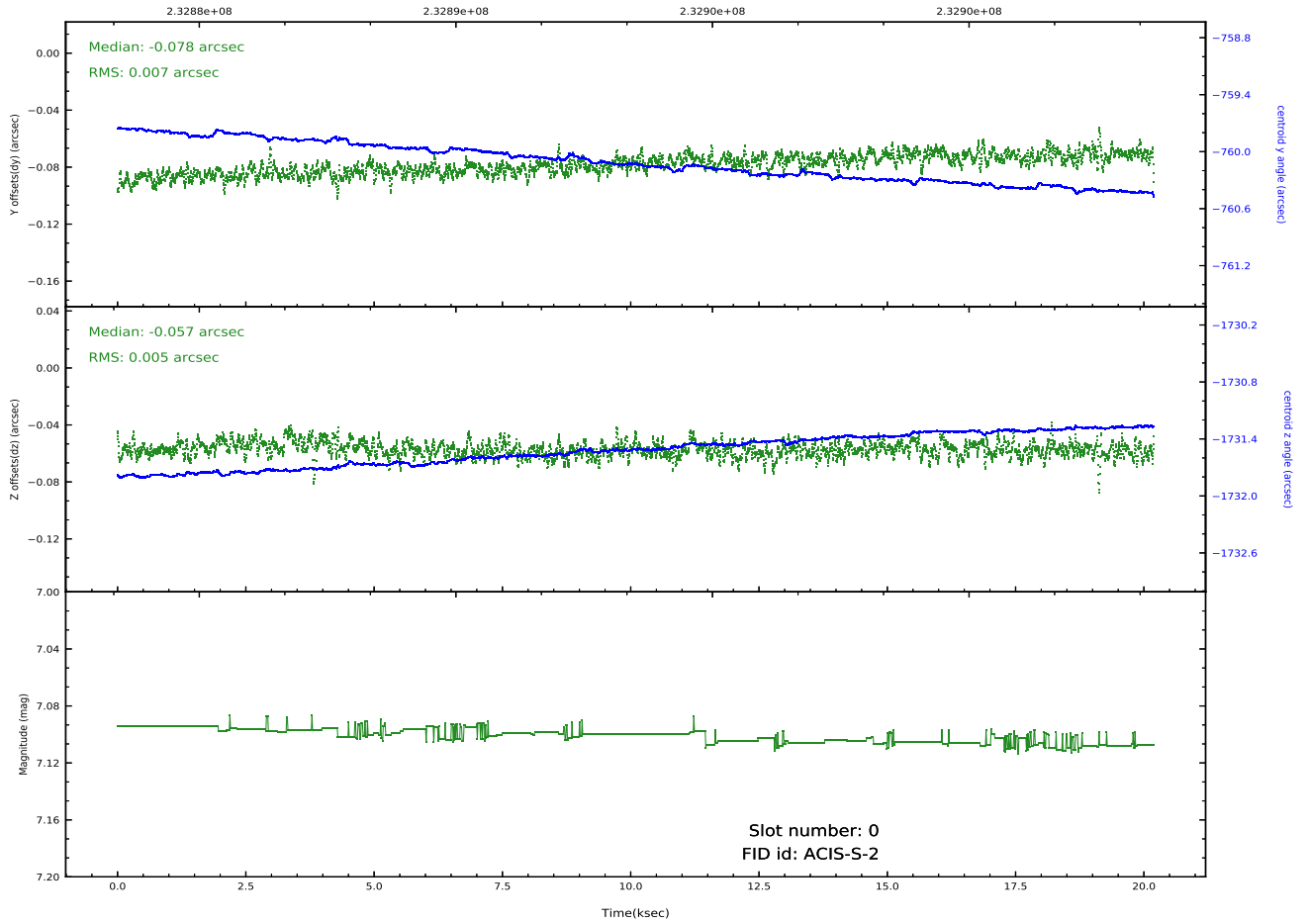


2.5 FID Slots

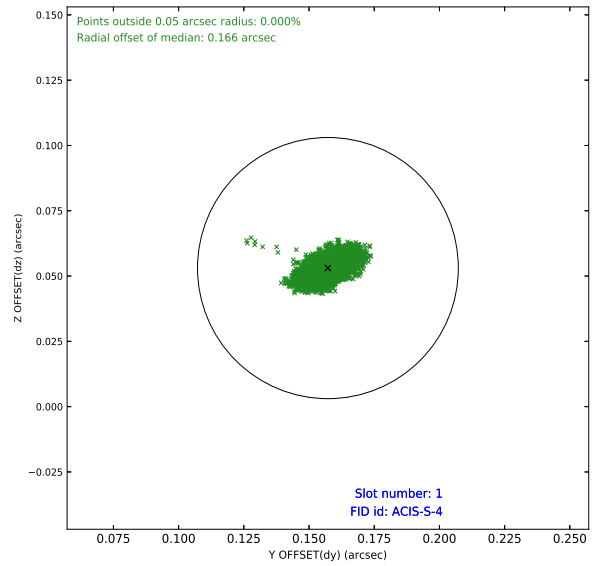
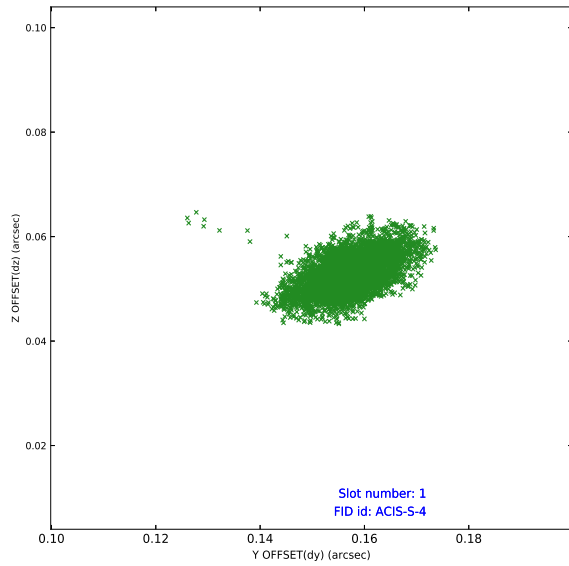
2.5.1 Slot 0



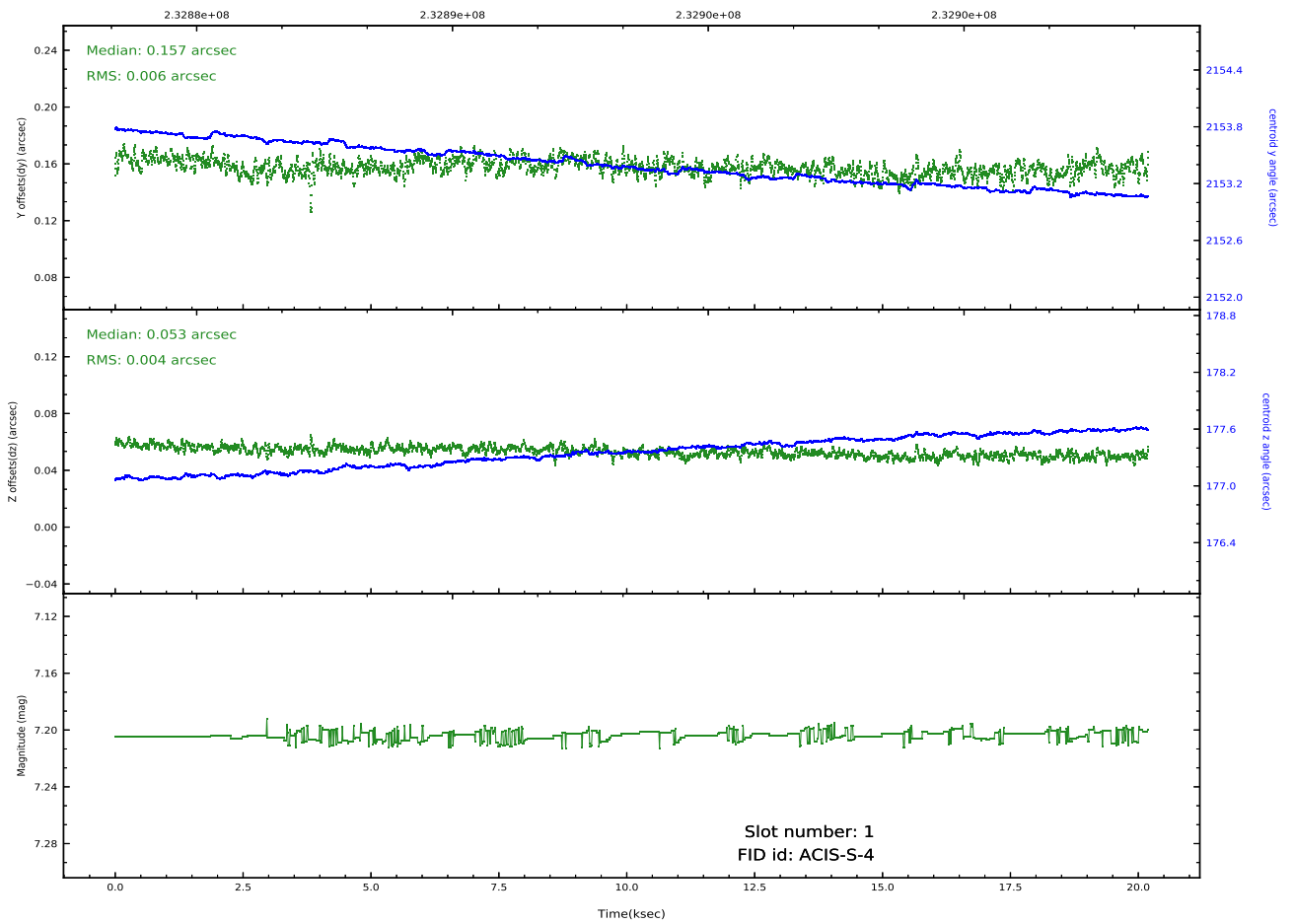
Time (s)



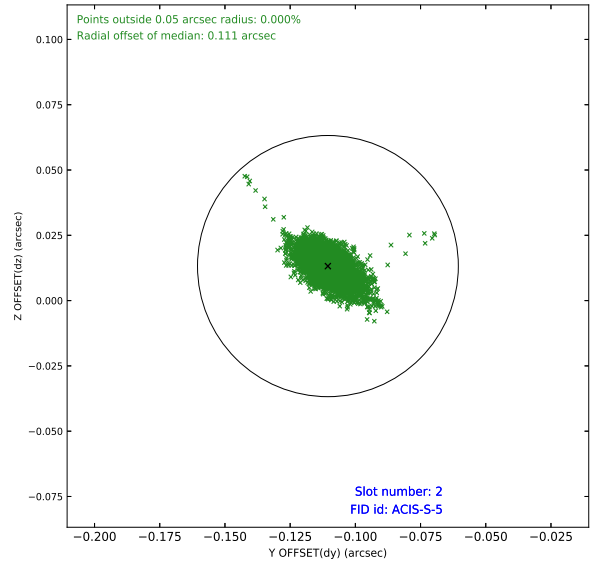
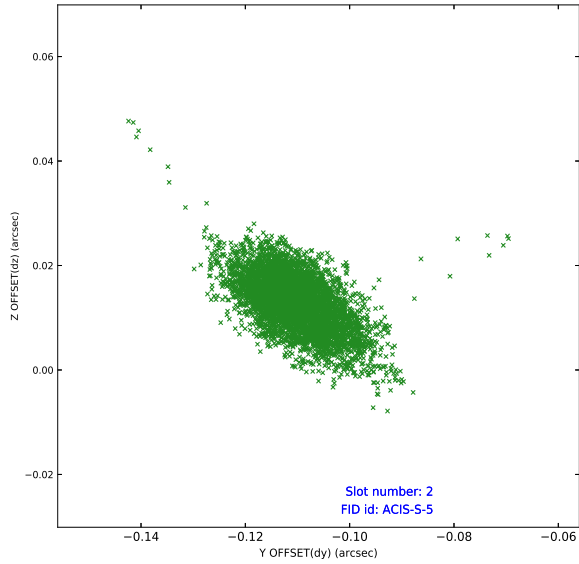
2.5.2 Slot 1



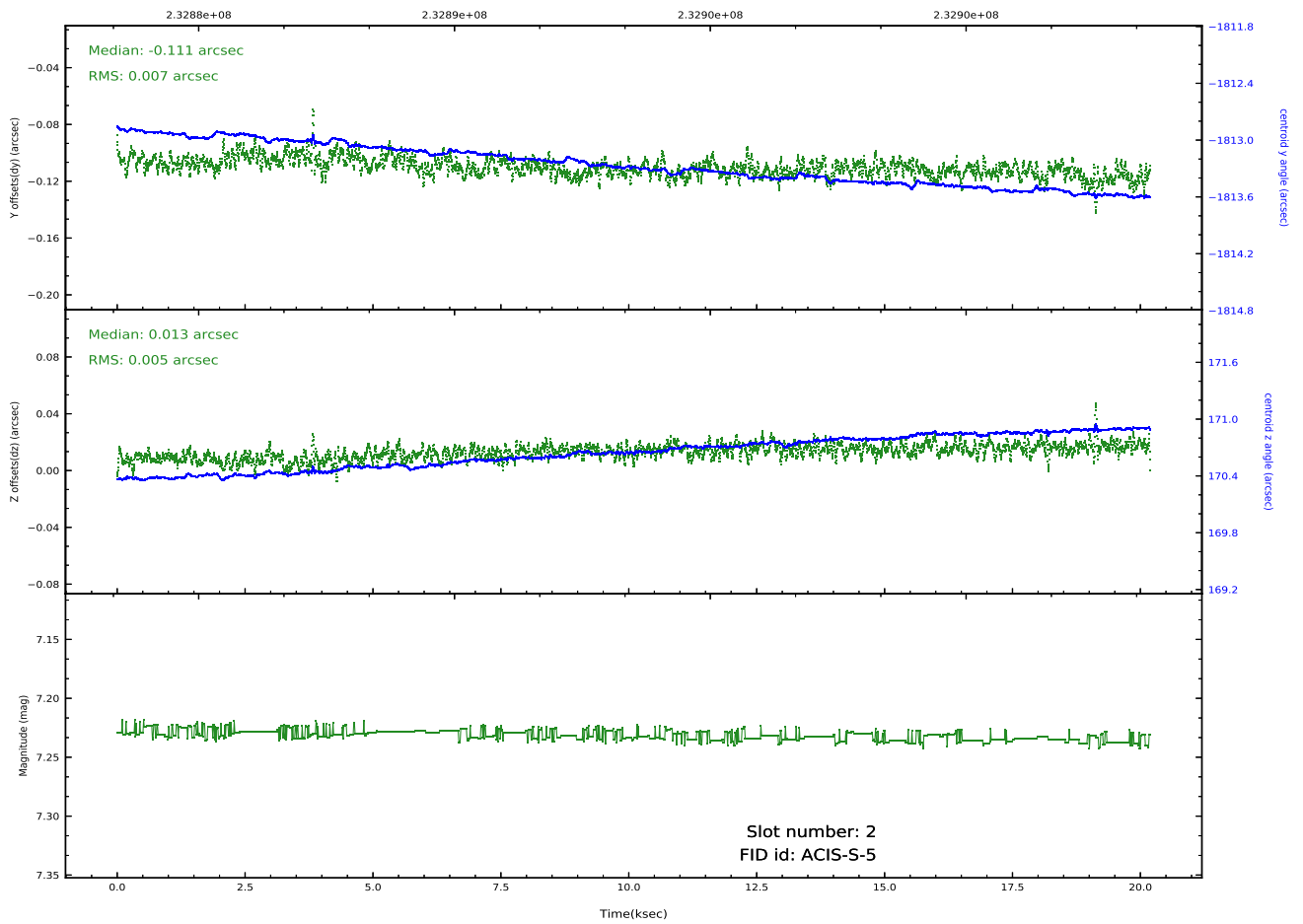
Time (s)



2.5.3 Slot 2



Time (s)



A Summary

A.1 Status

V&V Scientist	Beth Sundheim
V&V Date (YYYY-MM-DD)	2020.10.09
V&V Edition	1
V&V Disposition and Status	OK
V&V Charge Time	20.02909

A.2 Comments