

# V&V Reference Report

## L2 ASCDS Version : 8.2.1

Observation 1268 - L2 Version 4  
Chandra X-Ray Center


L2 Processing Date : Feb 23 2010

## Contents

<b>1</b>	<b>Front</b>	<b>2</b>
<b>2</b>	<b>OBI</b>	<b>3</b>
2.1	OBI . . . . .	3
2.1.1	Images . . . . .	3
2.1.2	Bias . . . . .	3
2.1.3	Parameters . . . . .	4
2.1.4	Events . . . . .	4
2.2	Compared Parameters . . . . .	5
2.3	Aspect . . . . .	6
2.4	Star Slots . . . . .	9
2.4.1	Slot 3 . . . . .	9
2.4.2	Slot 4 . . . . .	10
2.4.3	Slot 5 . . . . .	11
2.5	FID Slots . . . . .	12
2.5.1	Slot 0 . . . . .	12
2.5.2	Slot 1 . . . . .	13
2.5.3	Slot 2 . . . . .	14
<b>3</b>	<b>Point Sources</b>	<b>15</b>
<b>A</b>	<b>Summary</b>	<b>16</b>
A.1	Status . . . . .	16
A.2	Comments . . . . .	16

# 1 Front


seq_num	880218	Sequence number
obs_id	1268	Observation id
title	&#160	Proposal title
observer	Dr. CXC Calibration	Principal investigator
object	RXJ003033.2+261819	Source name
dtcycle	0	&#160
cycle	P	events from which exps? Prim/Second/Both
ra_targ	7.638333	Observer's specified target RA
dec_targ	26.305278	Observer's specified target Dec
ra_nom	7.6366866912205	Nominal RA
dec_nom	26.31048513123	Nominal Dec
roll_nom	129.98986557592	Nominal Roll
revision	4	Processing version of data
ontime	3439.9590429962	Sum of GTIs [s]
livetime	3396.4002102991	Livetime [s]
ontime2	3439.9590429962	Sum of GTIs [s]
ontime3	3439.9590429962	Sum of GTIs [s]
ontime5	3439.9590429962	Sum of GTIs [s]
ontime6	3439.9590429962	Sum of GTIs [s]
ontime7	3439.9590429962	Sum of GTIs [s]
ontime8	3439.9590429962	Sum of GTIs [s]
l2events	79546	Number of level 2 events




## 2 OBI

### 2.1 OBI

#### 2.1.1 Images



#### 2.1.2 Bias



### 2.1.3 Parameters

obi_num	0	Obi number	sched_exp_time	3690.000000	Scheduled observation exposure time
ascdsver	8.2.1	ASCDS version number	ontime	3439.9590429962	Sum of GTIs [s]
caldbver	4.1.5	&#160	ontime2	3439.9590429962	Sum of GTIs [s]
date	2010-02-23T21:09:34	Date and time of file creation	ontime3	3439.9590429962	Sum of GTIs [s]
revision	3	Processing version of data	ontime5	3439.9590429962	Sum of GTIs [s]
			ontime6	3439.9590429962	Sum of GTIs [s]
			ontime7	3439.9590429962	Sum of GTIs [s]
			ontime8	3439.9590429962	Sum of GTIs [s]
			l1events	117029	Number of level 1 events

### 2.1.4 Events

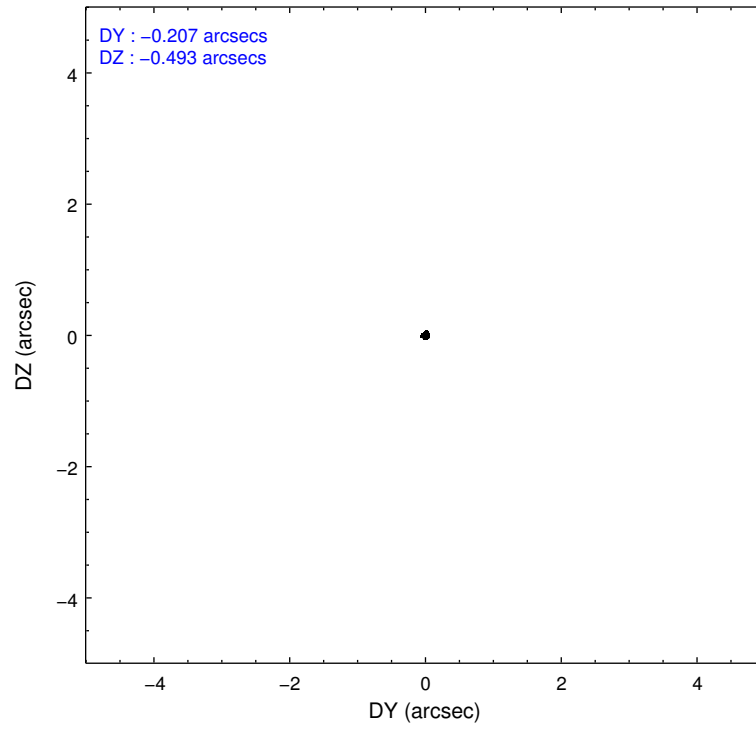
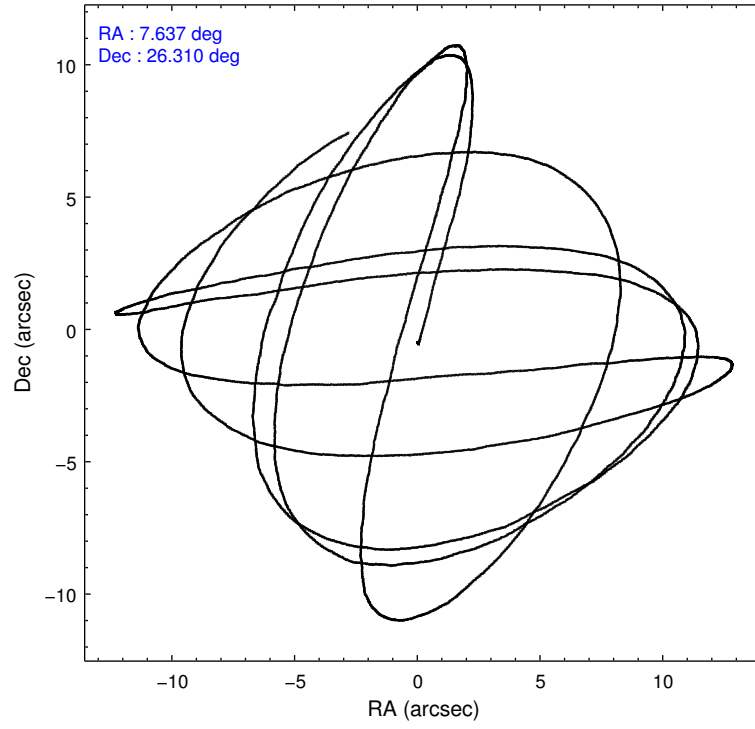
	ccd 2	ccd 3	ccd 5	ccd 6	ccd 7	ccd 8
level 1 events	8239	8400	46105	9272	32826	12187
rejected events	2153	2175	3350	2573	4359	2684
rejected %	26%	25%	7%	27%	13%	22%

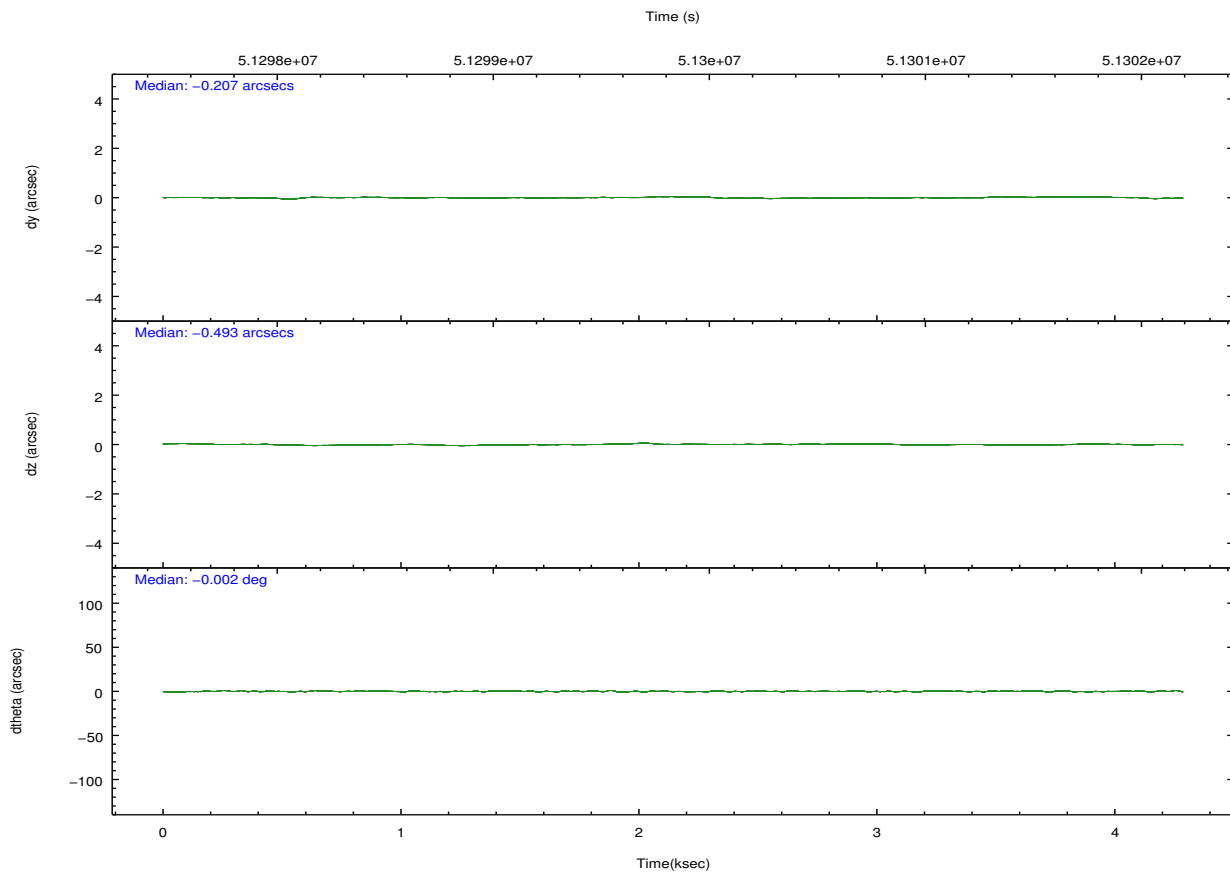
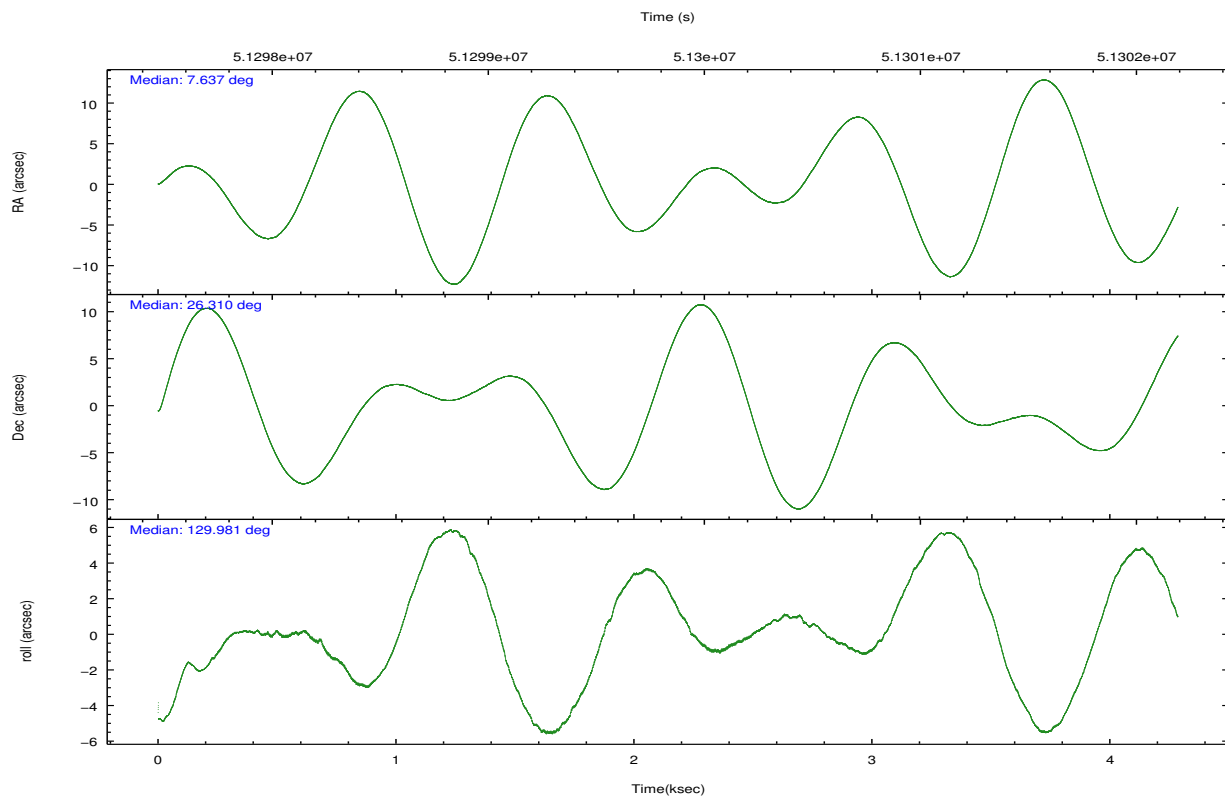
	ccd 2	ccd 3	ccd 5	ccd 6	ccd 7	ccd 8
grade 0 events	1657	1685	11989	1858	1508	2652
	20%	20%	26%	20%	4%	21%
grade 1 events	16	12	152	20	21	29
	0%	0%	0%	0%	0%	0%
grade 2 events	1249	1283	6148	1403	3481	2223
	15%	15%	13%	15%	10%	18%
grade 3 events	554	597	1734	611	2105	774
	6%	7%	3%	6%	6%	6%
grade 4 events	548	544	1617	517	1726	719
	6%	6%	3%	5%	5%	5%
grade 5 events	2126	2155	2862	2545	4312	2652
	25%	25%	6%	27%	13%	21%
grade 6 events	2089	2124	21311	2318	19666	3138
	25%	25%	46%	25%	59%	25%
grade 7 events	0	0	292	0	7	0
	0%	0%	0%	0%	0%	0%

## 2.2 Compared Parameters

Parameter	Planned	Actual	Parameter	Planned	Actual
Instrument	ACIS	ACIS	Obspar format version number	6	6
Detector	ACIS-235678	ACIS-235678	Obspar file type	PREDICTED	ACTUAL
Grating	NONE	NONE	Obspar update status	NONE	UPDATED
Data mode	FAINT	FAINT	Number of optional ACIS chips dropped	0	0
Observation mode	POINTING	POINTING	On-chip summing requested	N	N
Pointing RA	7.665568	7.636686691220479	Subarray requested	NONE	NONE
Pointing Dec	26.300468	26.31048513123039	Alternating exposures requested	N	N
Pointing Roll	129.820430	129.9898655759189	Primary exposure time	0.000000	3.2
SIM focus pos (mm)	-0.684267	-0.865731118321573			
SIM defocus (mm)	0	-0.1814636570216768			
SIM translation stage pos (mm)	-190.132523	-190.1325231039672			
SIM translation stage offset (mm)	0	5.209593894051068e-07			
Observation start time	51298144.184000	51297490.434359			
Observation start date	1999-08-17T17:28:00	1999-08-17T17:18:10			
Observation end time	51301834.184000	51301976.347017			
Observation end date	1999-08-17T18:29:30	1999-08-17T18:32:56			
Read mode	TIMED	TIMED			

## 2.3 Aspect



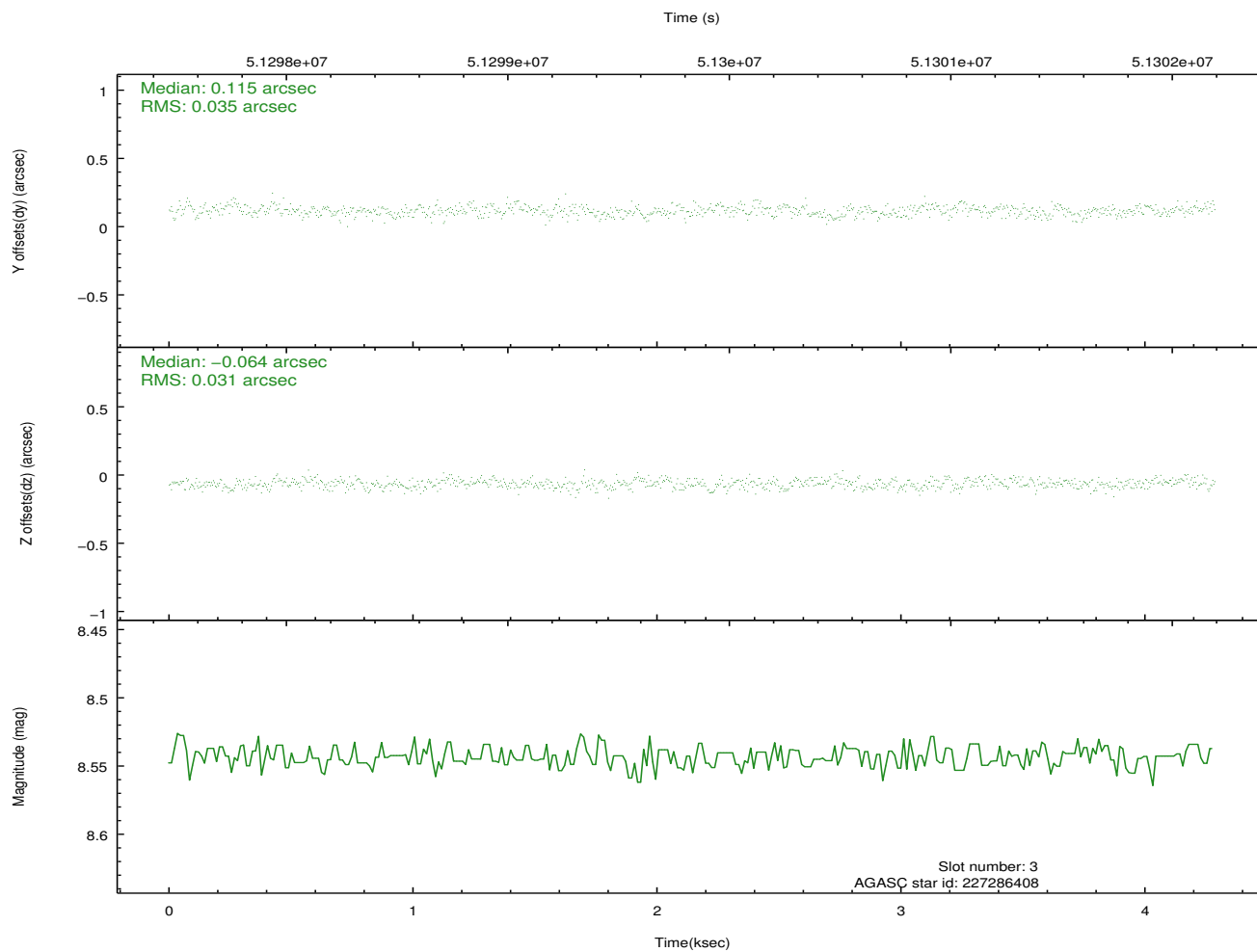
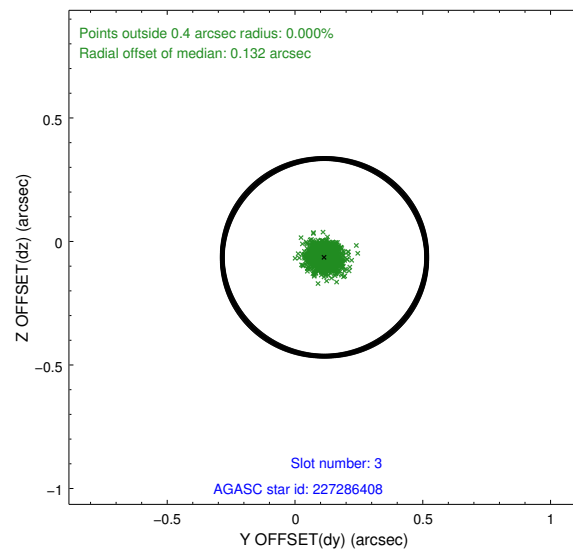
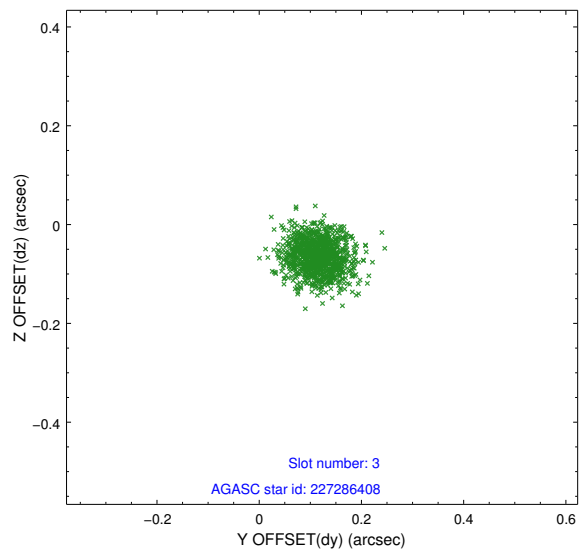


### Slot Statistics

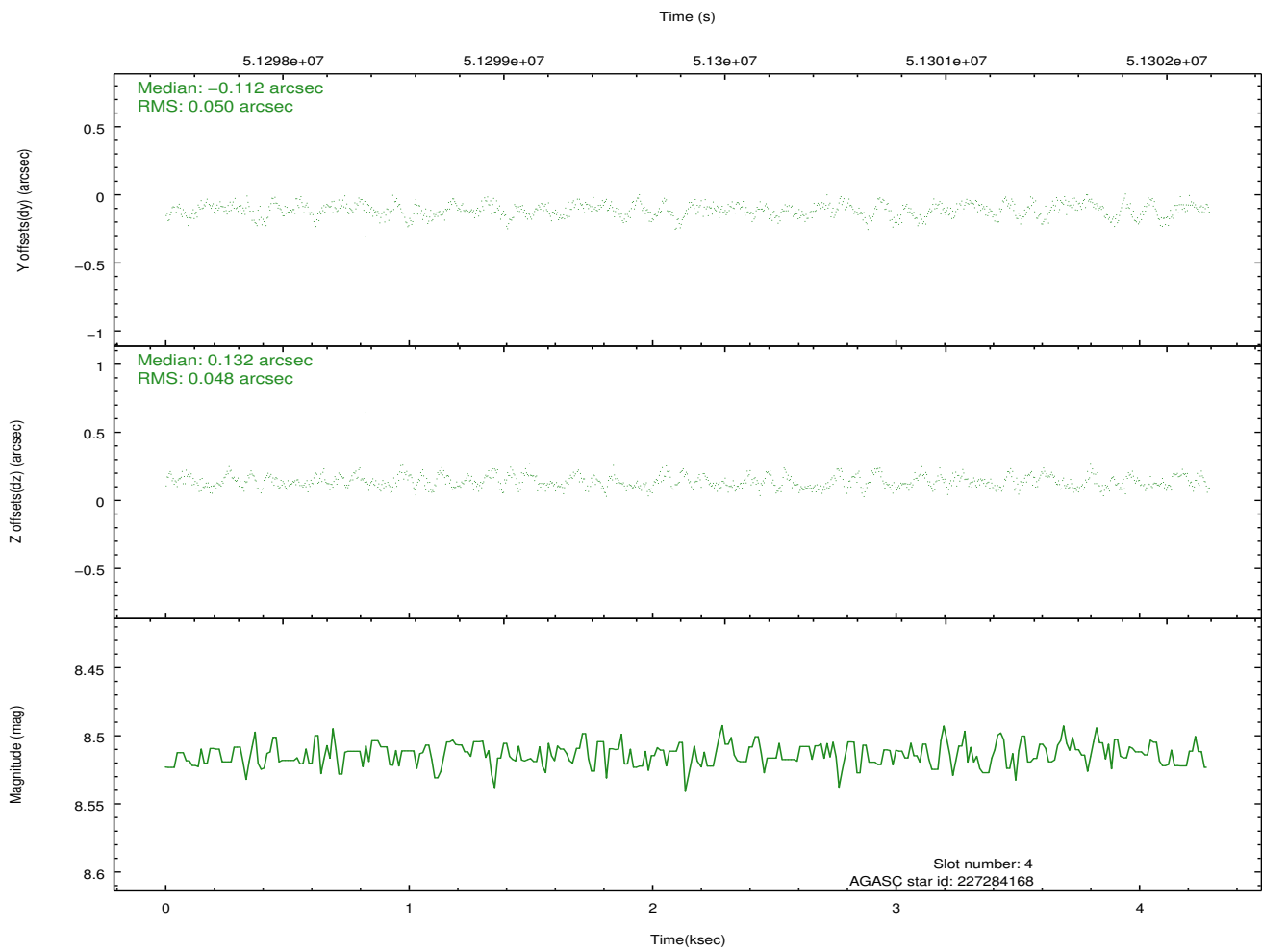
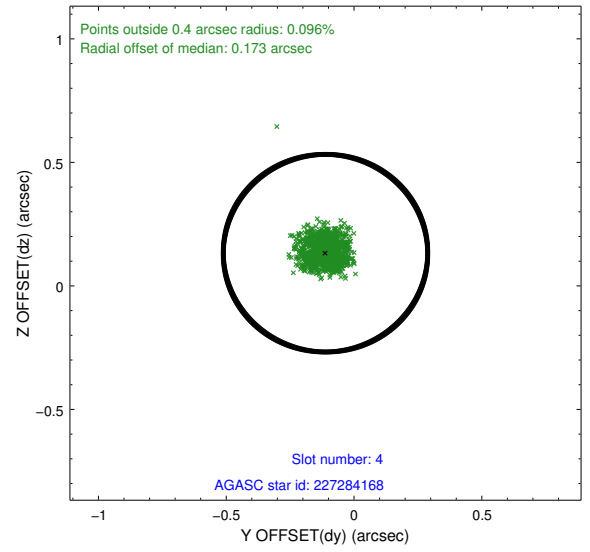
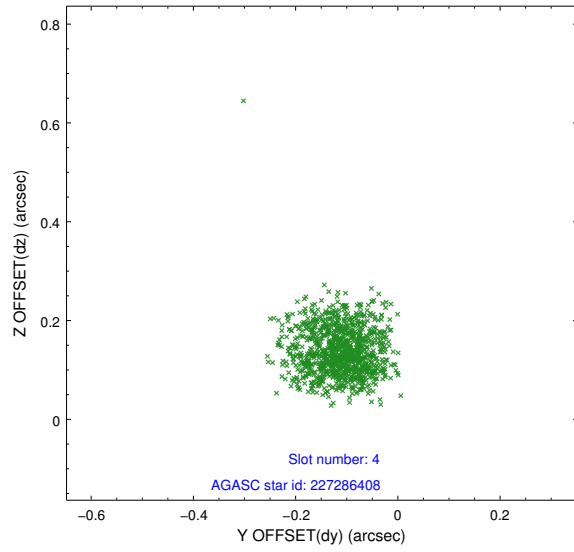
slot	status	id	mag	n_pts	med_dy	med_dz	dr1	dr2	ra	dec	mean_y	mean_z
0	FID	ACIS-S-2	7.13	1043	-0.019	-0.029	0.006	0.010	0.000000	0.000000	-752.40	-1720.60
1	FID	ACIS-S-4	7.22	1042	0.136	0.017	0.005	0.010	0.000000	0.000000	2160.38	186.32
2	FID	ACIS-S-5	7.25	1043	-0.148	0.021	0.007	0.011	0.000000	0.000000	-1803.43	181.77
3	GUIDE	227286408	8.54	1043	0.115	-0.064	0.050	0.080	7.352499	26.495316	1185.47	324.73
4	GUIDE	227284168	8.51	1043	-0.112	0.132	0.074	0.114	7.338725	26.871683	2253.46	-510.91
5	GUIDE	227289528	9.24	1042	-0.007	-0.072	0.080	0.124	6.878527	26.412714	1943.03	1684.92
6	UNUSED		0.00	0	0.000	0.000	0.000	0.000	0.000000	0.000000	0.00	0.00
7	UNUSED		0.00	0	0.000	0.000	0.000	0.000	0.000000	0.000000	0.00	0.00

## 2.4 Star Slots

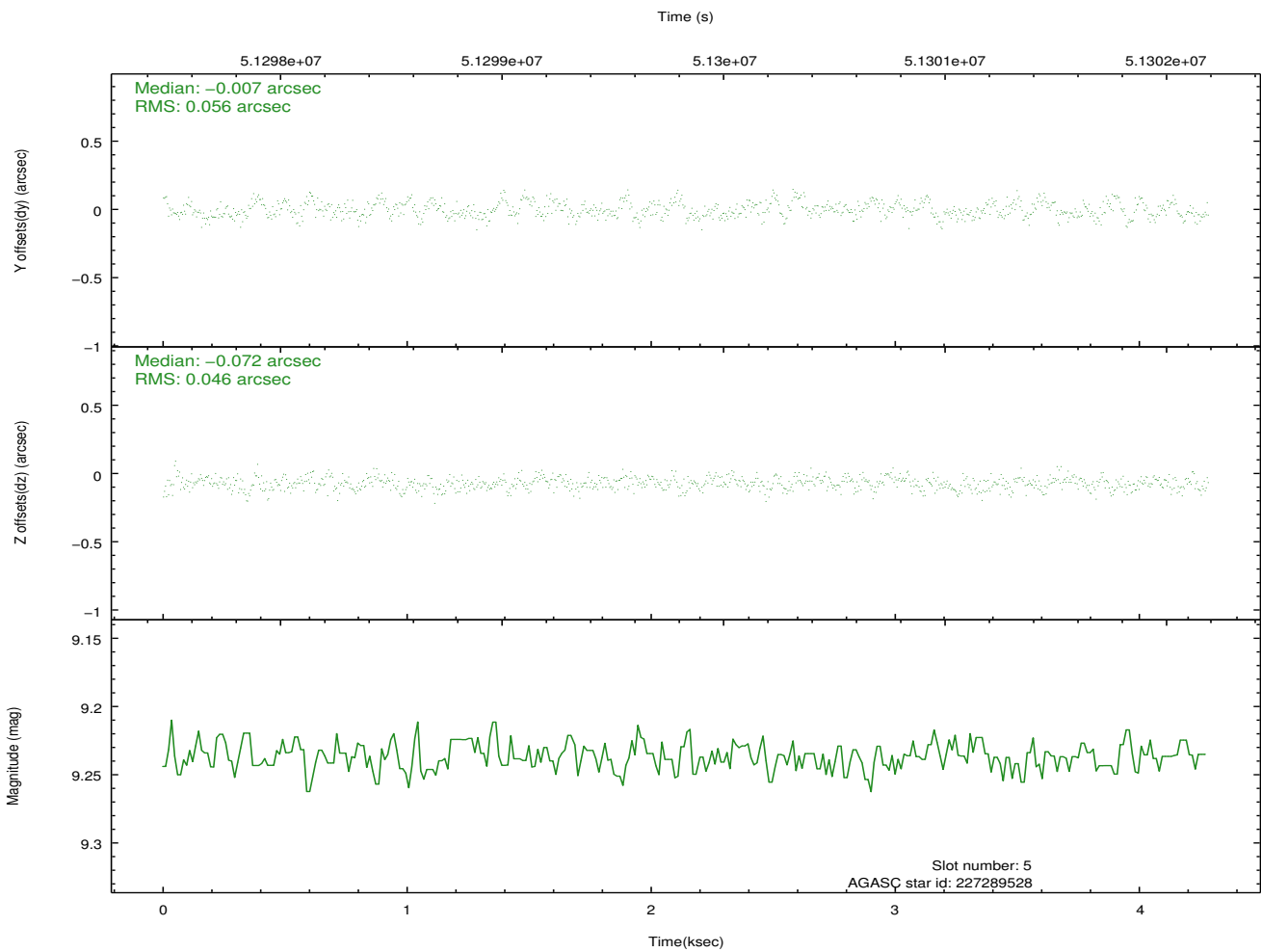
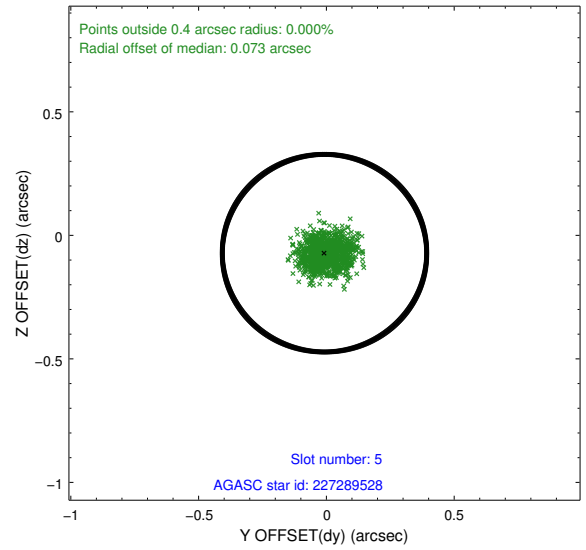
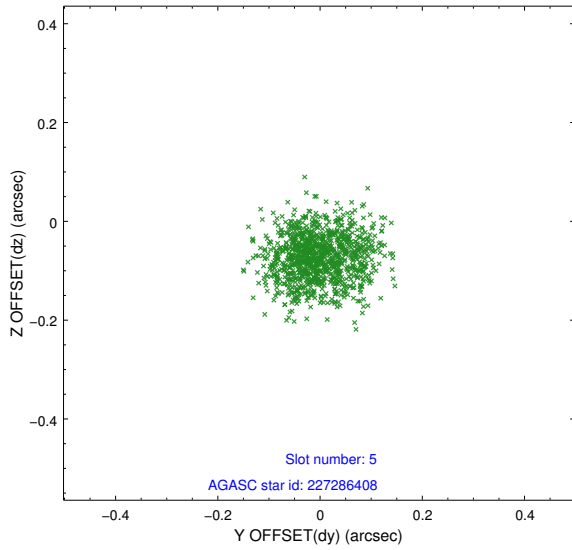
### 2.4.1 Slot 3



## 2.4.2 Slot 4

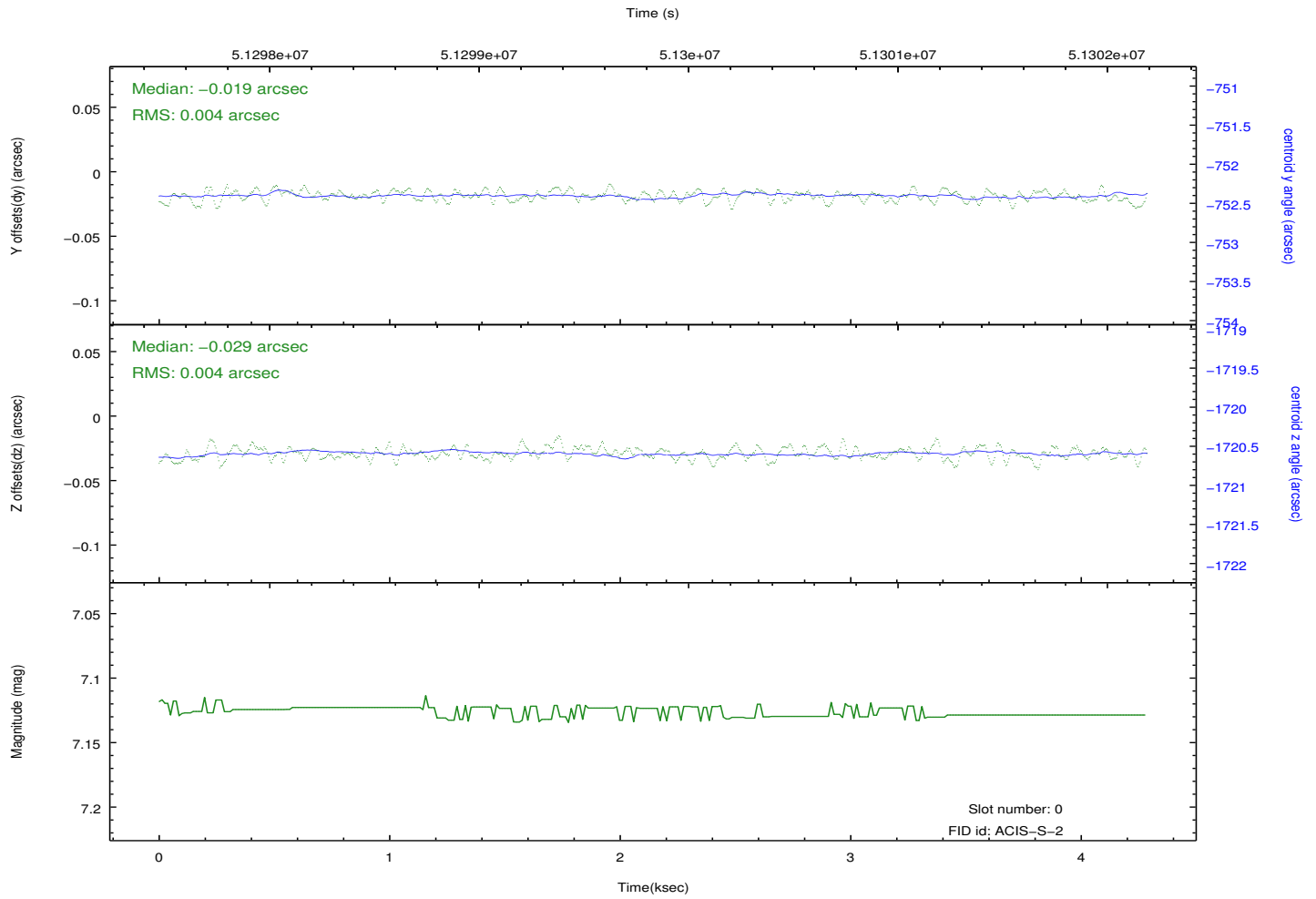
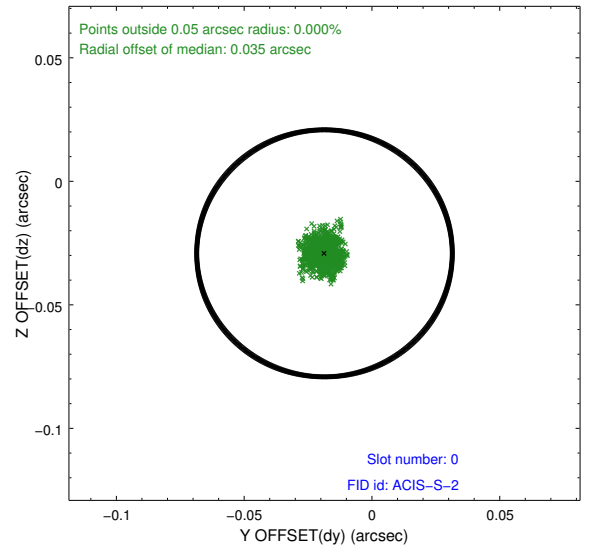
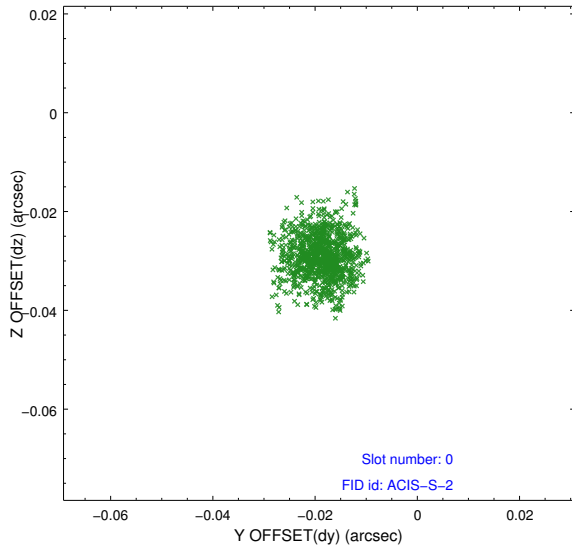


### 2.4.3 Slot 5

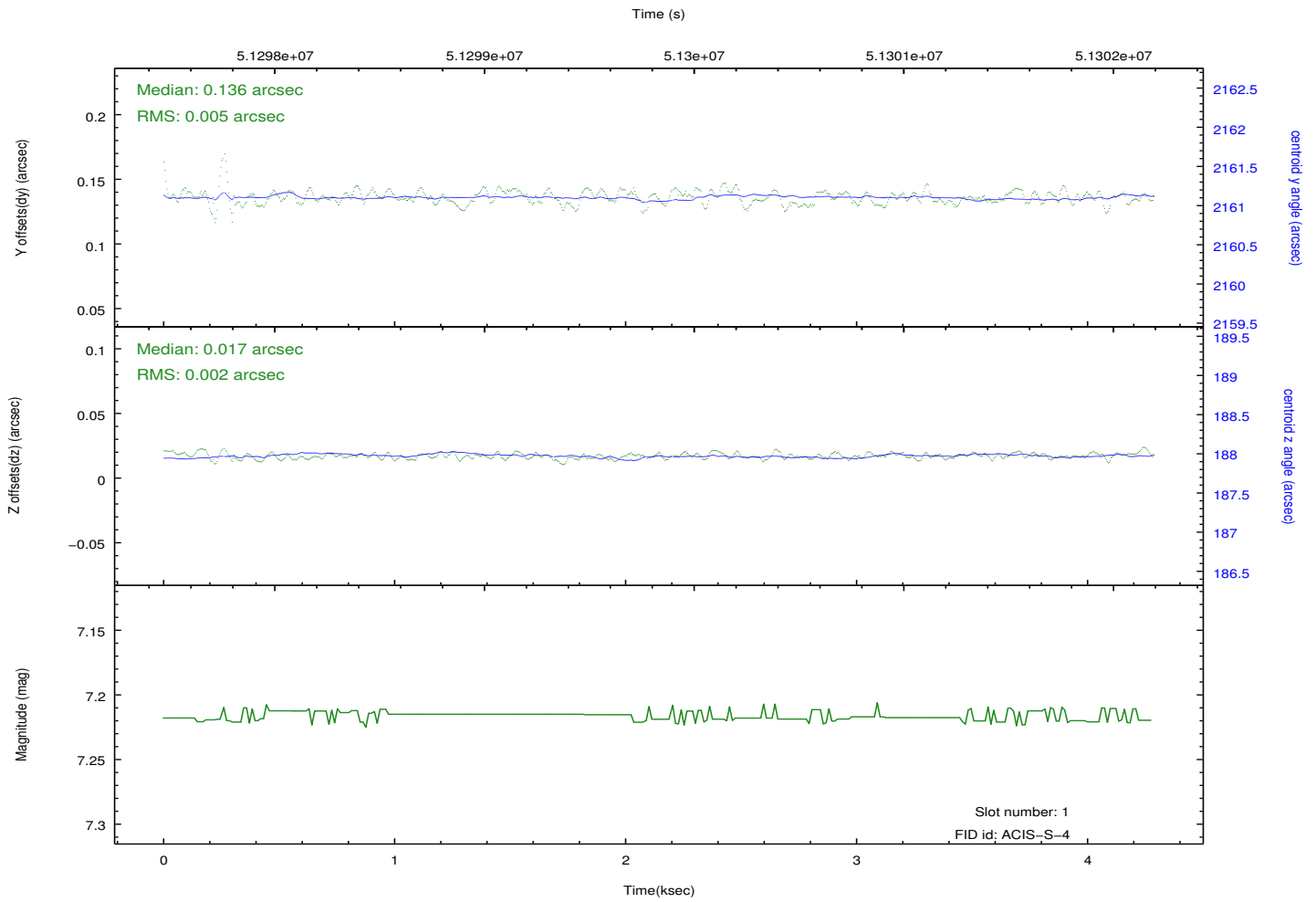
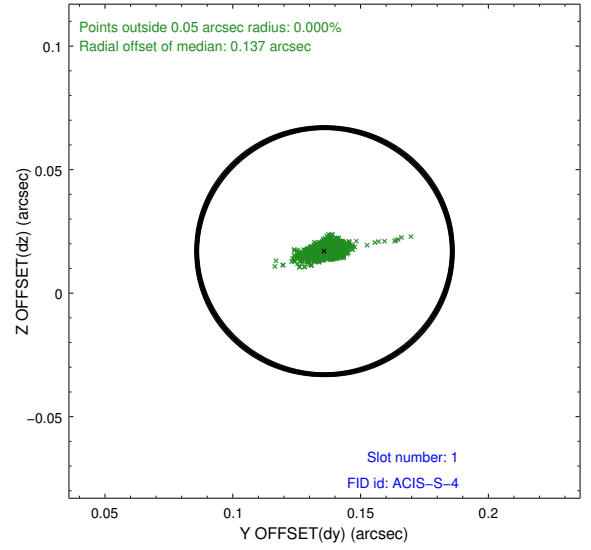
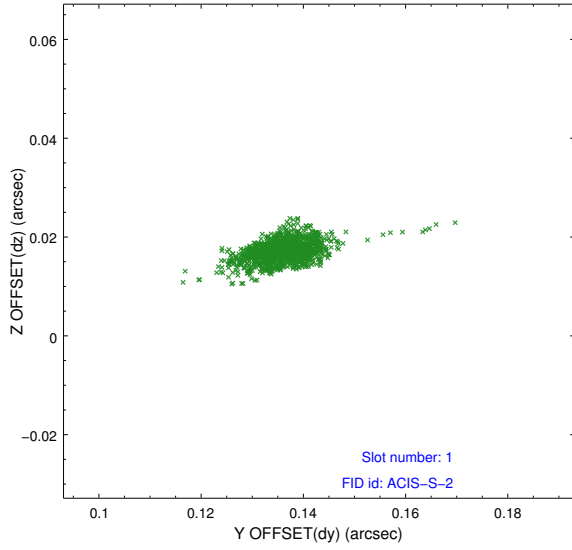


## 2.5 FID Slots

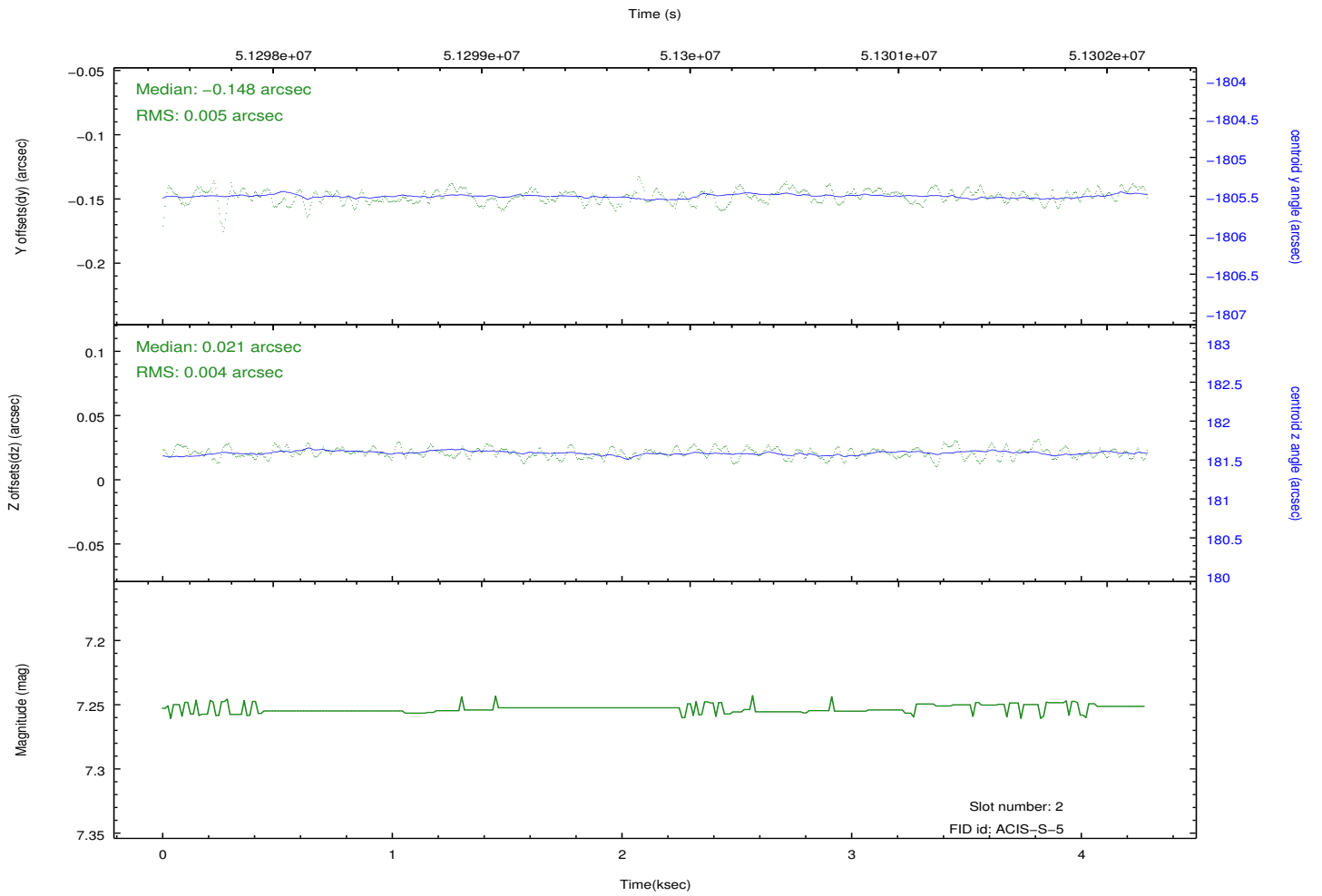
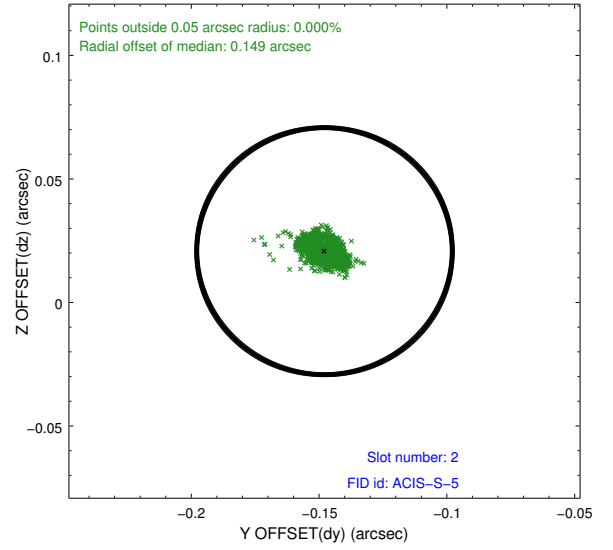
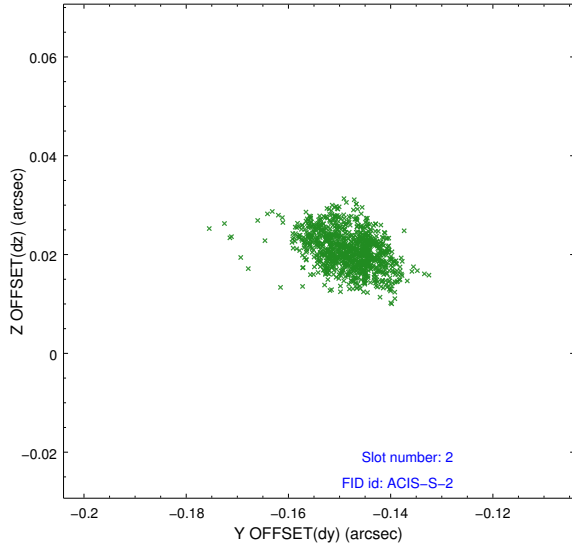
### 2.5.1 Slot 0




## 2.5.2 Slot 1



### 2.5.3 Slot 2



### 3 Point Sources



# A Summary

## A.1 Status

V&V Scientist	Joy Nichols
V&V Date (YYYY-MM-DD)	2016.04.12
V&V Edition	2
V&V Disposition and Status	OK
V&V Charge Time	3.446

## A.2 Comments

The focal plane temperature is approximately -100C during this observation. This reprocessing of the data applies no CTI correction because none is available for this temperature at present.

The ACIS CTI correction has not been calibrated at this temperature because it was early in the mission, and ACIS had not yet been lowered to the standard -119.7 C. Both front and back illuminated chips are affected. However a T\_GAIN correction has been applied to the BI chips (ACIS-5 and ACIS-7) data included here.

The ACIS spectral response calibration is less accurate at these warmer temperatures than it is at -119.7 C. Users whose science objectives depend on the most accurate spectral response (ie: fitting line-rich spectra) may notice an effect. Users whose science objectives do not depend on the most accurate spectral response should not notice an effect.

==

Charge time for this observation remains at previous value of 3.446 ksec,

although with the current processing the charge time would have been 3.439 ksec.

==

Slots 6 and 7 were not utilized in this observation.