

V&V Reference Report

L2 ASCDS Version : 10.9.1

Observation 5788 - L2 Version 4
Chandra X-Ray Center

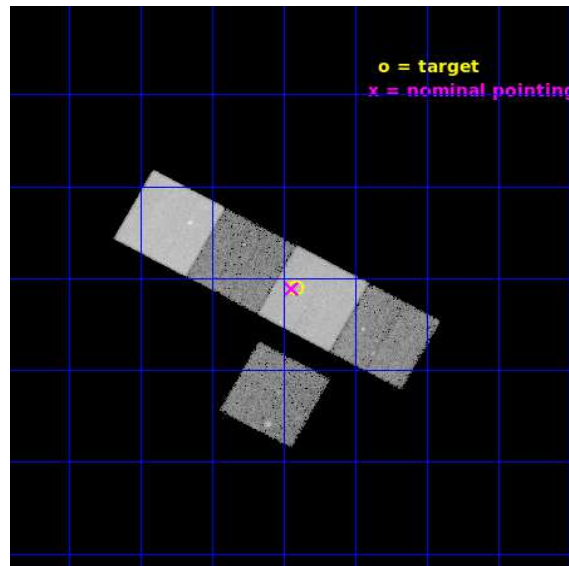
L2 Processing Date : Oct 6 2020

Contents

1	Front	2
2	OBI	3
2.1	OBI	3
2.1.1	Images	3
2.1.2	Bias	3
2.1.3	Parameters	4
2.1.4	Events	4
2.2	Compared Parameters	5
2.3	Aspect	6
2.4	Star Slots	9
2.4.1	Slot 3	9
2.4.2	Slot 4	10
2.4.3	Slot 5	11
2.4.4	Slot 6	12
2.4.5	Slot 7	13
2.5	FID Slots	14
2.5.1	Slot 0	14
2.5.2	Slot 1	15
2.5.3	Slot 2	16
A	Summary	17
A.1	Status	17
A.2	Comments	17

1 Front

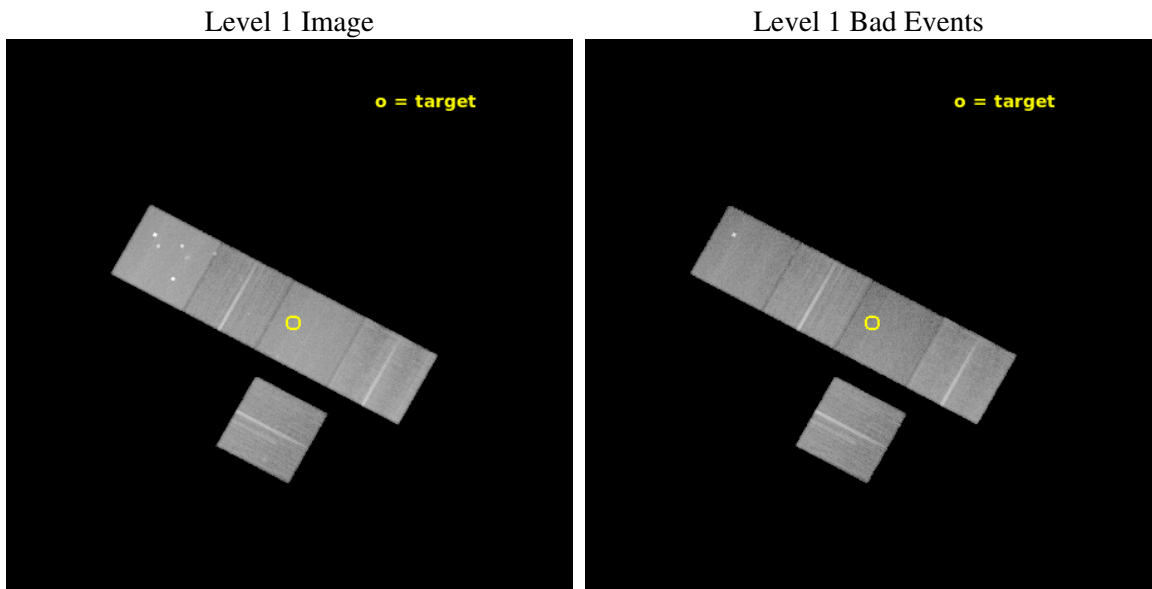
seq_num	800501	Sequence number
obs_id	5788	Observation id
title	HI-Deficient Ultracompact Groups	Proposal title
observer	Prof Trevor Ponman	Principal investigator
object	HCG 40	Source name
dtcycle	0	
cycle	P	events from which exps? Prim/Second/Both
ra_targ	144.727083	Observer's specified target RA [deg]
dec_targ	-4.851944	Observer's specified target Dec [deg]
ra_nom	144.73571248235	Nominal RA [deg]
dec_nom	-4.852252992444	Nominal Dec [deg]
roll_nom	28.660718313777	Nominal Roll [deg]
revision	4	Processing version of data
ontime	33683.394477189	Sum of GTIs [s]
livetime	33243.29613099	Livetime [s]
ontime3	33683.271357179	Sum of GTIs [s]
ontime5	33683.353437185	Sum of GTIs [s]
ontime6	33680.171416938	Sum of GTIs [s]
ontime7	33683.394477189	Sum of GTIs [s]
ontime8	33683.230317175	Sum of GTIs [s]
l2events	294305	Number of level 2 events




2 OBI

2.1 OBI

2.1.1 Images



2.1.2 Bias



2.1.3 Parameters

obi_num	1	Obi number	sched_exp_time	33657.803000	[s] Scheduled observation exposure time
ascdsver	10.9.1	Processing system revision	ontime	33683.394477189	Sum of GTIs [s]
caldbver	4.9.2	 	ontime3	33683.271357179	Sum of GTIs [s]
date	2020-10-06T09:52:43	Date and time of file creation	ontime5	33683.353437185	Sum of GTIs [s]
revision	4	Processing version of data	ontime6	33680.171416938	Sum of GTIs [s]
			ontime7	33683.394477189	Sum of GTIs [s]
			ontime8	33683.230317175	Sum of GTIs [s]
			l1events	1211969	Number of level 1 events

2.1.4 Events

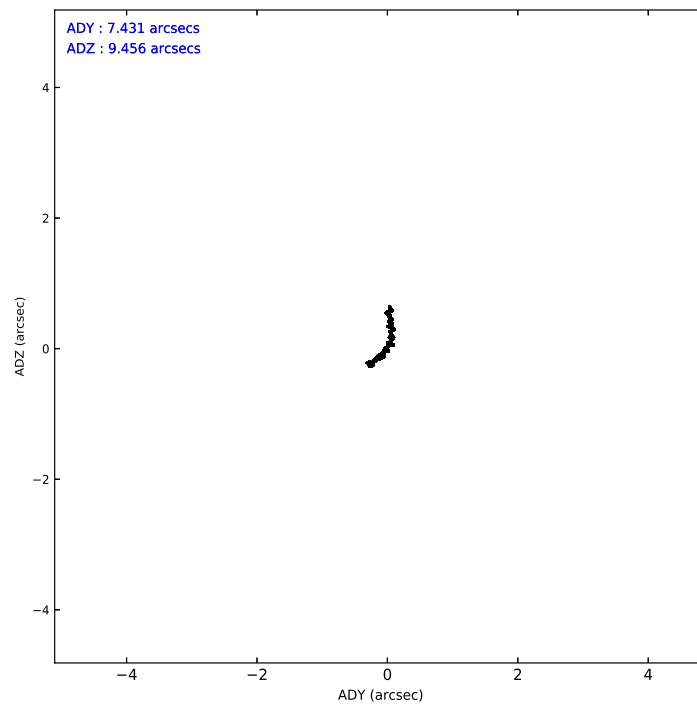
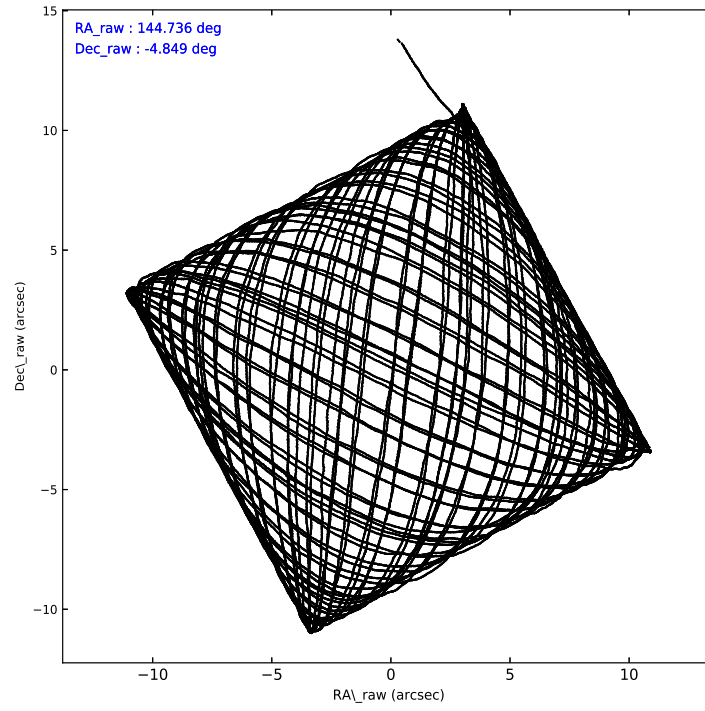
	ccd 3	ccd 5	ccd 6	ccd 7	ccd 8
level 1 events	202943	304199	209376	233373	262078
rejected events	183199	145283	187384	126235	199695
rejected %	90%	47%	89%	54%	76%

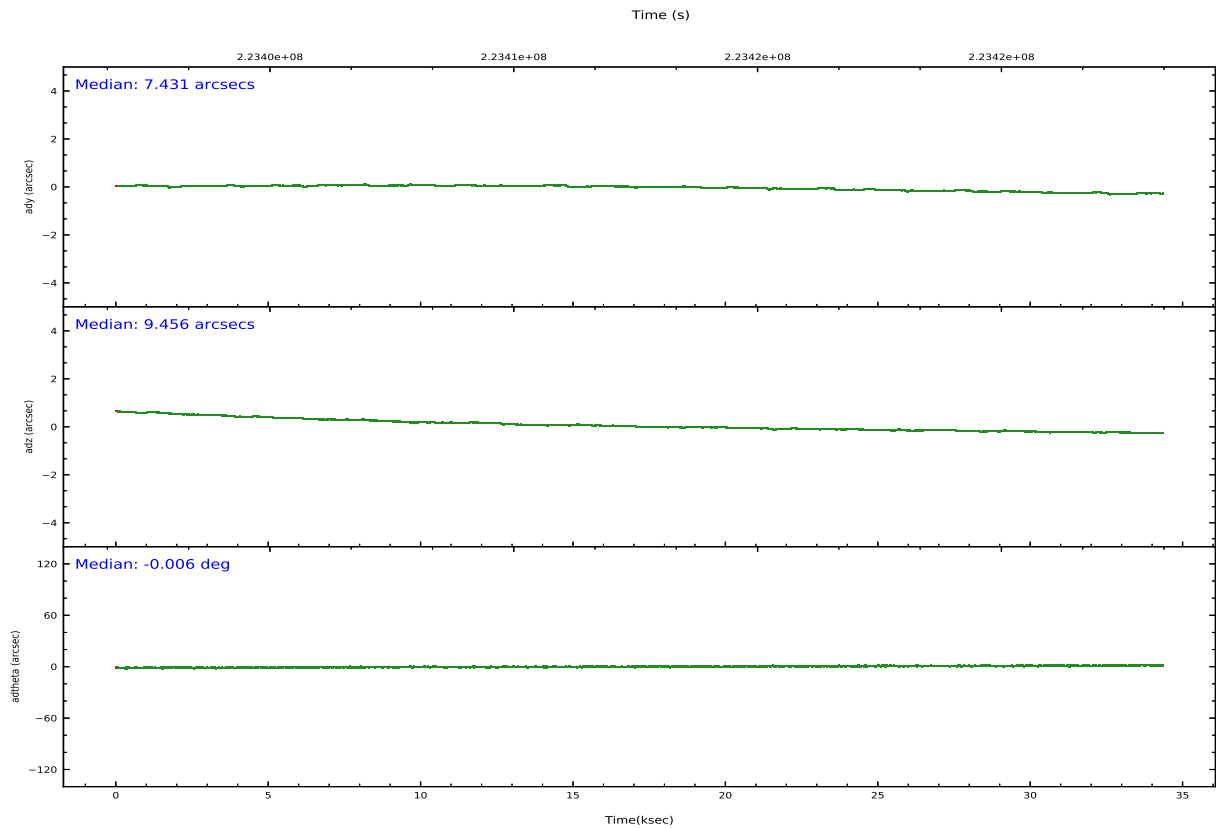
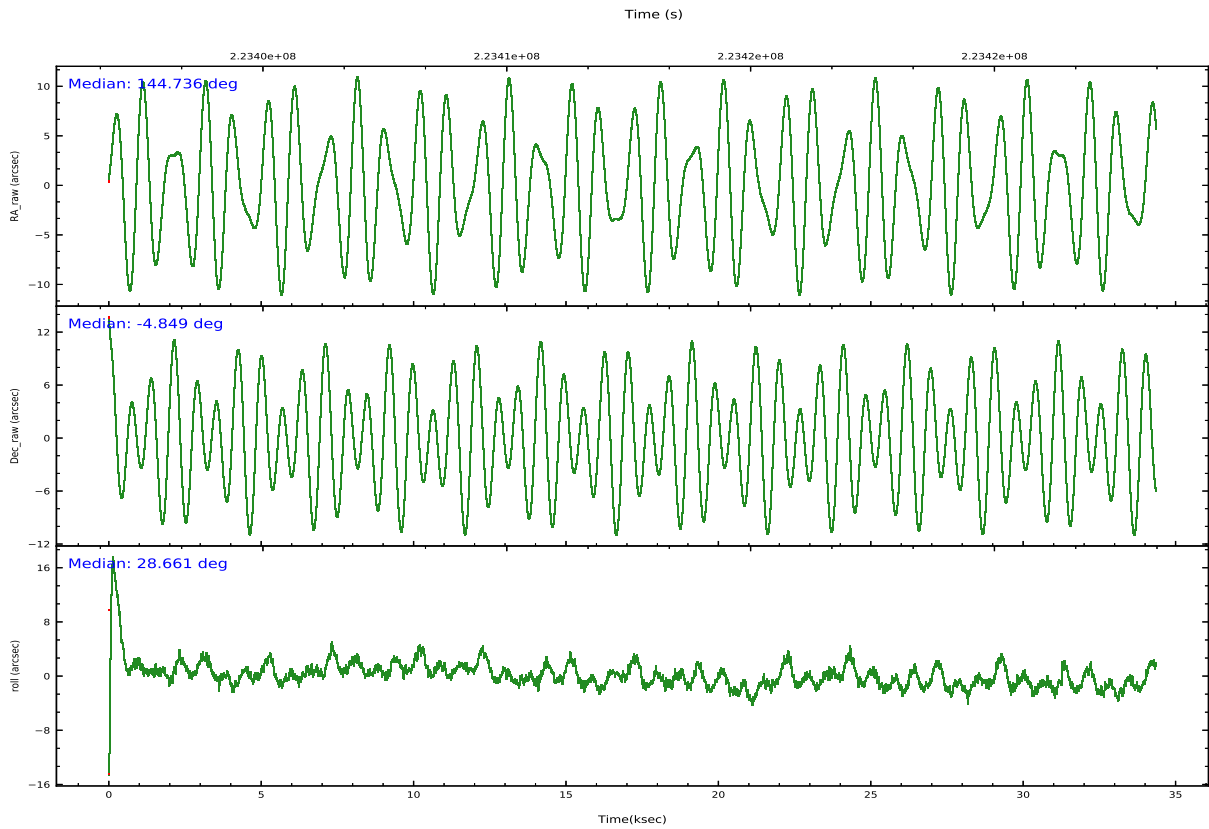
	ccd 3	ccd 5	ccd 6	ccd 7	ccd 8
grade 0 events	7214	28270	7943	9800	19622
	3%	9%	3%	4%	7%
grade 1 events	110	3720	102	208	194
	0%	1%	0%	0%	0%
grade 2 events	4255	44653	4635	21531	13396
	2%	14%	2%	9%	5%
grade 3 events	2353	6571	2370	9982	7094
	1%	2%	1%	4%	2%
grade 4 events	2137	6089	2420	10032	6556
	1%	2%	1%	4%	2%
grade 5 events	8092	22589	8197	24560	11971
	3%	7%	3%	10%	4%
grade 6 events	3787	73347	4626	55802	15731
	1%	24%	2%	23%	6%
grade 7 events	174995	118960	179083	101458	187514
	86%	39%	85%	43%	71%

2.2 Compared Parameters

Parameter	Planned	Actual	Parameter	Planned	Actual
Instrument	ACIS	ACIS	Obspar version number	8	8
Detector	ACIS-35678	ACIS-35678	Obspar file type	PREDICTED	ACTUAL
Grating	NONE	NONE	Obspar update status	NONE	UPDATED
Data mode	VFAINT	VFAINT	Number of optional ACIS chips dropped	0	0
Observation mode	POINTING	POINTING	On-chip summing requested	N	N
[deg] Pointing RA	144.722389	144.73571248235	Subarray requested	NONE	NONE
[deg] Pointing Dec	-4.872313	-4.852252992444	Alternating exposures requested	N	N
[deg] Pointing Roll	28.499594	28.660718313777	[s] Primary exposure time	0.000000	3.1
[mm] SIM focus pos	-0.684267	-0.6828225247311905			
[mm] SIM defocus	0	0.001444936568705701			
[mm] SIM translation stage pos	-190.132523	-190.1400660498719			
[mm] SIM translation stage offset	0	0.00754346686406393			
[s] Observation start time (MET)	223395647.184000	223394461.8609			
Observation start date	2005-01-29T14:19:43	2005-01-29T14:01:01			
[s] Observation end time (MET)	223429305.184000	223429532.23749			
Observation end date	2005-01-29T23:40:41	2005-01-29T23:45:32			
Read mode	TIMED	TIMED			

2.3 Aspect





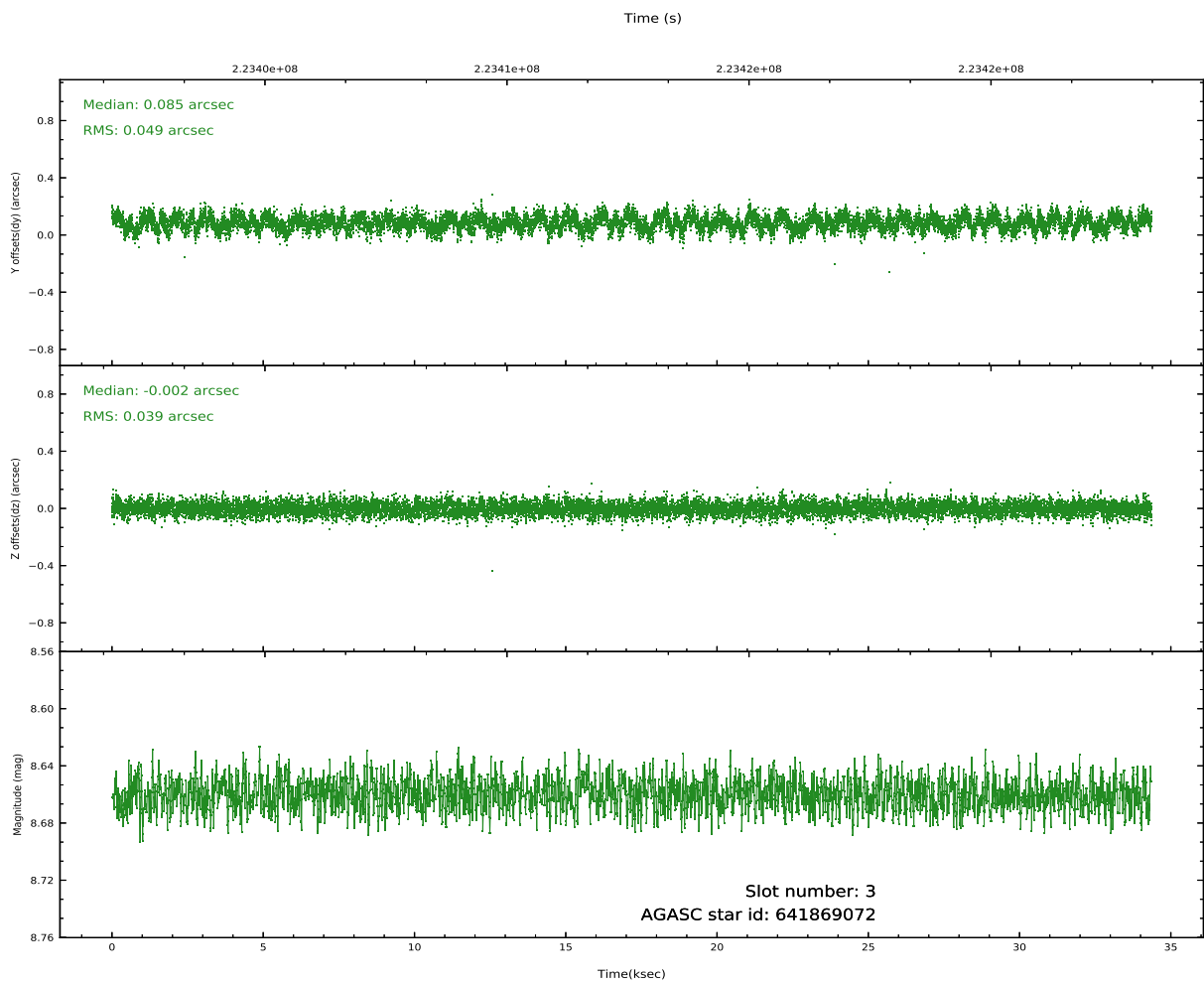
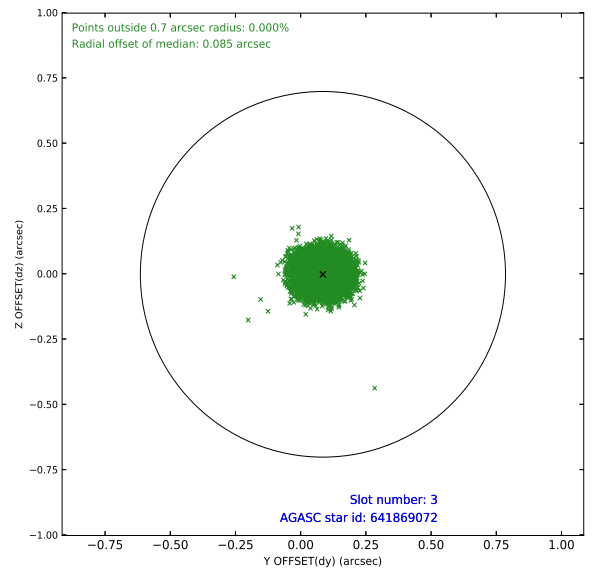
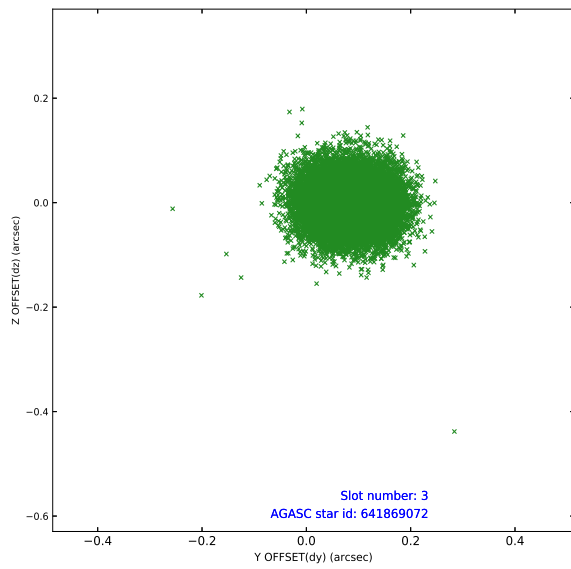
Slot Statistics

slot	status	used	id	mag	n_pts	frac_pts	med_dy	med_dz	dr1	dr2	ra	dec	mean_y	mea
0	FID		ACIS-S-2	7.10	8382	1.000	-0.073	-0.075	0.010	0.017	0.000000	0.000000	-760.16	-1730
1	FID		ACIS-S-4	7.21	8382	1.000	0.156	0.055	0.006	0.011	0.000000	0.000000	2153.26	177
2	FID		ACIS-S-5	7.23	8382	1.000	-0.114	0.029	0.010	0.015	0.000000	0.000000	-1813.05	171
3	GUIDE	used	641869072	8.66	16754	1.000	0.085	-0.002	0.066	0.106	144.906831	-4.212729	1715.02	1770
4	GUIDE	used	641870256	9.02	16757	1.000	-0.049	0.068	0.088	0.143	144.908269	-4.267747	1625.06	1594
5	GUIDE	used	641871288	7.99	16756	1.000	-0.009	-0.055	0.060	0.095	144.780319	-4.378727	1030.62	1462
6	GUIDE	used	642002944	9.31	16757	1.000	-0.067	-0.019	0.104	0.169	145.178833	-4.409438	2234.79	682
7	GUIDE	used	642261760	7.63	16760	1.000	0.038	0.012	0.060	0.096	144.550271	-5.166538	-1047.57	-636

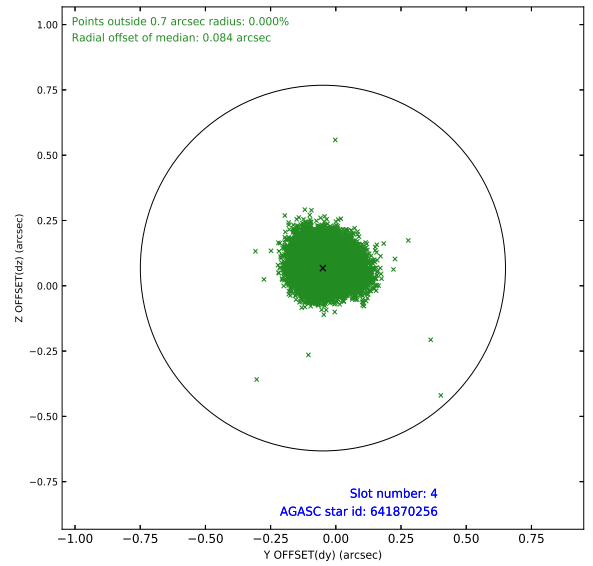
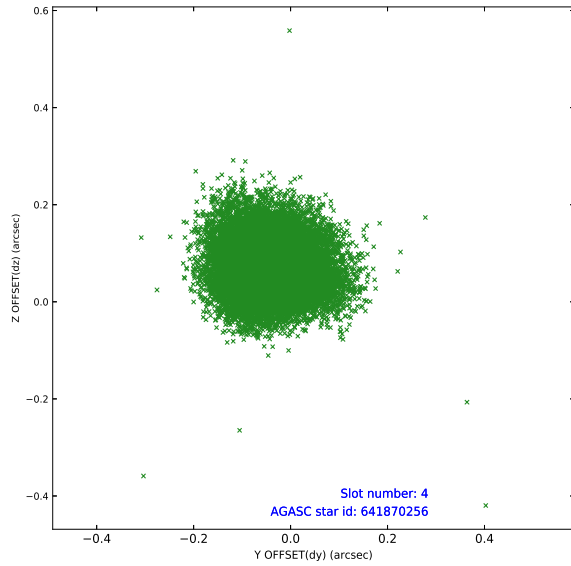
∞

2.4 Star Slots

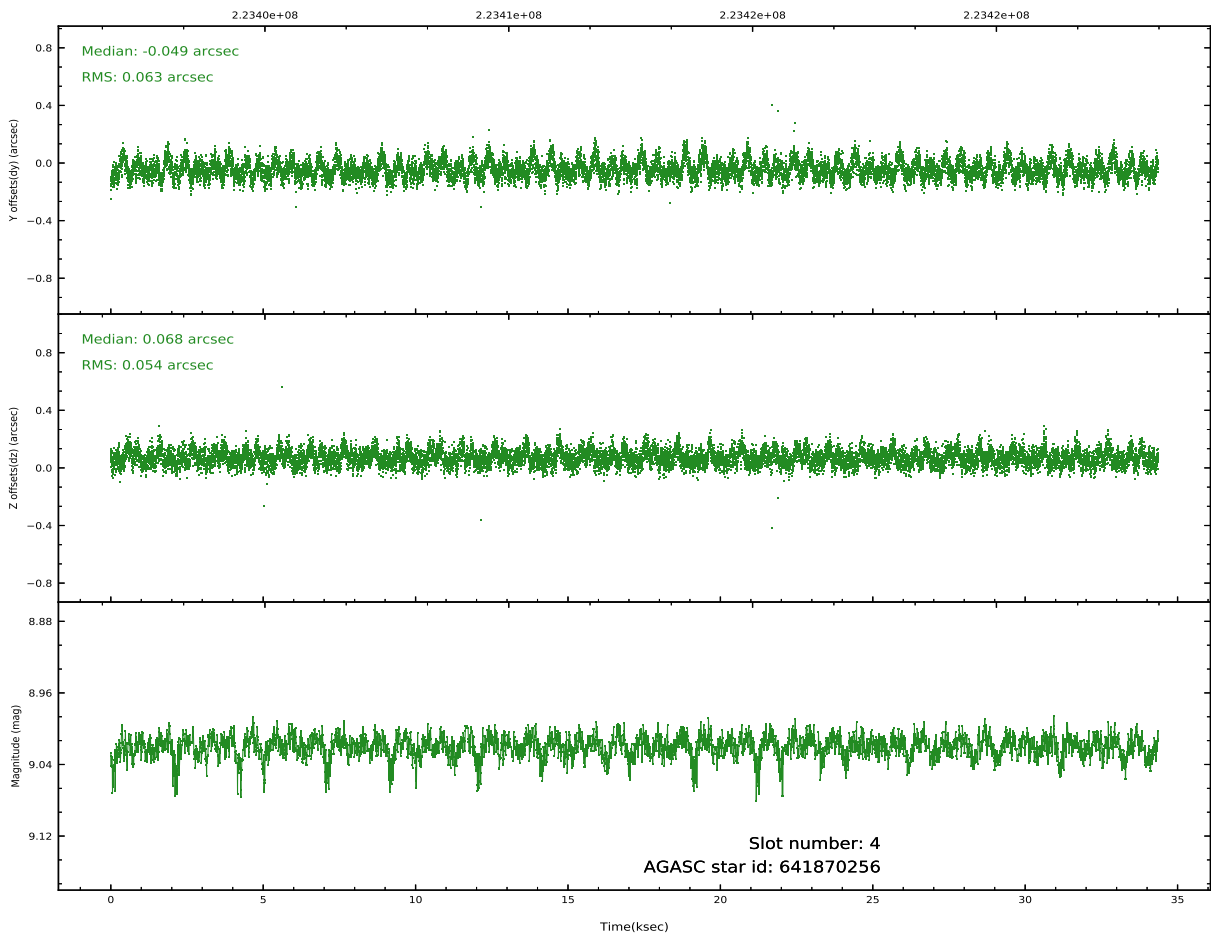
2.4.1 Slot 3



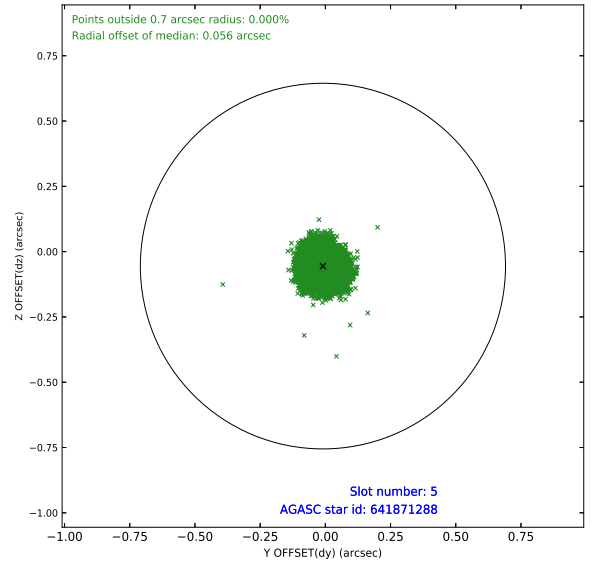
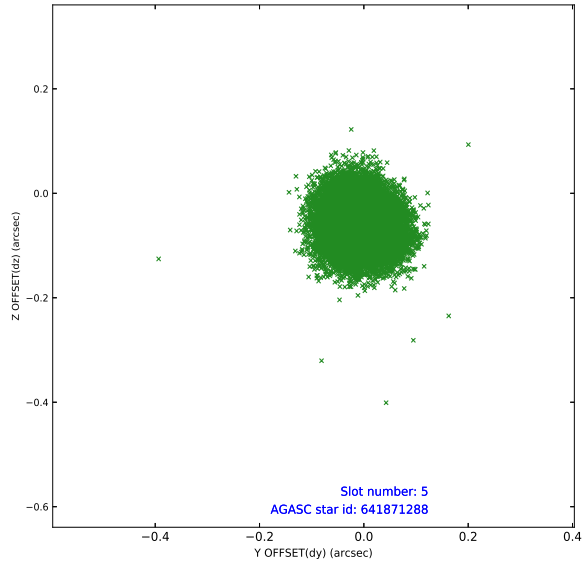
2.4.2 Slot 4



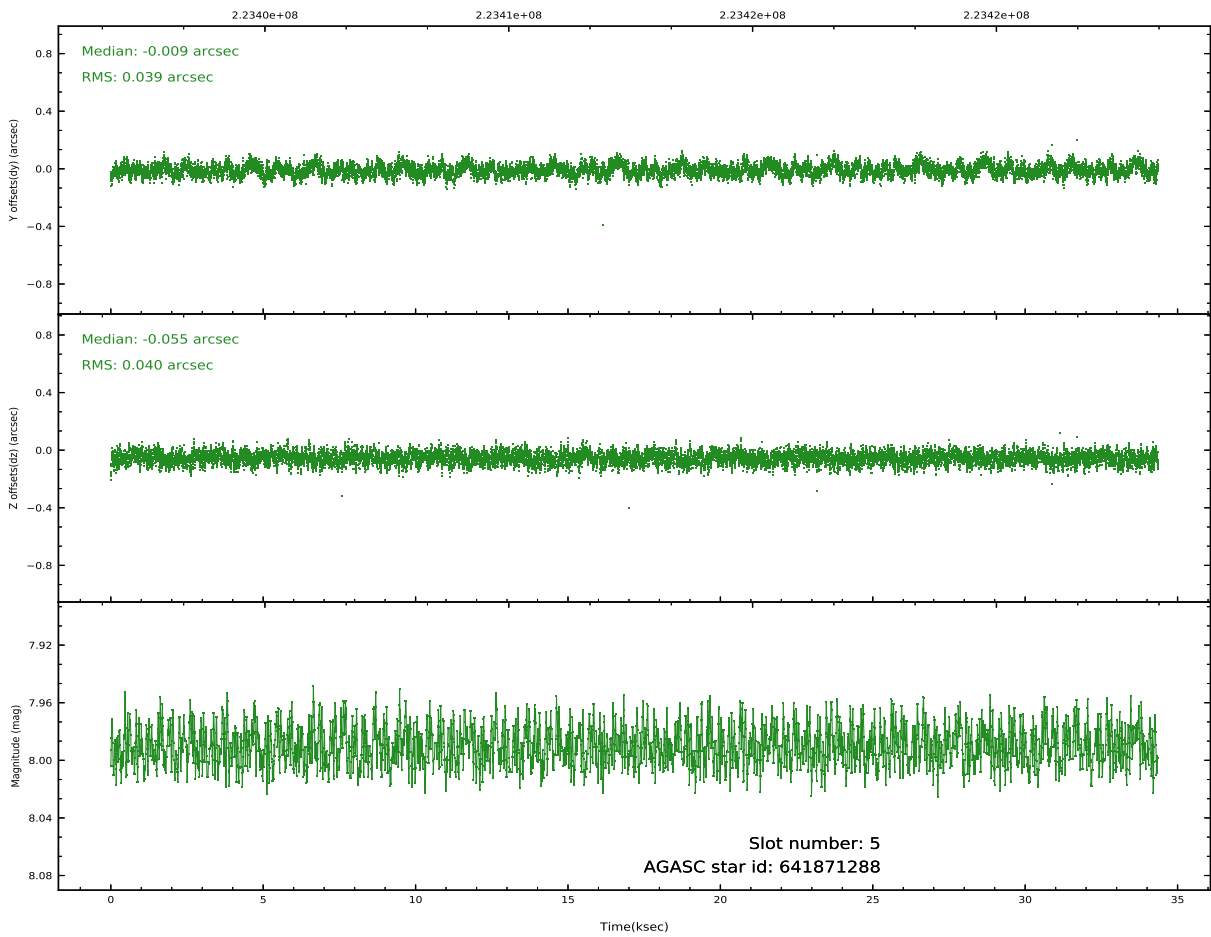
Time (s)



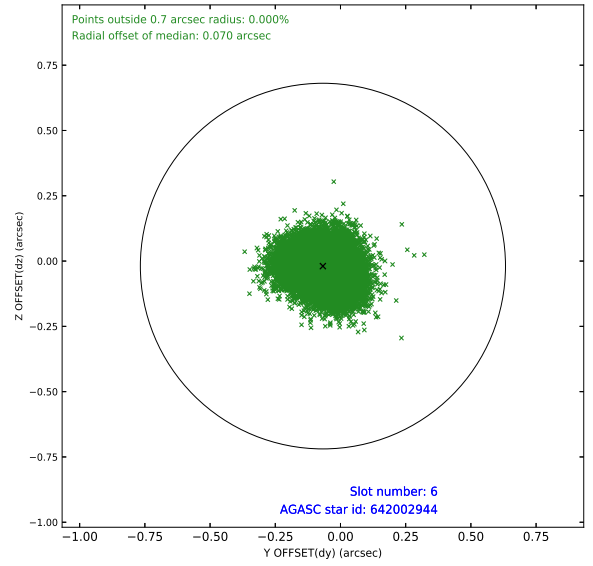
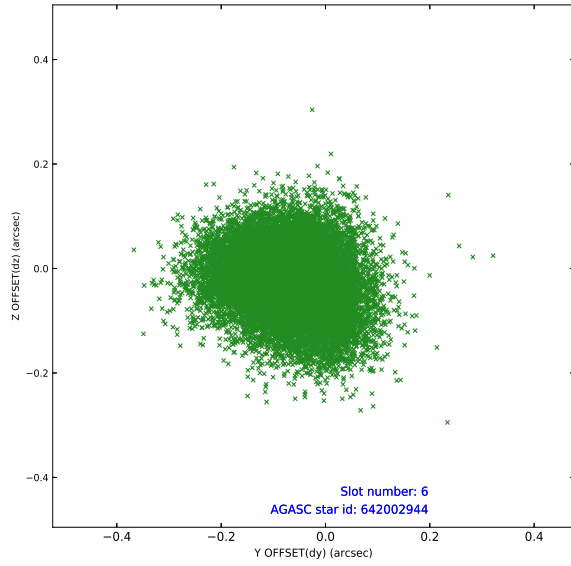
2.4.3 Slot 5



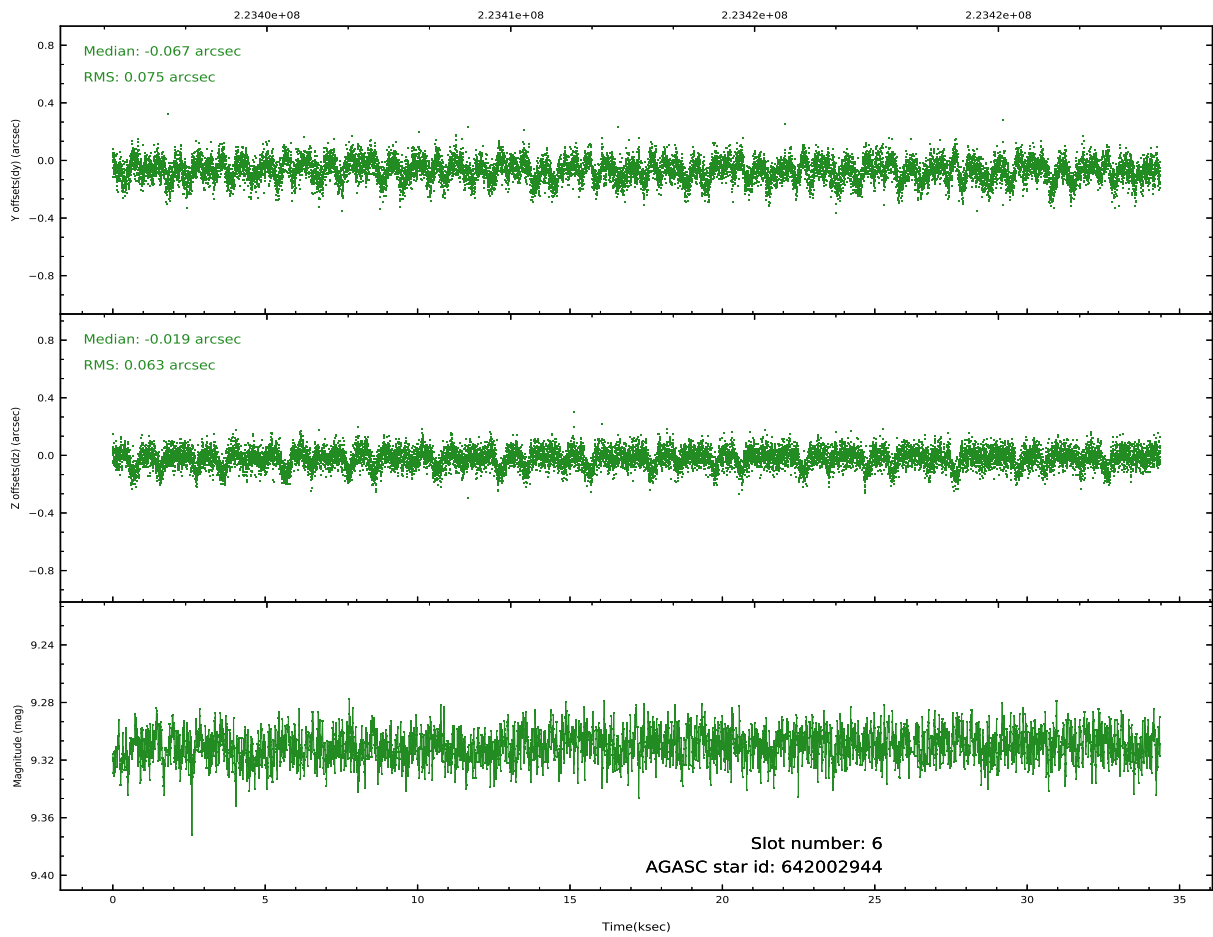
Time (s)



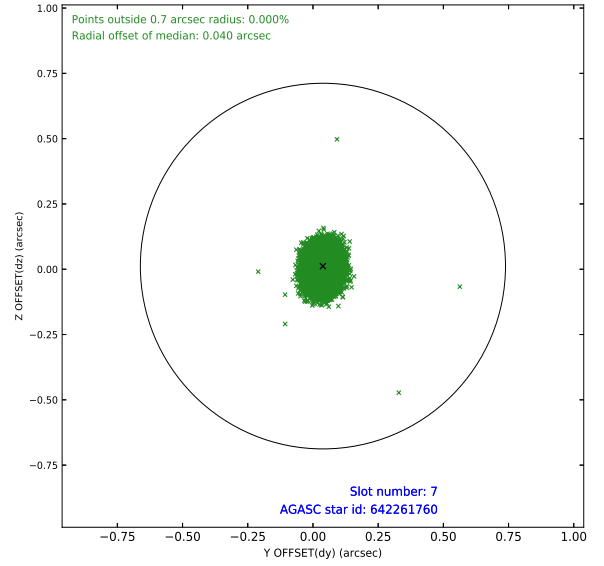
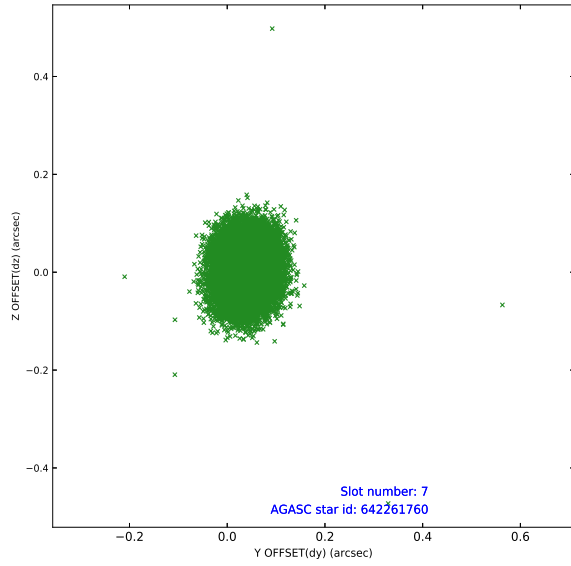
2.4.4 Slot 6



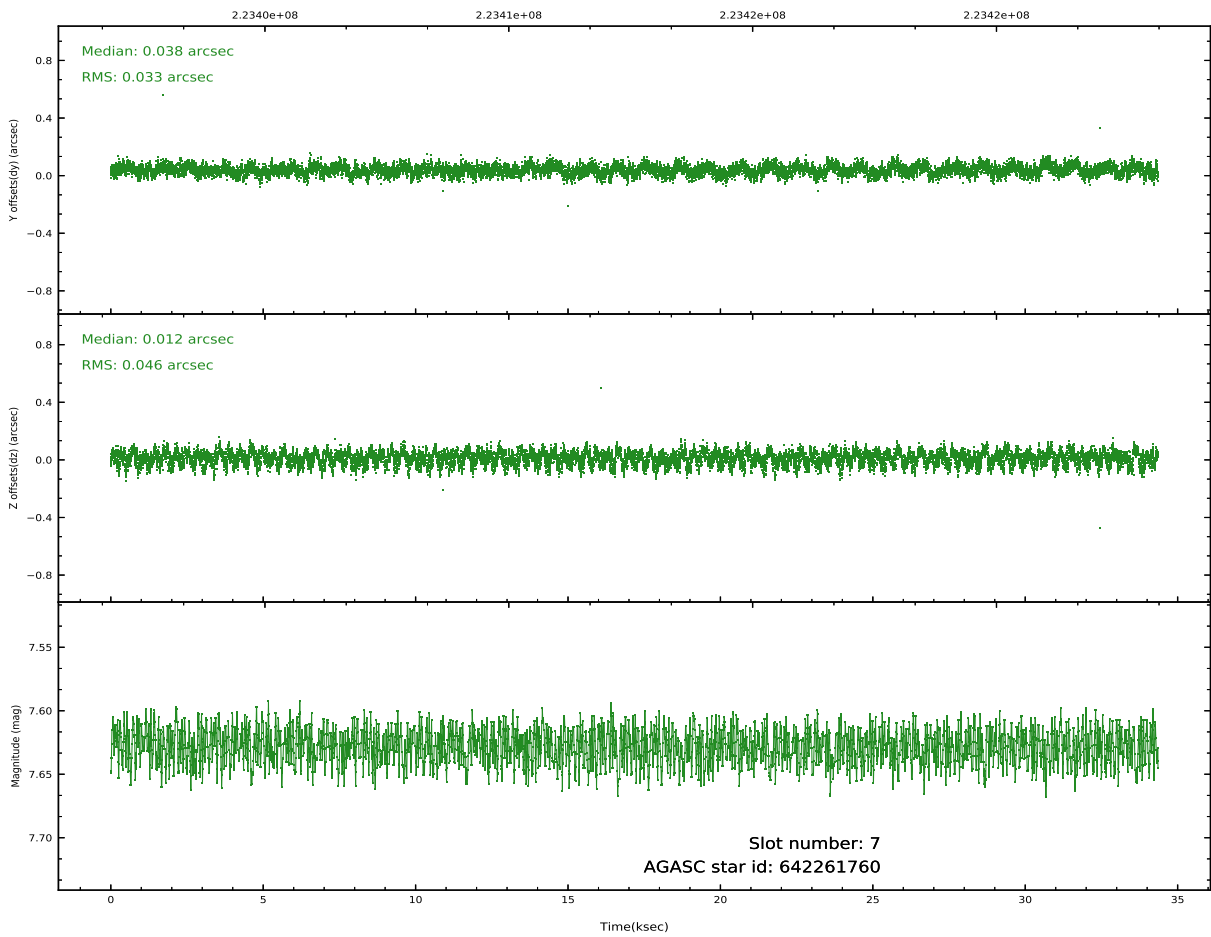
Time (s)



2.4.5 Slot 7

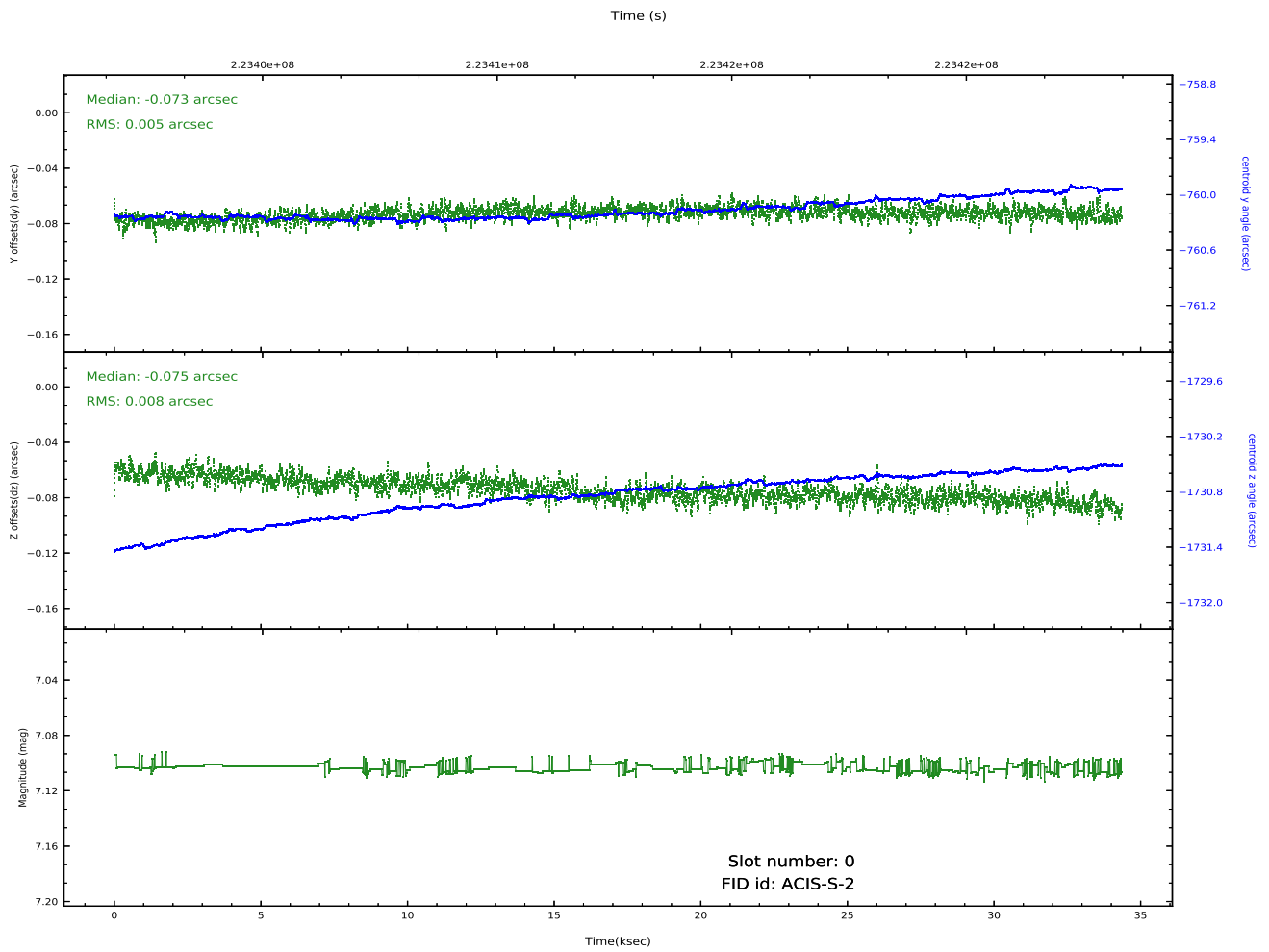
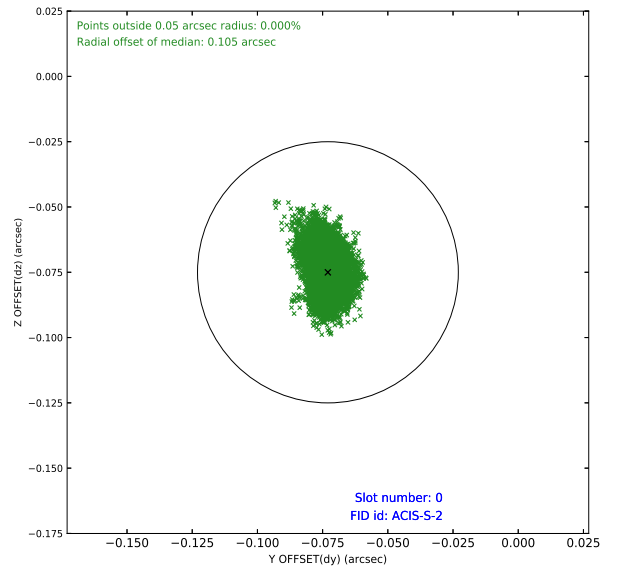
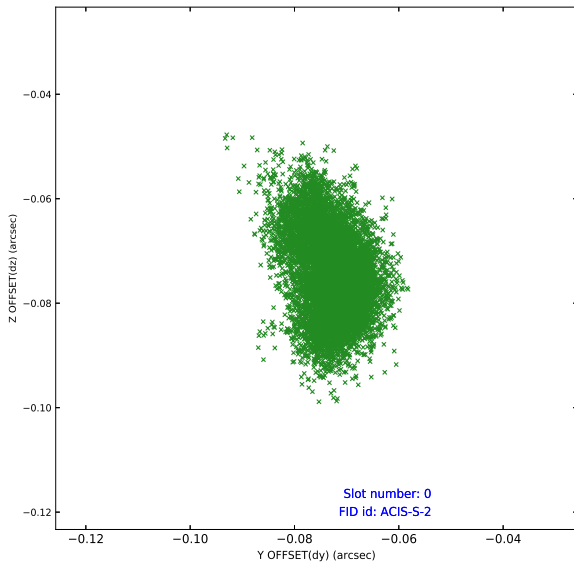


Time (s)

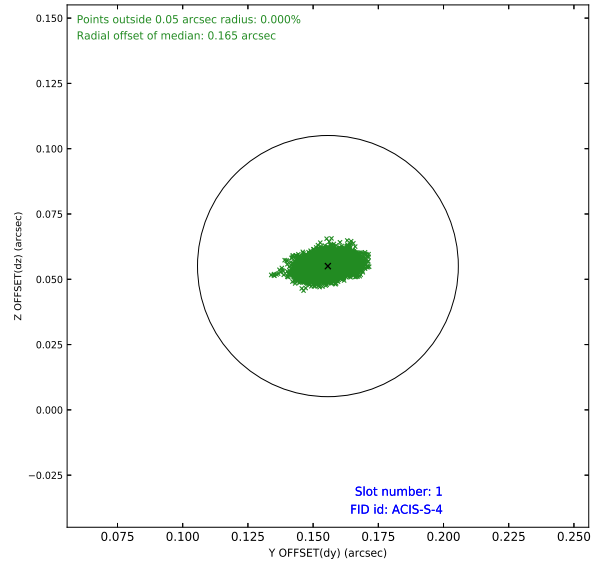
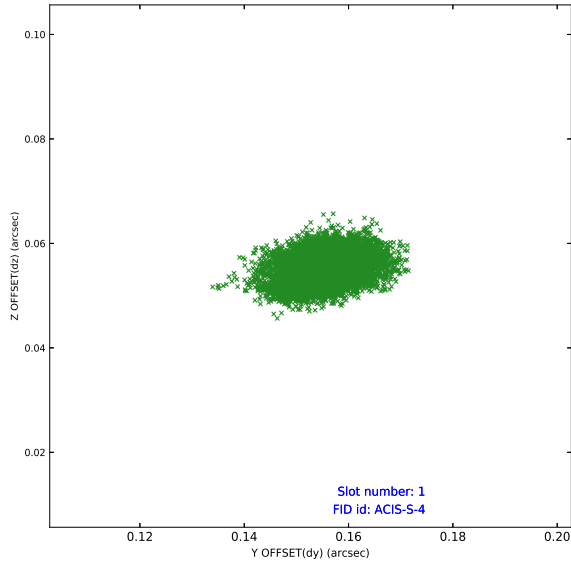


2.5 FID Slots

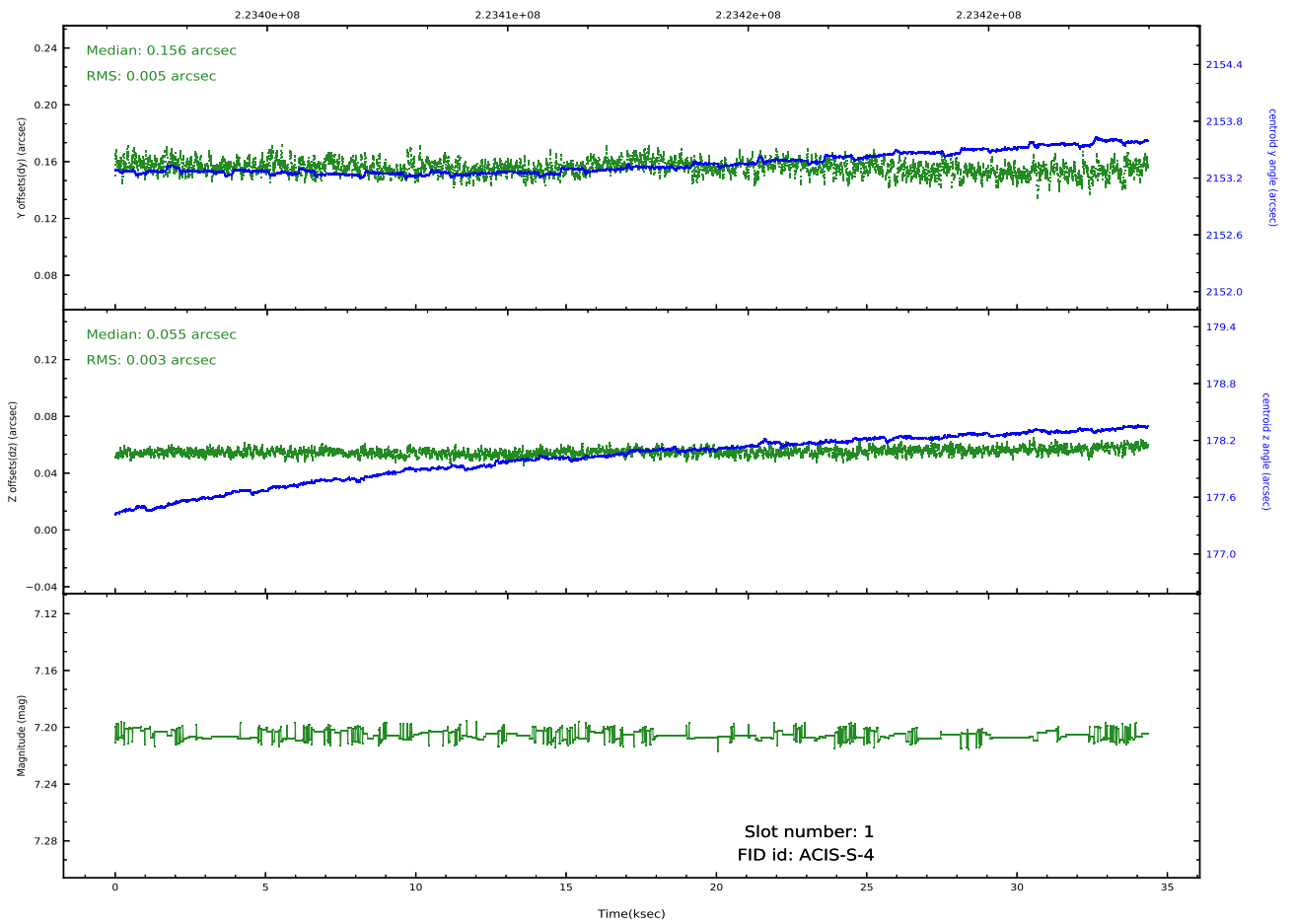
2.5.1 Slot 0



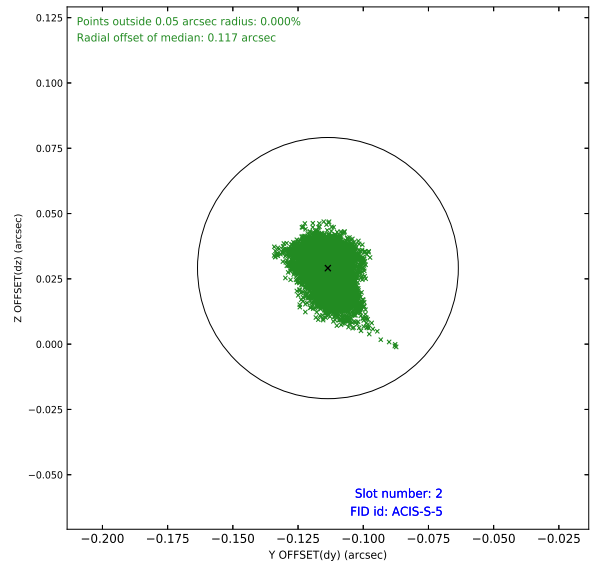
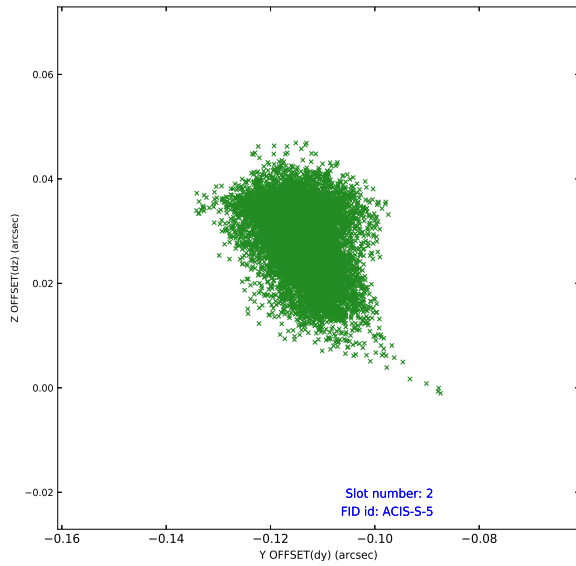
2.5.2 Slot 1



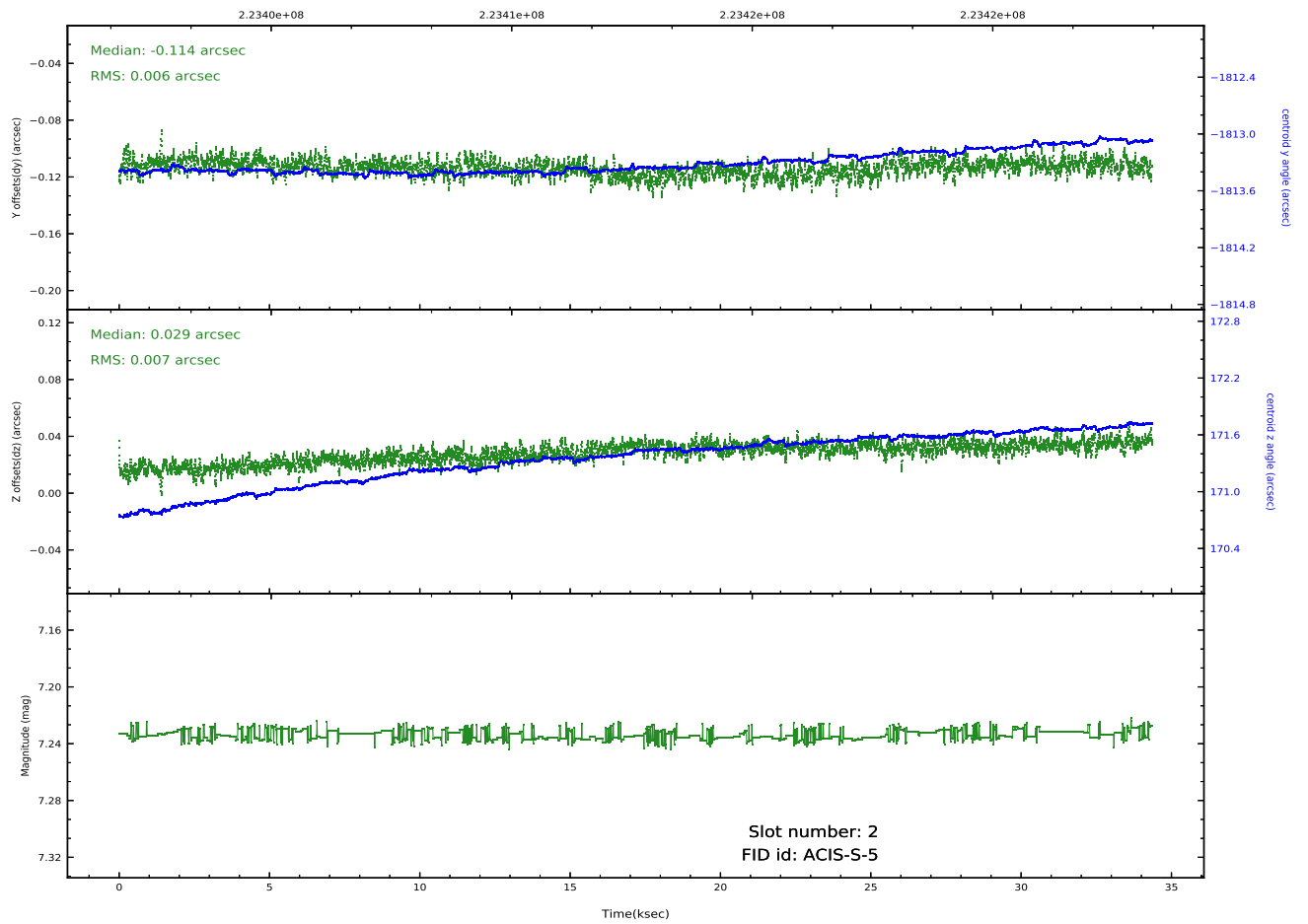
Time (s)



2.5.3 Slot 2



Time (s)



A Summary

A.1 Status

V&V Scientist	Beth Sundheim
V&V Date (YYYY-MM-DD)	2020.10.07
V&V Edition	1
V&V Disposition and Status	OK
V&V Charge Time	33.68459

A.2 Comments