

V&V Reference Report

L2 ASCDS Version : 10.9.1

Observation 6368 - L2 Version 4
Chandra X-Ray Center


L2 Processing Date : Oct 10 2020

Contents

1	Front	2
2	OBI	3
2.1	OBI	3
2.1.1	Images	3
2.1.2	Bias	3
2.1.3	Parameters	4
2.1.4	Events	4
2.2	Compared Parameters	5
2.3	Aspect	6
2.4	Star Slots	9
2.4.1	Slot 3	9
2.4.2	Slot 4	10
2.4.3	Slot 5	11
2.4.4	Slot 6	12
2.4.5	Slot 7	13
2.5	FID Slots	14
2.5.1	Slot 0	14
2.5.2	Slot 1	15
2.5.3	Slot 2	16
A	Summary	17
A.1	Status	17
A.2	Comments	17

1 Front


seq_num	701157	Sequence number
obs_id	6368	Observation id
title	The evolution of AGN: Chandra Imaging of protoclusters associated with high redshift radio galaxies	Proposal title
observer	Dr Laura Pentericci	Principal investigator
object	TN 1338 Protocluster	Source name
dtcycle	0	
cycle	P	events from which exps? Prim/Second/Both
ra_targ	204.60875	Observer's specified target RA [deg]
dec_targ	-19.708639	Observer's specified target Dec [deg]
ra_nom	204.60011172347	Nominal RA [deg]
dec_nom	-19.712534186815	Nominal Dec [deg]
roll_nom	241.15709901078	Nominal Roll [deg]
revision	4	Processing version of data
ontime	23542.399912298	Sum of GTIs [s]
livetime	23244.291869077	Livetime [s]
ontime2	23542.399912298	Sum of GTIs [s]
ontime3	23535.918041557	Sum of GTIs [s]
ontime5	23542.399912298	Sum of GTIs [s]
ontime6	23539.158922106	Sum of GTIs [s]
ontime7	23542.399912298	Sum of GTIs [s]
ontime8	23542.399912298	Sum of GTIs [s]
l2events	347252	Number of level 2 events




2 OBI

2.1 OBI

2.1.1 Images



2.1.2 Bias



2.1.3 Parameters

obi_num	0	Obi number	sched_exp_time	23360.538000	[s] Scheduled observation exposure time
ascdsver	10.9.1	Processing system revision	ontime	23542.399912298	Sum of GTIs [s]
caldbver	4.9.2	 	ontime2	23542.399912298	Sum of GTIs [s]
date	2020-10-10T07:46:12	Date and time of file creation	ontime3	23535.918041557	Sum of GTIs [s]
revision	4	Processing version of data	ontime5	23542.399912298	Sum of GTIs [s]
			ontime6	23539.158922106	Sum of GTIs [s]
			ontime7	23542.399912298	Sum of GTIs [s]
			ontime8	23542.399912298	Sum of GTIs [s]
			l1events	1327537	Number of level 1 events

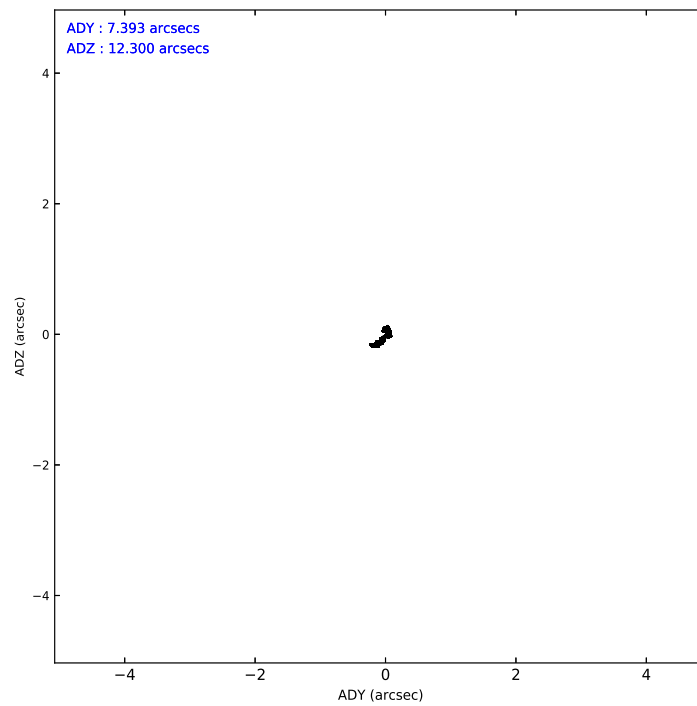
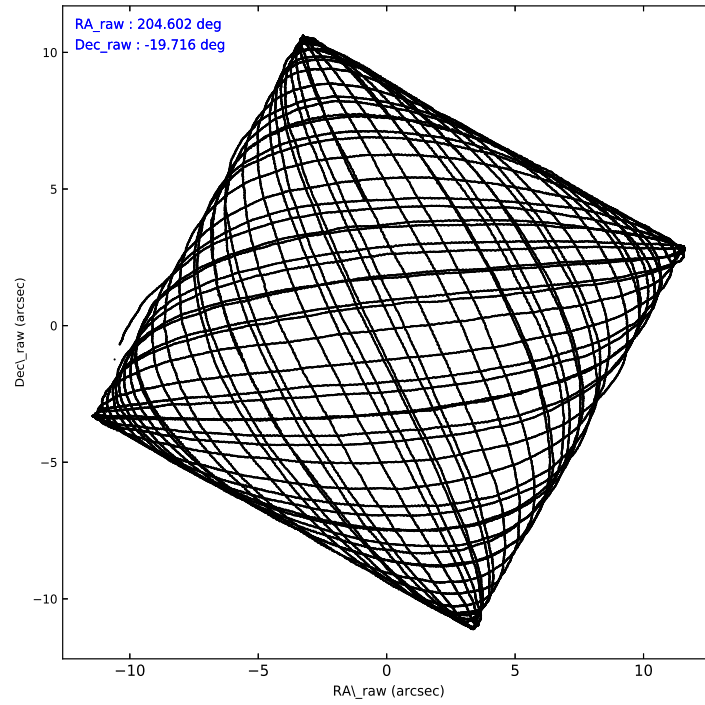
2.1.4 Events

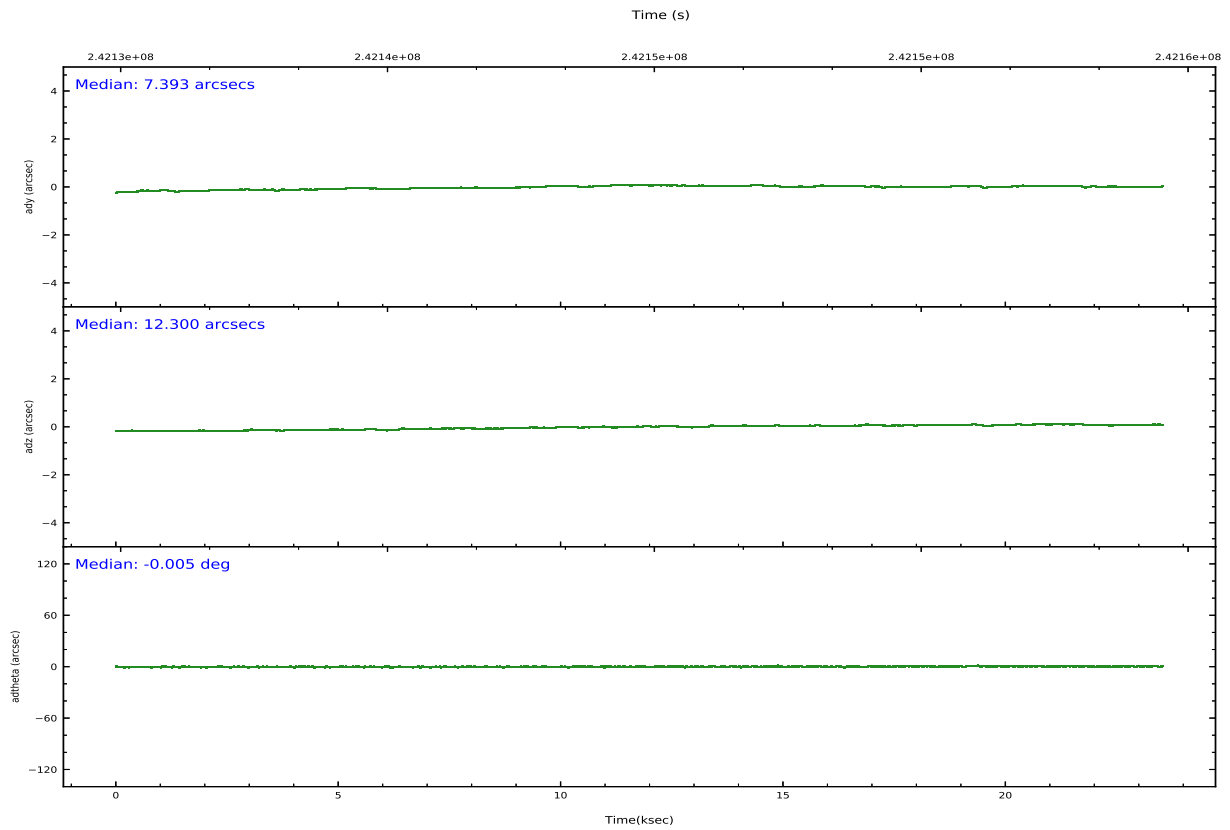
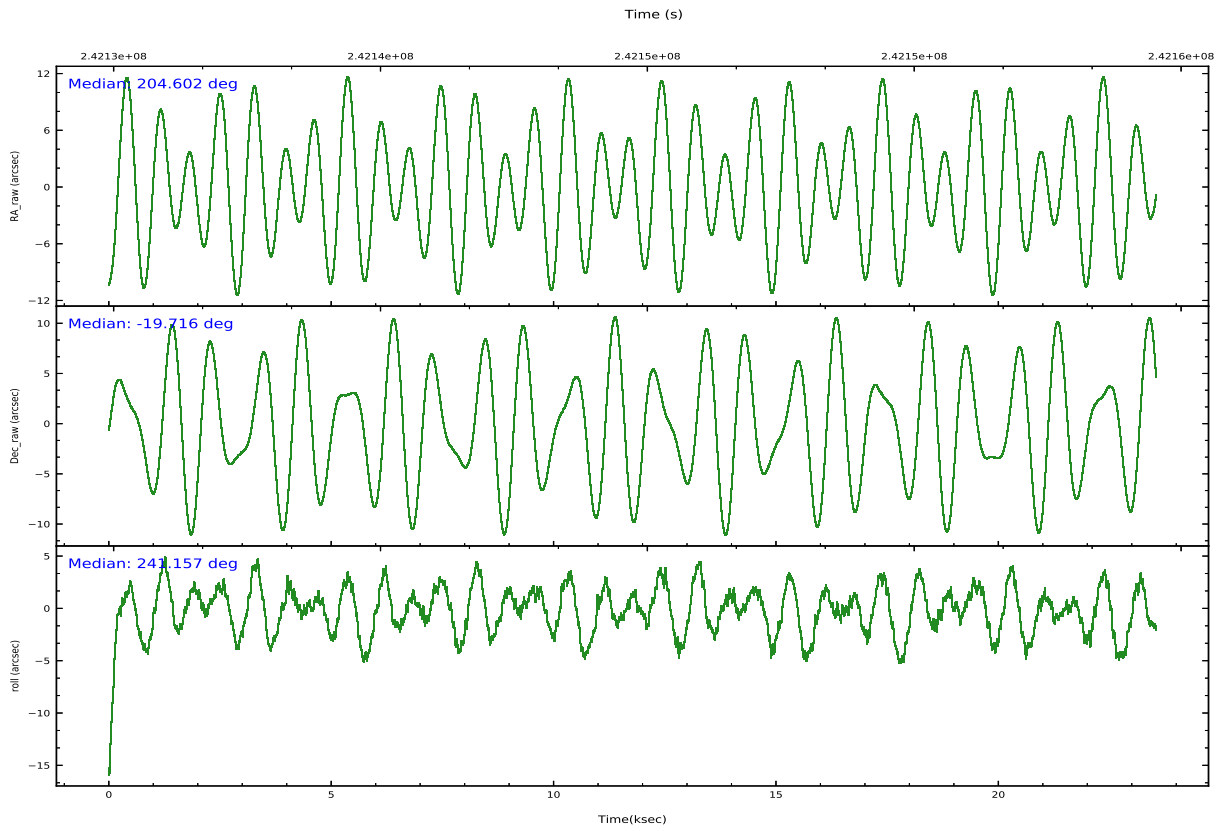
	ccd 2	ccd 3	ccd 5	ccd 6	ccd 7	ccd 8		ccd 2	ccd 3	ccd 5	ccd 6	ccd 7	ccd 8
level 1 events	185659	174387	285646	193696	261008	227141	grade 0 events	12662	12290	13833	18099	11401	19687
rejected events	160121	149552	147336	160337	141781	173164		6%	7%	4%	9%	4%	8%
rejected %	86%	85%	51%	82%	54%	76%	grade 1 events	150	112	359	269	232	158
								0%	0%	0%	0%	0%	0%
							grade 2 events	5080	4806	42515	6152	23400	11493
								2%	2%	14%	3%	8%	5%
							grade 3 events	2123	2138	6302	2318	10004	5383
								1%	1%	2%	1%	3%	2%
							grade 4 events	2079	2108	5835	2347	10048	5008
								1%	1%	2%	1%	3%	2%
							grade 5 events	6947	7782	20117	8248	22746	10799
								3%	4%	7%	4%	8%	4%
							grade 6 events	3876	3762	71552	4731	65785	13120
								2%	2%	25%	2%	25%	5%
							grade 7 events	152742	141389	125133	151532	117392	161493
								82%	81%	43%	78%	44%	71%

2.2 Compared Parameters

Parameter	Planned	Actual	Parameter	Planned	Actual
Instrument	ACIS	ACIS	Obspar version number	8	8
Detector	ACIS-235678	ACIS-235678	Obspar file type	PREDICTED	ACTUAL
Grating	NONE	NONE	Obspar update status	NONE	UPDATED
Data mode	FAINT	FAINT	Number of optional ACIS chips dropped	0	0
Observation mode	POINTING	POINTING	On-chip summing requested	N	N
[deg] Pointing RA	204.601322	204.60011172347	Subarray requested	NONE	NONE
[deg] Pointing Dec	-19.688941	-19.712534186815	Alternating exposures requested	N	N
[deg] Pointing Roll	240.997497	241.15709901078	[s] Primary exposure time	0.000000	3.2
[mm] SIM focus pos	-0.684267	-0.6828225247311905			
[mm] SIM defocus	0	0.001444936568705701			
[mm] SIM translation stage pos	-190.132523	-190.1425803651734			
[mm] SIM translation stage offset	0	0.01005778216563158			
[s] Observation start time (MET)	242134078.184000	242132872.60214			
Observation start date	2005-09-03T11:26:54	2005-09-03T11:07:52			
[s] Observation end time (MET)	242157439.184000	242157663.76577			
Observation end date	2005-09-03T17:56:15	2005-09-03T18:01:03			
Read mode	TIMED	TIMED			

2.3 Aspect



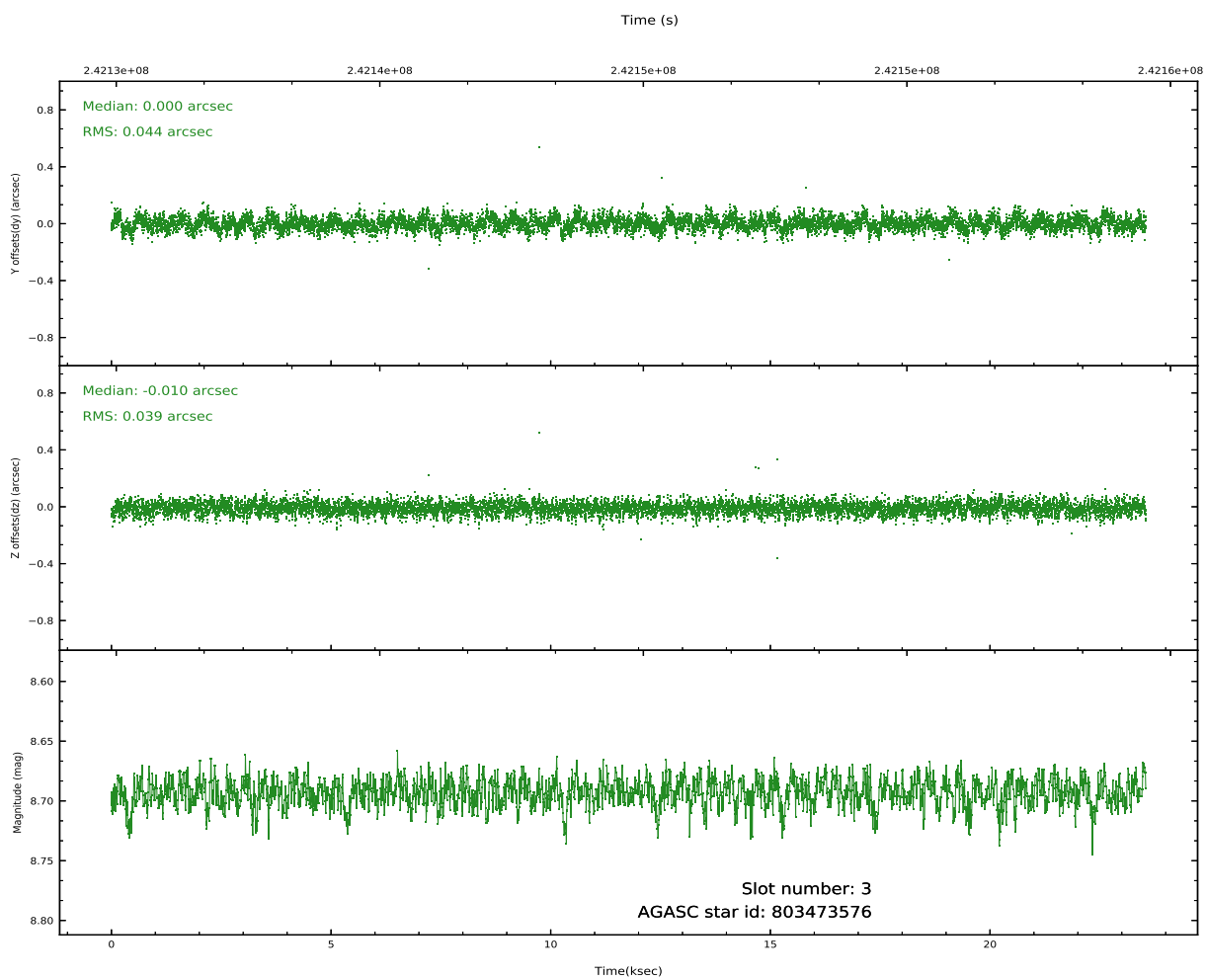
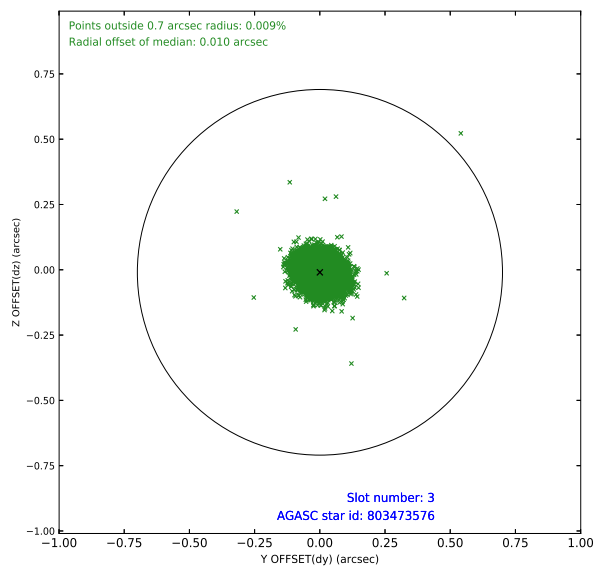
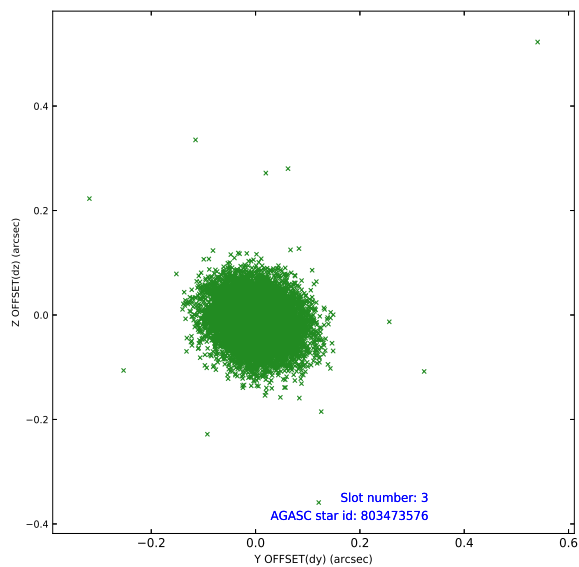


Slot Statistics

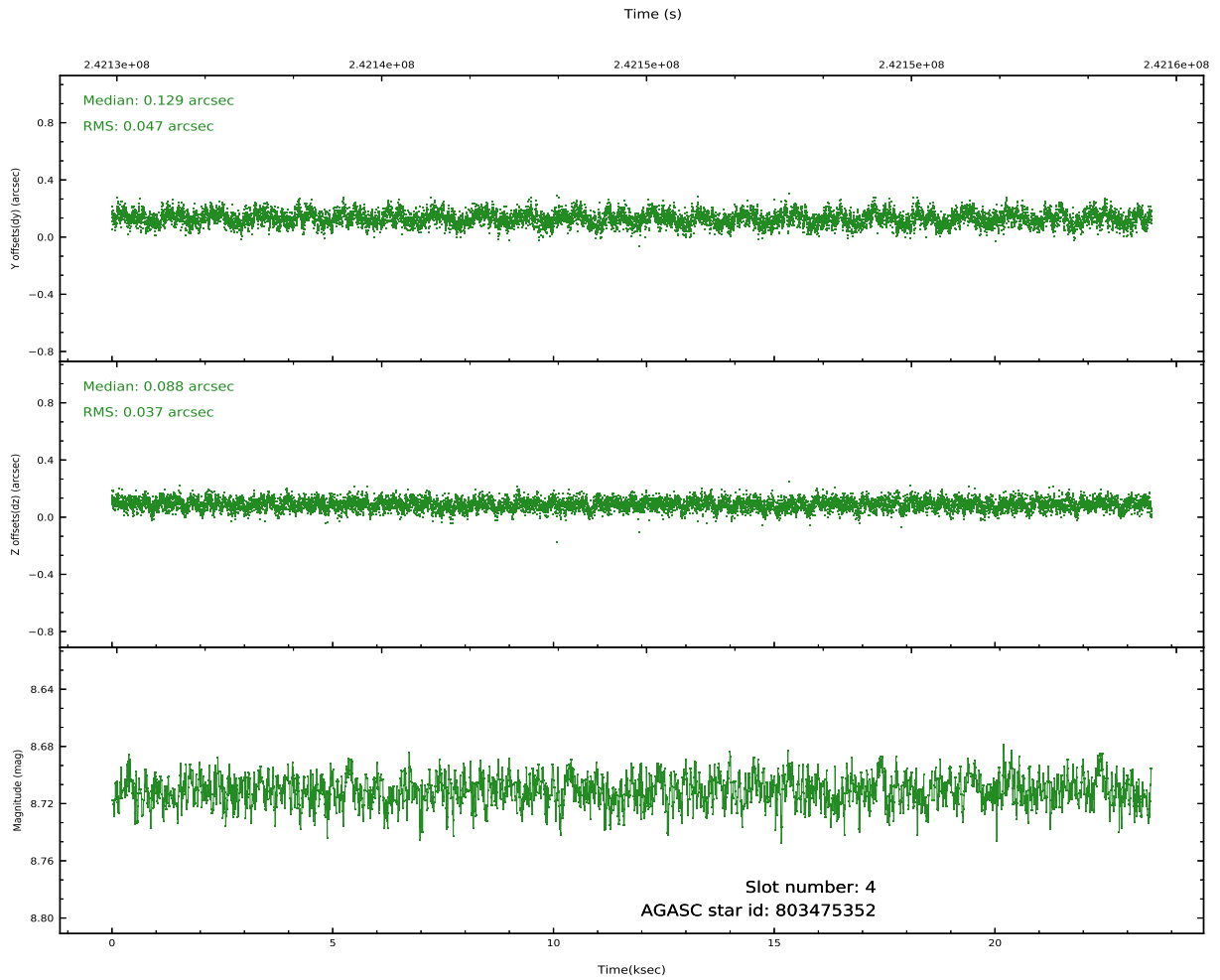
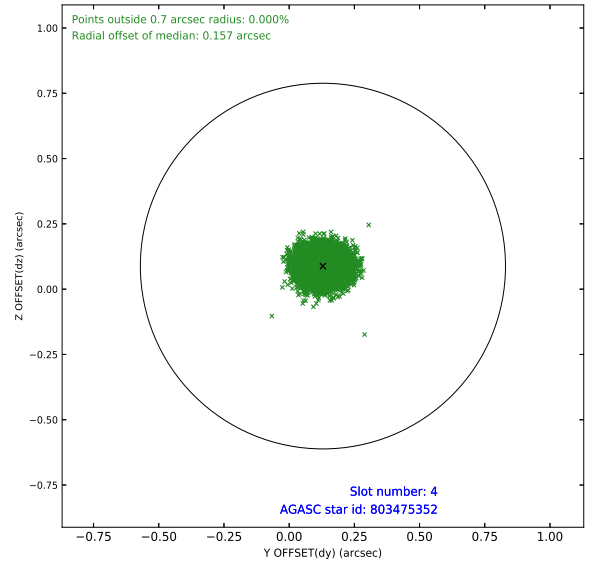
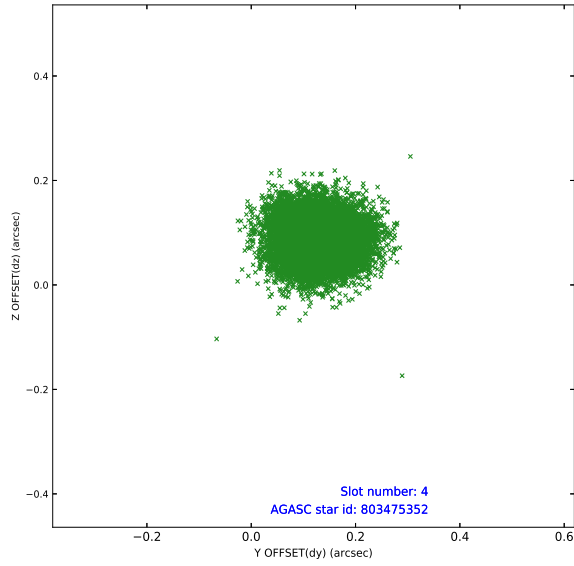
slot	status	used	id	mag	n_pts	frac_pts	med_dy	med_dz	dr1	dr2	ra	dec	mean_y	mea
0	FID		ACIS-S-2	7.10	5744	1.000	-0.043	-0.065	0.007	0.012	0.000000	0.000000	-760.15	-1733
1	FID		ACIS-S-4	7.20	5742	1.000	0.128	0.038	0.006	0.010	0.000000	0.000000	2153.21	174
2	FID		ACIS-S-5	7.23	5743	1.000	-0.116	0.035	0.007	0.012	0.000000	0.000000	-1812.92	168
3	GUIDE	used	803473576	8.69	11485	1.000	0.000	-0.010	0.061	0.100	204.786653	-19.629287	-491.75	445
4	GUIDE	used	803475352	8.71	11483	1.000	0.129	0.088	0.064	0.103	204.581068	-20.424462	2349.31	1224
5	GUIDE	used	803478152	9.27	11482	1.000	0.024	-0.017	0.097	0.152	204.365662	-19.814132	782.24	-479
6	GUIDE	used	803479488	8.80	11479	1.000	-0.161	-0.087	0.077	0.122	204.540045	-19.188743	-1473.47	-1055
7	GUIDE	used	803476576	8.70	11481	1.000	0.005	0.026	0.063	0.100	204.800868	-19.708520	-265.66	625

2.4 Star Slots

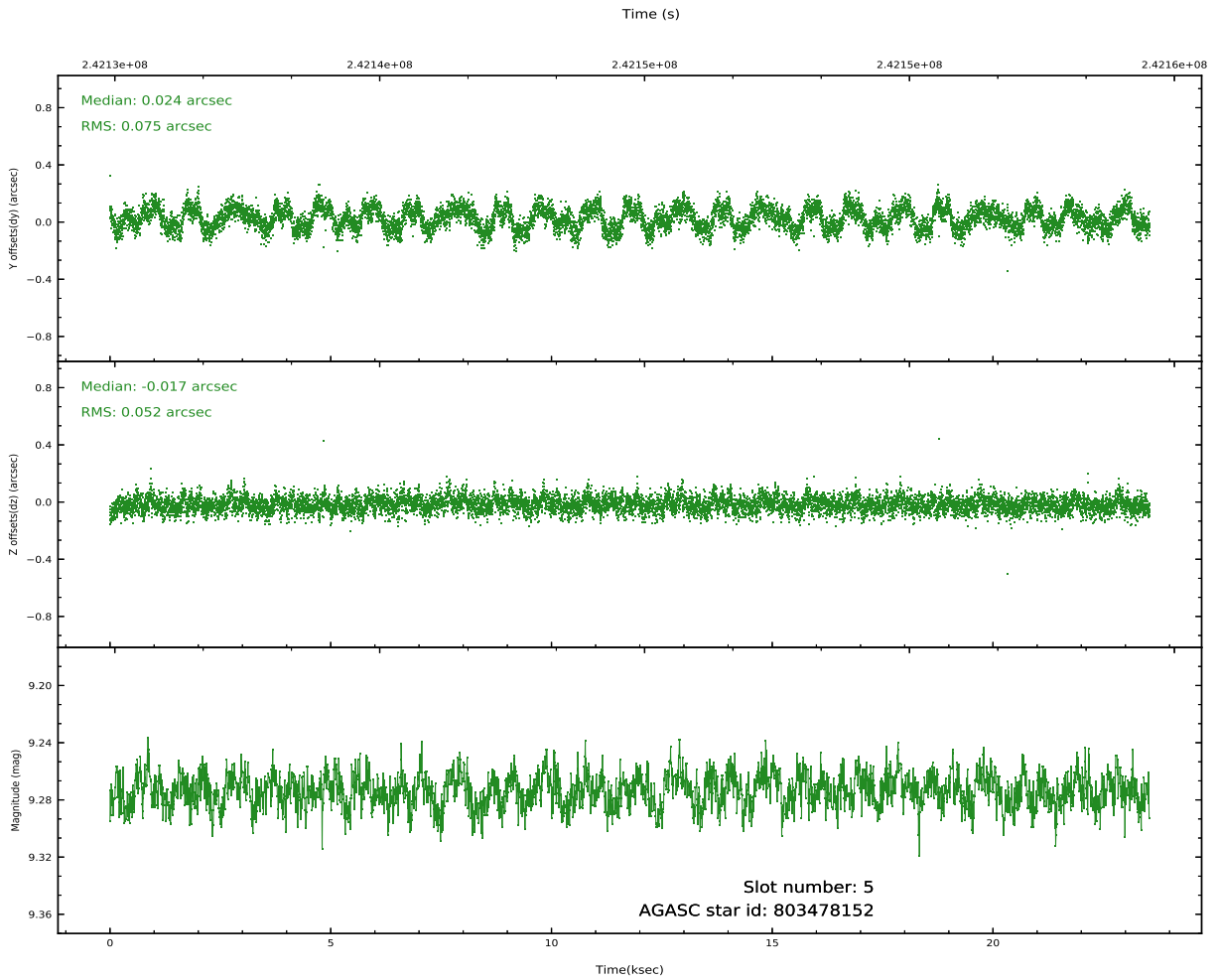
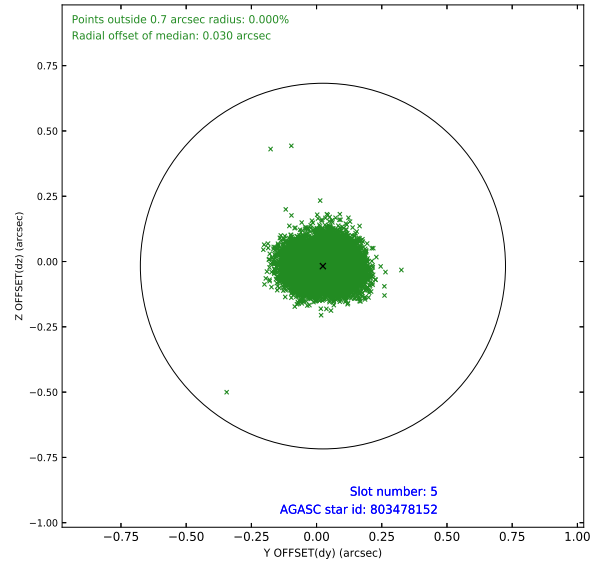
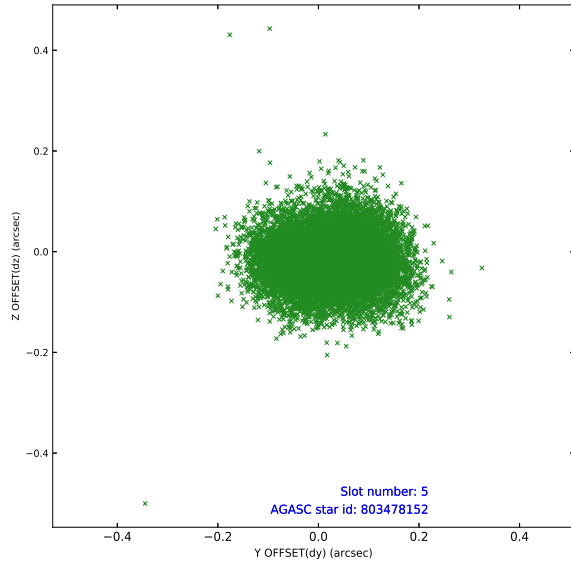
2.4.1 Slot 3



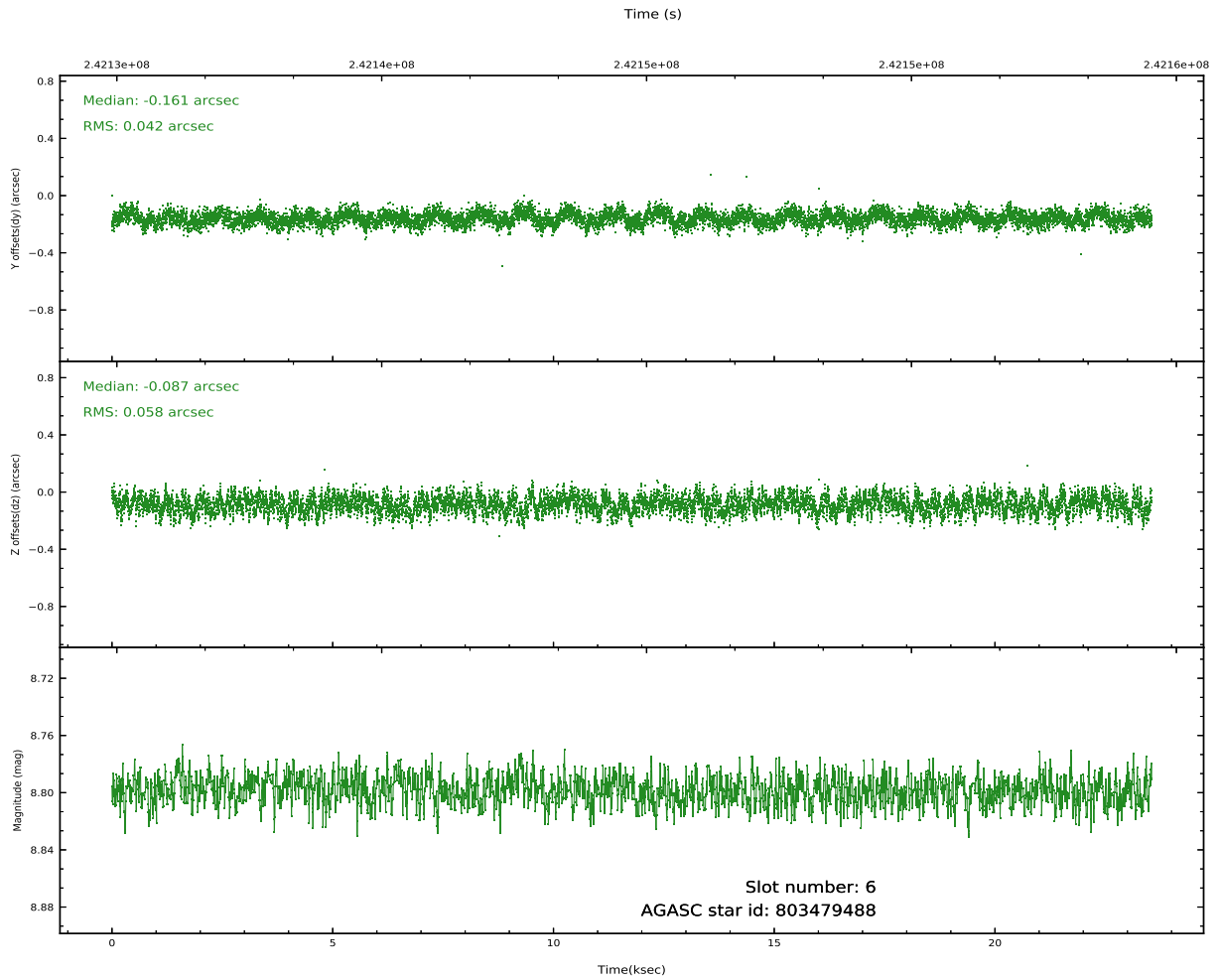
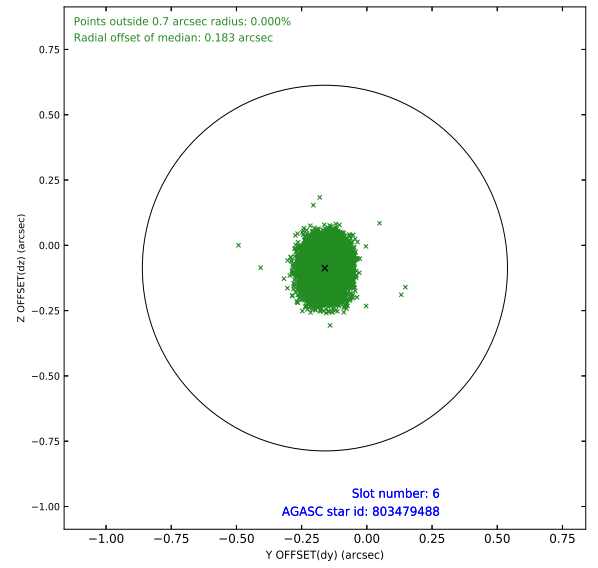
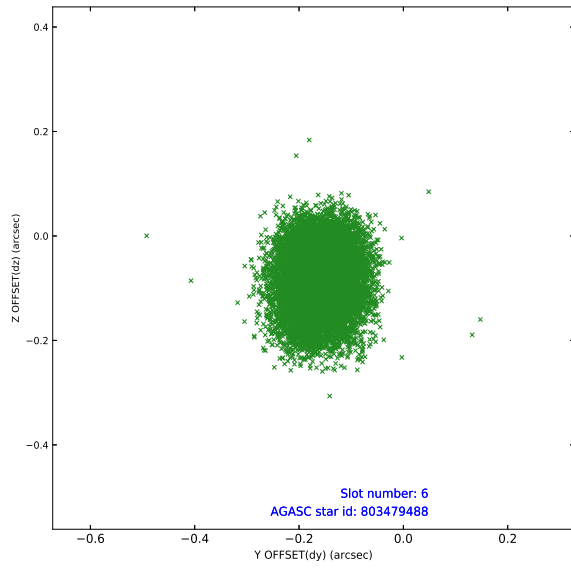
2.4.2 Slot 4



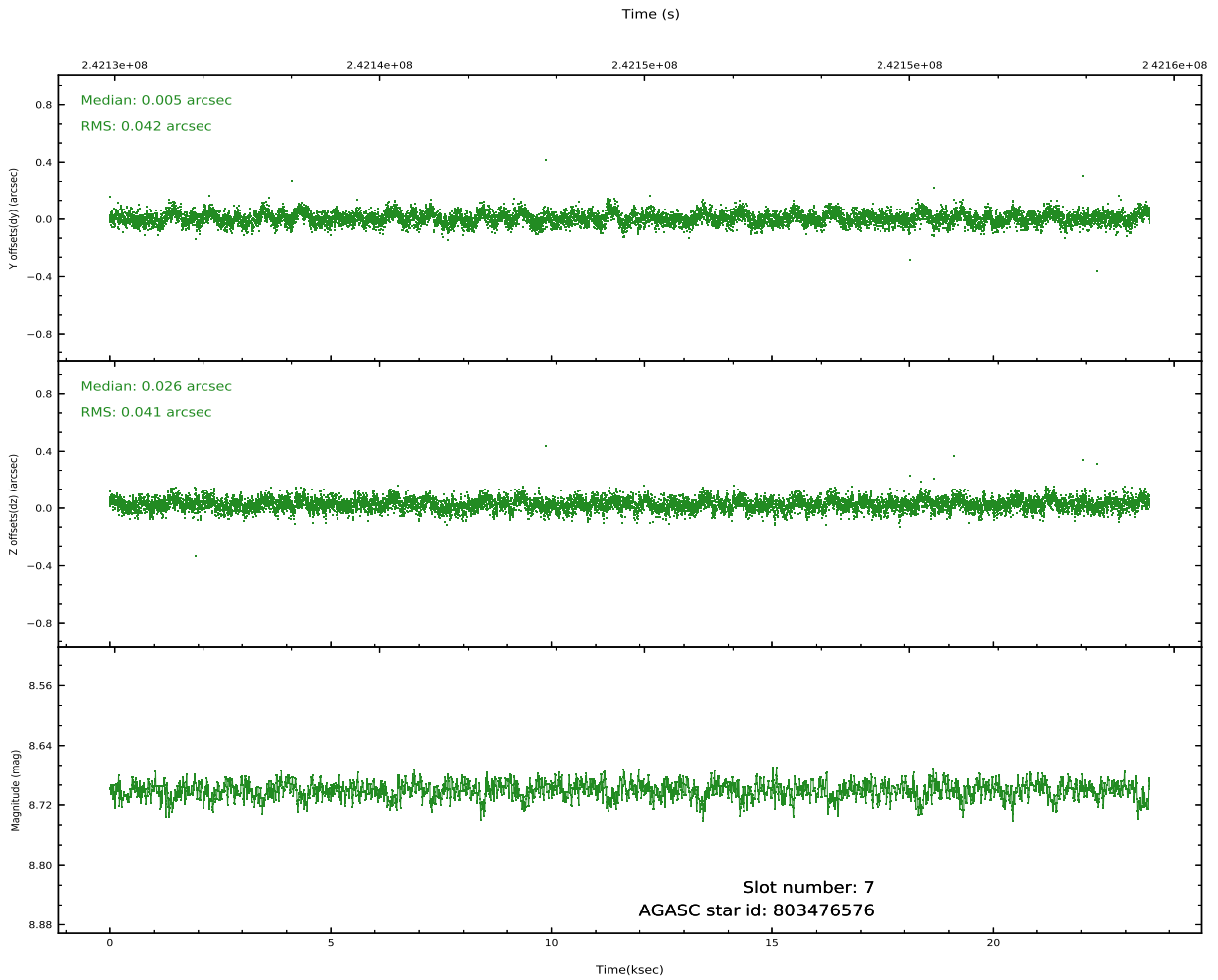
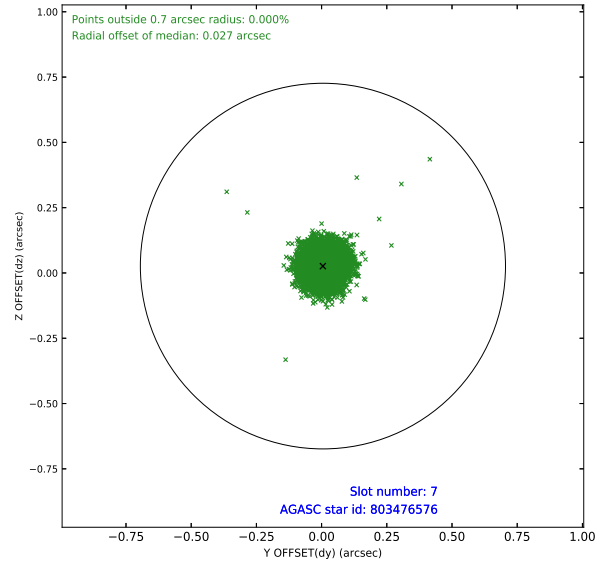
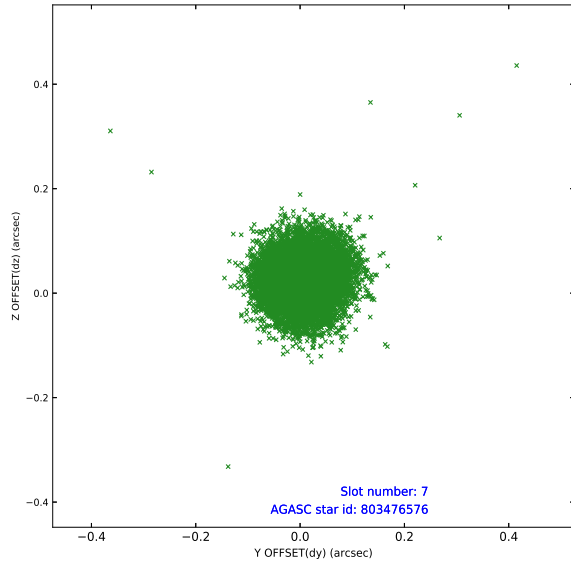
2.4.3 Slot 5



2.4.4 Slot 6

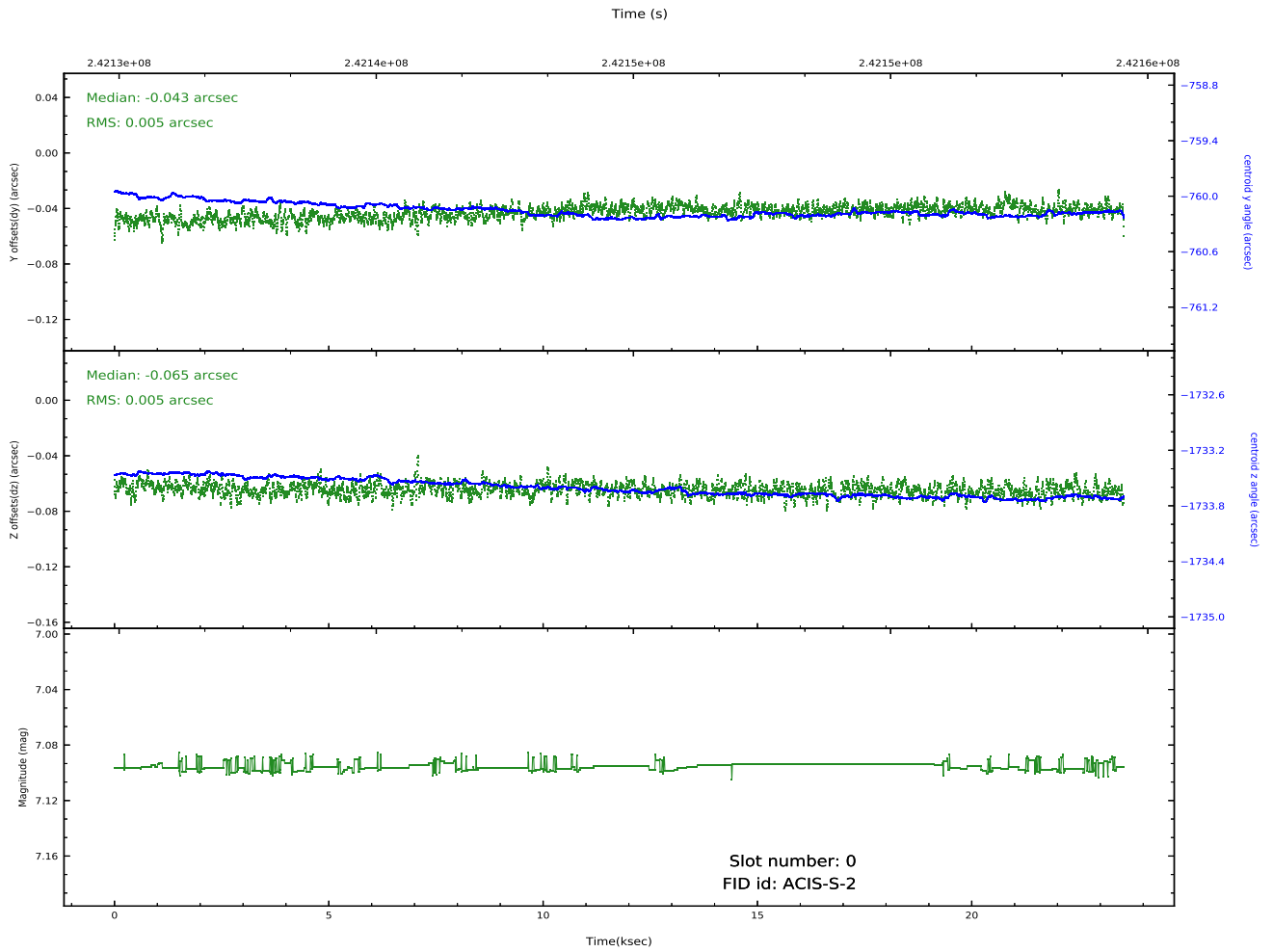
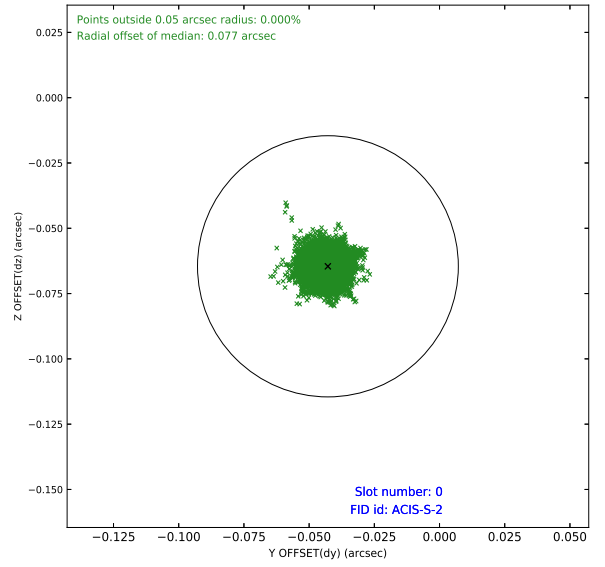
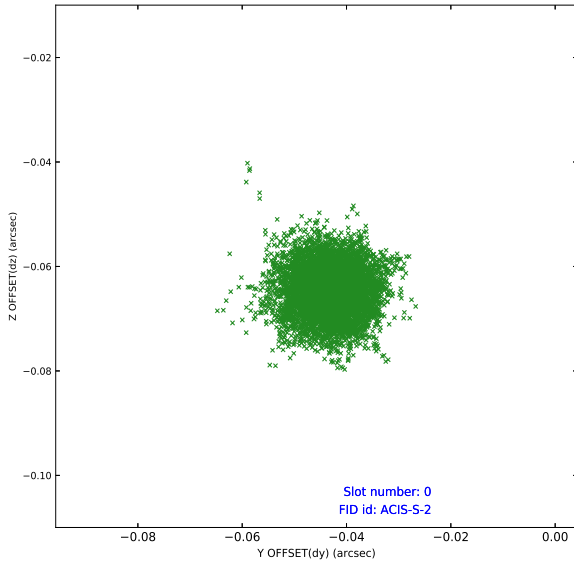


2.4.5 Slot 7

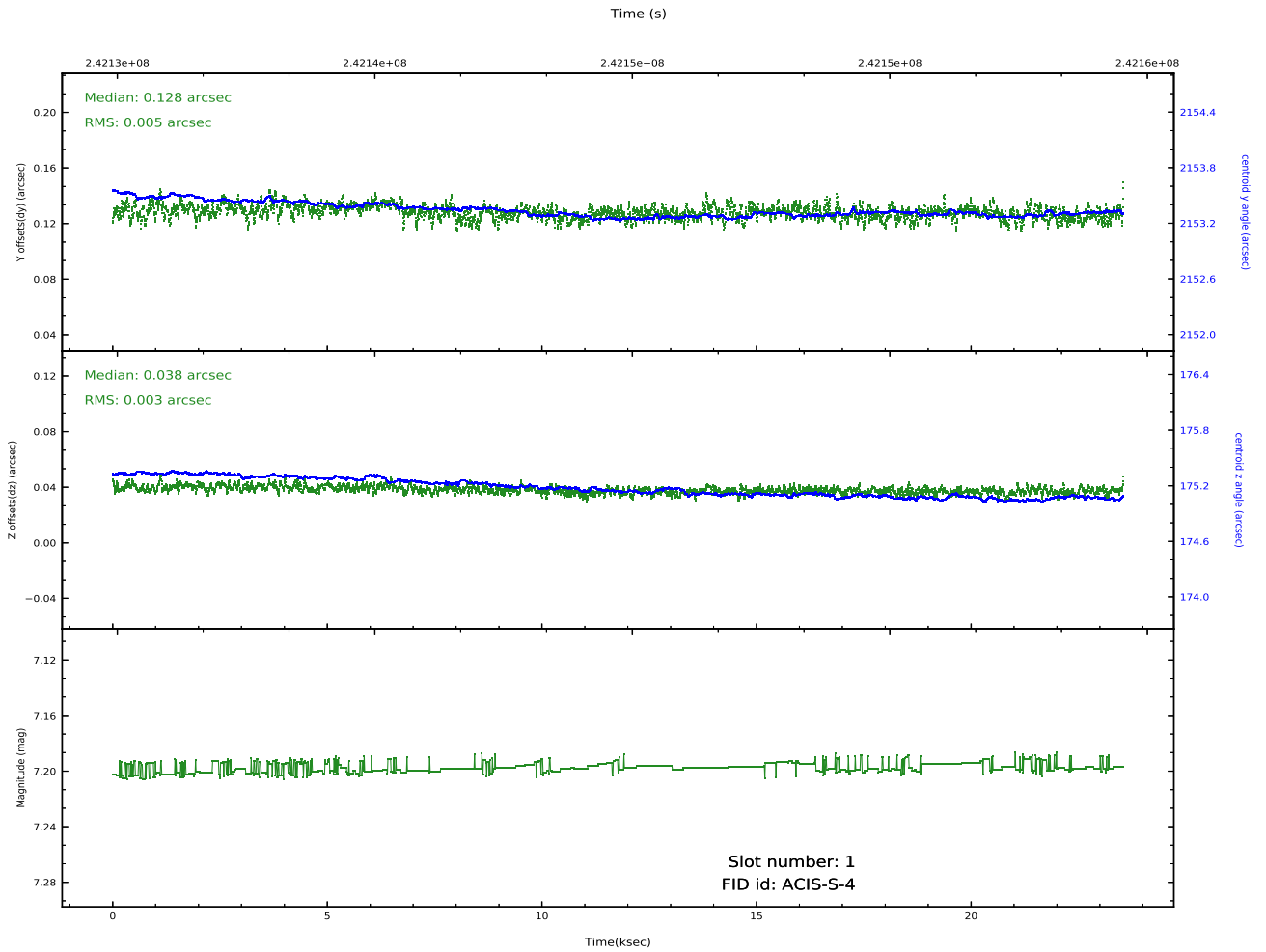
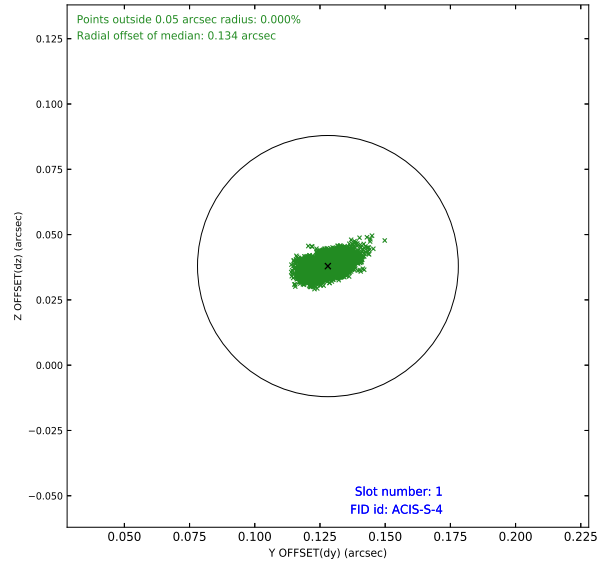
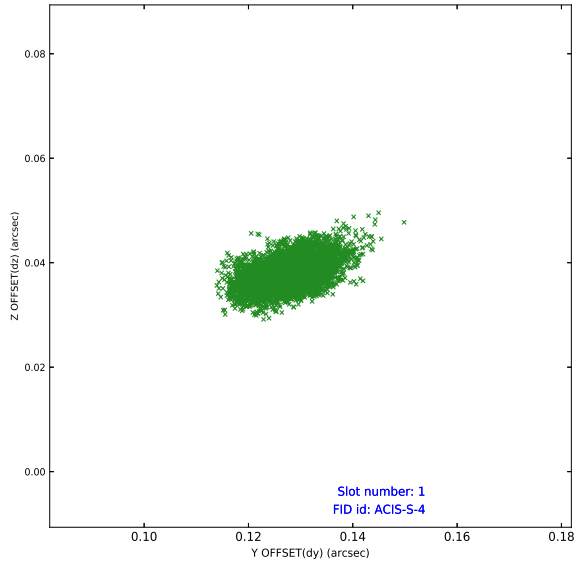


2.5 FID Slots

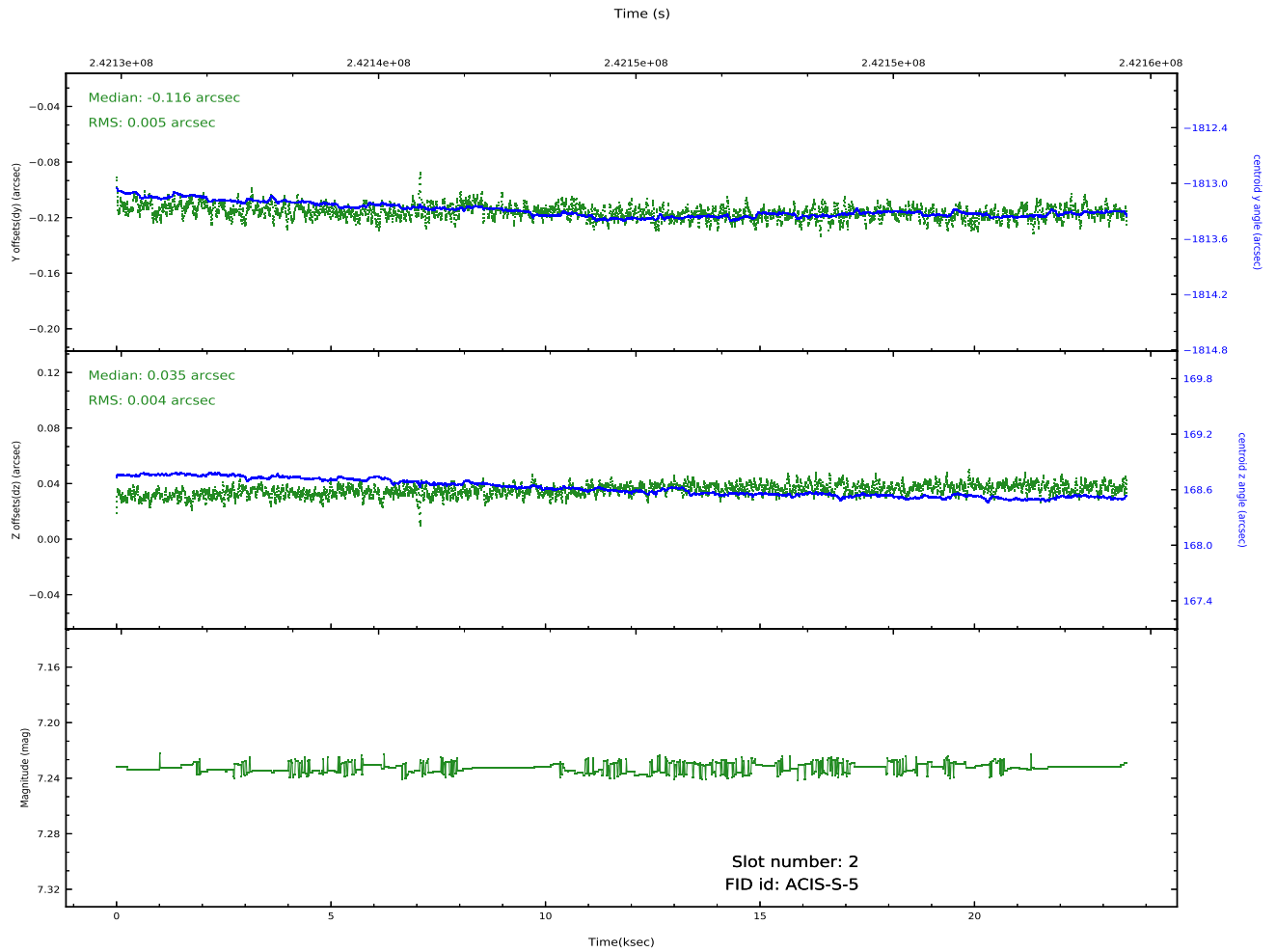
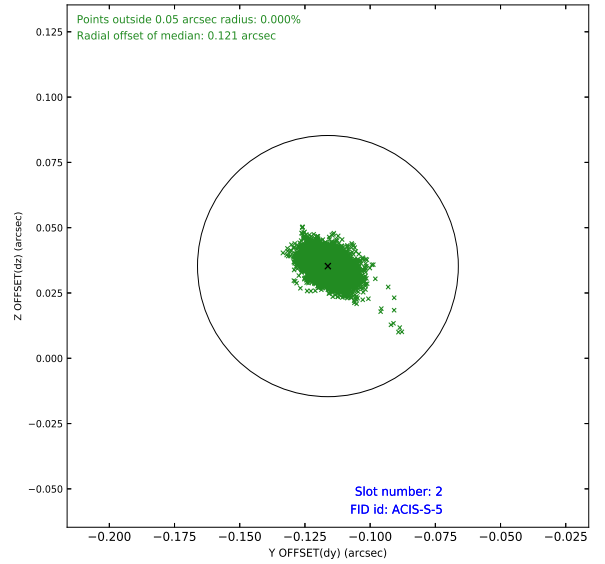
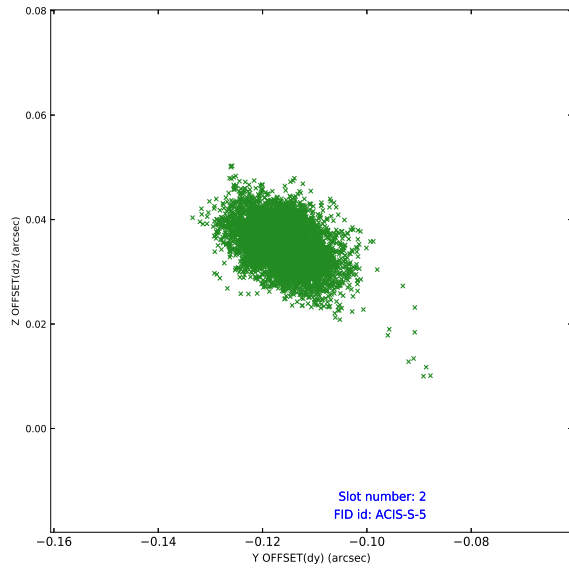
2.5.1 Slot 0



2.5.2 Slot 1



2.5.3 Slot 2



A Summary

A.1 Status

V&V Scientist	Jen Lauer
V&V Date (YYYY-MM-DD)	2020.10.14
V&V Edition	1
V&V Disposition and Status	OK
V&V Charge Time	23.54239

A.2 Comments