

V&V Reference Report

L2 ASCDS Version : 10.9.1

Observation 4549 - L2 Version 4
Chandra X-Ray Center


L2 Processing Date : Sep 23 2020

Contents

1	Front	2
2	OBI	3
2.1	OBI	3
2.1.1	Images	3
2.1.2	Bias	3
2.1.3	Parameters	4
2.1.4	Events	4
2.2	Compared Parameters	5
2.3	Aspect	6
2.4	Star Slots	9
2.4.1	Slot 3	9
2.4.2	Slot 4	10
2.4.3	Slot 5	11
2.4.4	Slot 6	12
2.4.5	Slot 7	13
2.5	FID Slots	14
2.5.1	Slot 0	14
2.5.2	Slot 1	15
2.5.3	Slot 2	16
A	Summary	17
A.1	Status	17
A.2	Comments	17

1 Front


seq_num	400332	Sequence number
obs_id	4549	Observation id
title	Low-luminosity X-ray binaries	Proposal title
observer	Prof Mariano Mendez	Principal investigator
object	1RXS J170854.4-321857	Source name
dtcycle	0	
cycle	P	events from which exps? Prim/Second/Both
ra_targ	257.226667	Observer's specified target RA [deg]
dec_targ	-32.315833	Observer's specified target Dec [deg]
ra_nom	257.23190685435	Nominal RA [deg]
dec_nom	-32.308117514002	Nominal Dec [deg]
roll_nom	93.269283426773	Nominal Roll [deg]
revision	4	Processing version of data
ontime	13670.35900867	Sum of GTIs [s]
livetime	13497.2566916	Livetime [s]
ontime2	13673.599949062	Sum of GTIs [s]
ontime3	13670.358968884	Sum of GTIs [s]
ontime5	13670.358988792	Sum of GTIs [s]
ontime6	13673.599949062	Sum of GTIs [s]
ontime7	13670.35900867	Sum of GTIs [s]
ontime8	13673.599949062	Sum of GTIs [s]
l2events	147980	Number of level 2 events




2 OBI

2.1 OBI

2.1.1 Images



2.1.2 Bias



2.1.3 Parameters

obi_num	0	Obi number	sched_exp_time	13500.000000	[s] Scheduled observation exposure time
ascdsver	10.9.1	Processing system revision	ontime	13670.35900867	Sum of GTIs [s]
caldbver	4.9.2	 	ontime2	13673.599949062	Sum of GTIs [s]
date	2020-09-23T15:57:09	Date and time of file creation	ontime3	13670.358968884	Sum of GTIs [s]
revision	4	Processing version of data	ontime5	13670.358988792	Sum of GTIs [s]
			ontime6	13673.599949062	Sum of GTIs [s]
			ontime7	13670.35900867	Sum of GTIs [s]
			ontime8	13673.599949062	Sum of GTIs [s]
			l1events	599248	Number of level 1 events

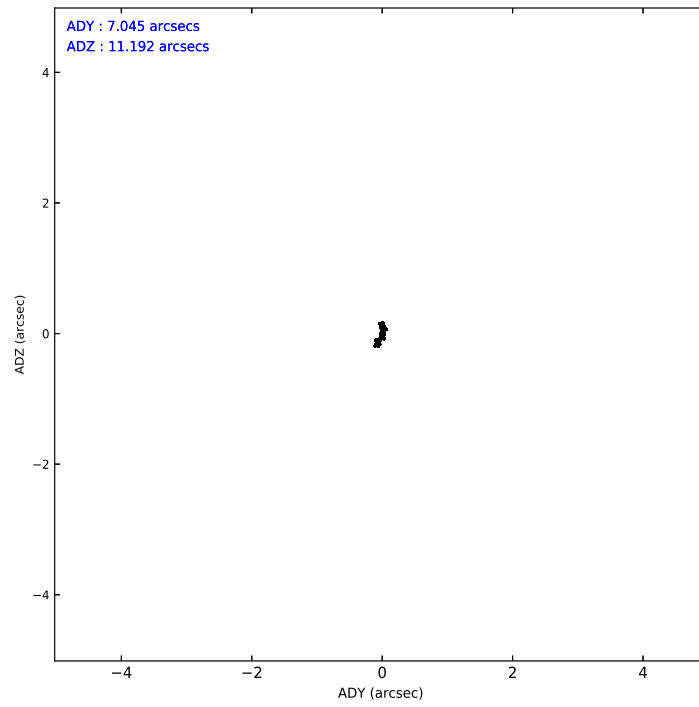
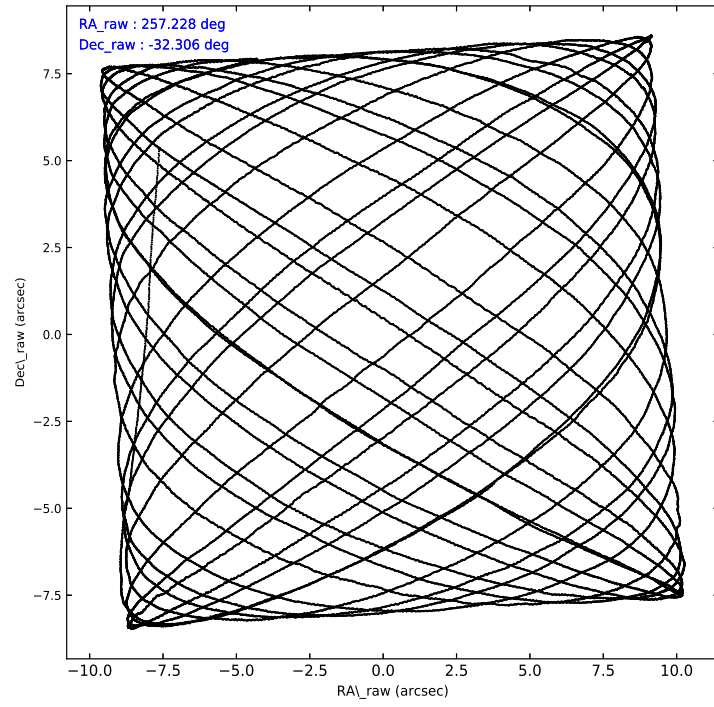
2.1.4 Events

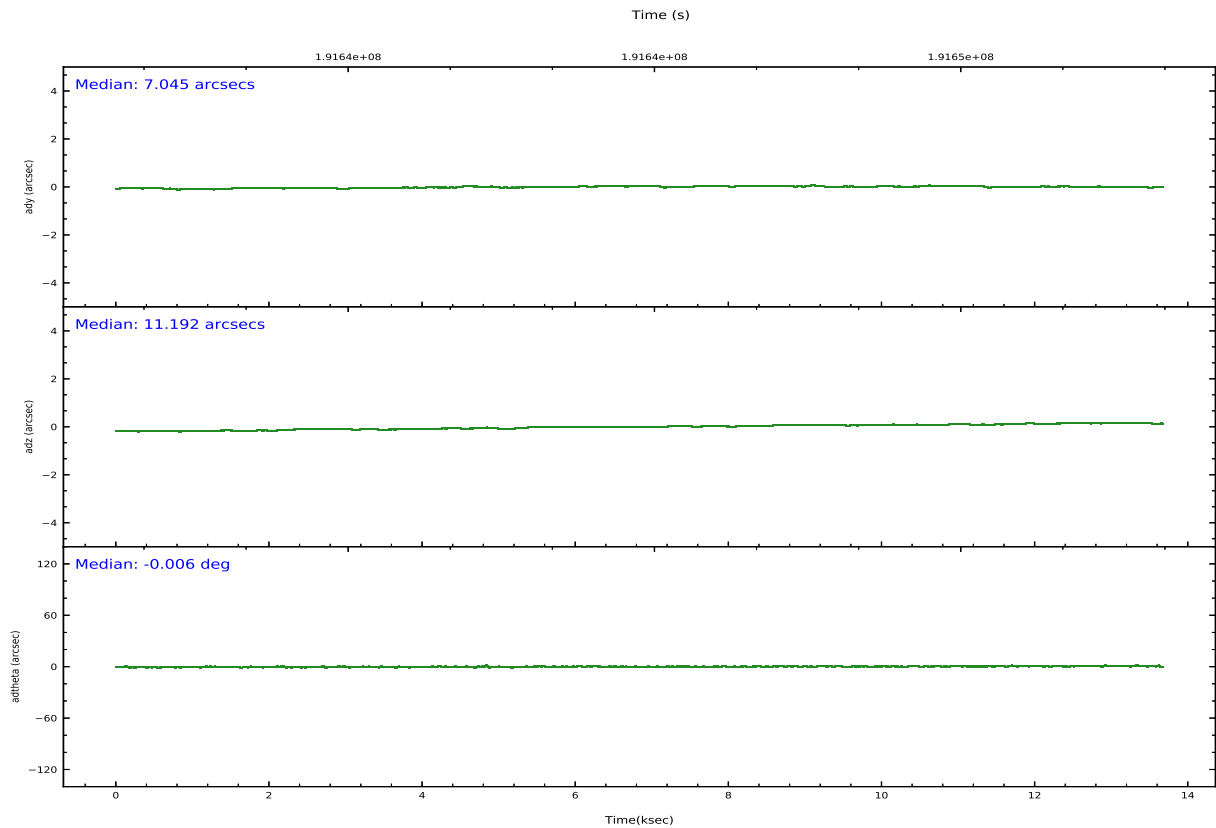
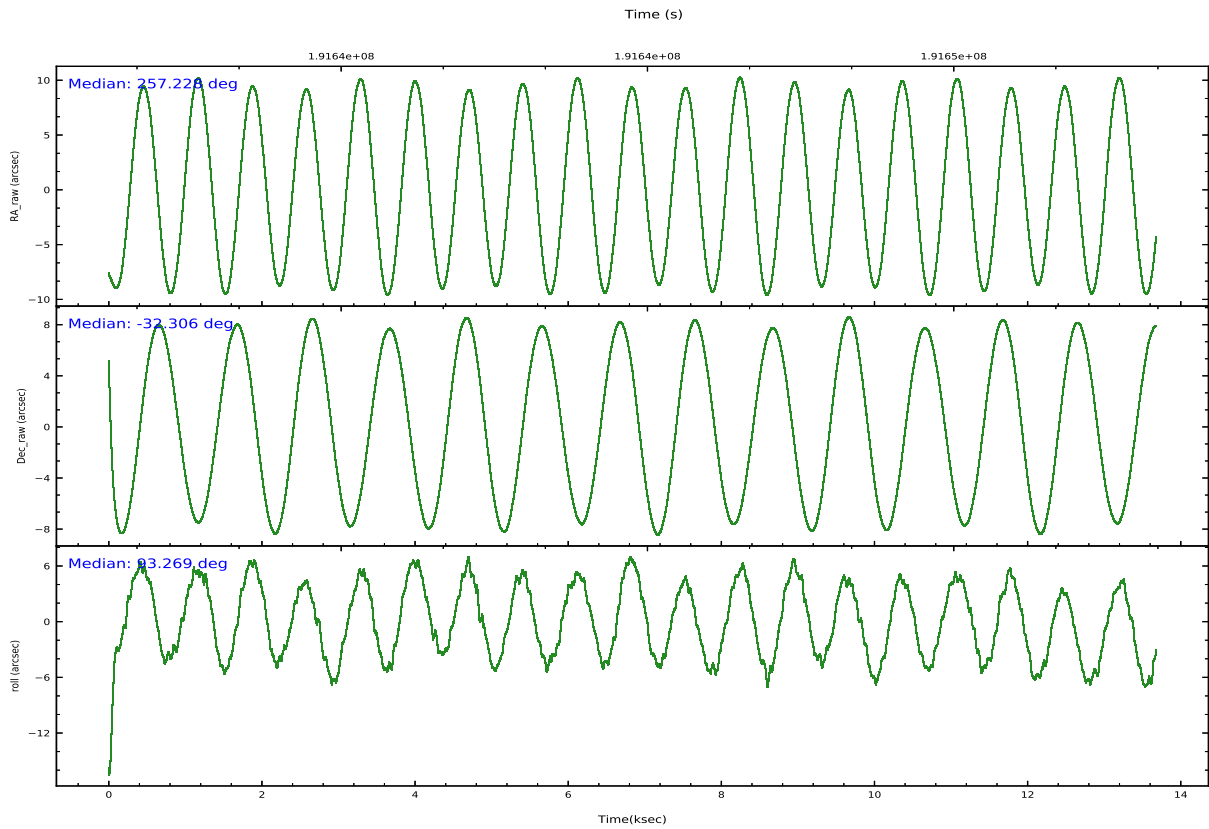
	ccd 2	ccd 3	ccd 5	ccd 6	ccd 7	ccd 8		ccd 2	ccd 3	ccd 5	ccd 6	ccd 7	ccd 8
level 1 events	82780	78656	128876	83429	124391	101116	grade 0 events	5119	5289	9905	5709	7163	7843
rejected events	72038	67973	68165	71647	67286	79168		6%	6%	7%	6%	5%	7%
rejected %	87%	86%	52%	85%	54%	78%	grade 1 events	60	46	291	43	200	65
								0%	0%	0%	0%	0%	0%
							grade 2 events	2161	1981	17107	2193	12027	4736
								2%	2%	13%	2%	9%	4%
							grade 3 events	934	924	2482	1025	5449	2064
								1%	1%	1%	1%	4%	2%
							grade 4 events	898	940	2363	1001	5429	1968
								1%	1%	1%	1%	4%	1%
							grade 5 events	3151	3529	9085	3803	11030	4949
								3%	4%	7%	4%	8%	4%
							grade 6 events	1724	1656	29439	1971	27669	5545
								2%	2%	22%	2%	22%	5%
							grade 7 events	68733	64291	58204	67684	55424	73946
								83%	81%	45%	81%	44%	73%

2.2 Compared Parameters

Parameter	Planned	Actual	Parameter	Planned	Actual
Instrument	ACIS	ACIS	Obspar version number	8	8
Detector	ACIS-235678	ACIS-235678	Obspar file type	PREDICTED	ACTUAL
Grating	NONE	NONE	Obspar update status	NONE	UPDATED
Data mode	FAINT	FAINT	Number of optional ACIS chips dropped	0	0
Observation mode	POINTING	POINTING	On-chip summing requested	N	N
[deg] Pointing RA	257.246064	257.23190685435	Subarray requested	NONE	NONE
[deg] Pointing Dec	-32.328795	-32.308117514002	Alternating exposures requested	N	N
[deg] Pointing Roll	93.121576	93.269283426773	[s] Primary exposure time	0.000000	3.2
[mm] SIM focus pos	-0.684267	-0.6828225247311905			
[mm] SIM defocus	0	0.001444936568705701			
[mm] SIM translation stage pos	-190.132523	-190.1425803651734			
[mm] SIM translation stage offset	0	0.01005778216563158			
[s] Observation start time (MET)	191637144.184000	191636010.61215			
Observation start date	2004-01-28T00:31:20	2004-01-28T00:13:30			
[s] Observation end time (MET)	191650644.184000	191651534.23782			
Observation end date	2004-01-28T04:16:20	2004-01-28T04:32:14			
Read mode	TIMED	TIMED			

2.3 Aspect





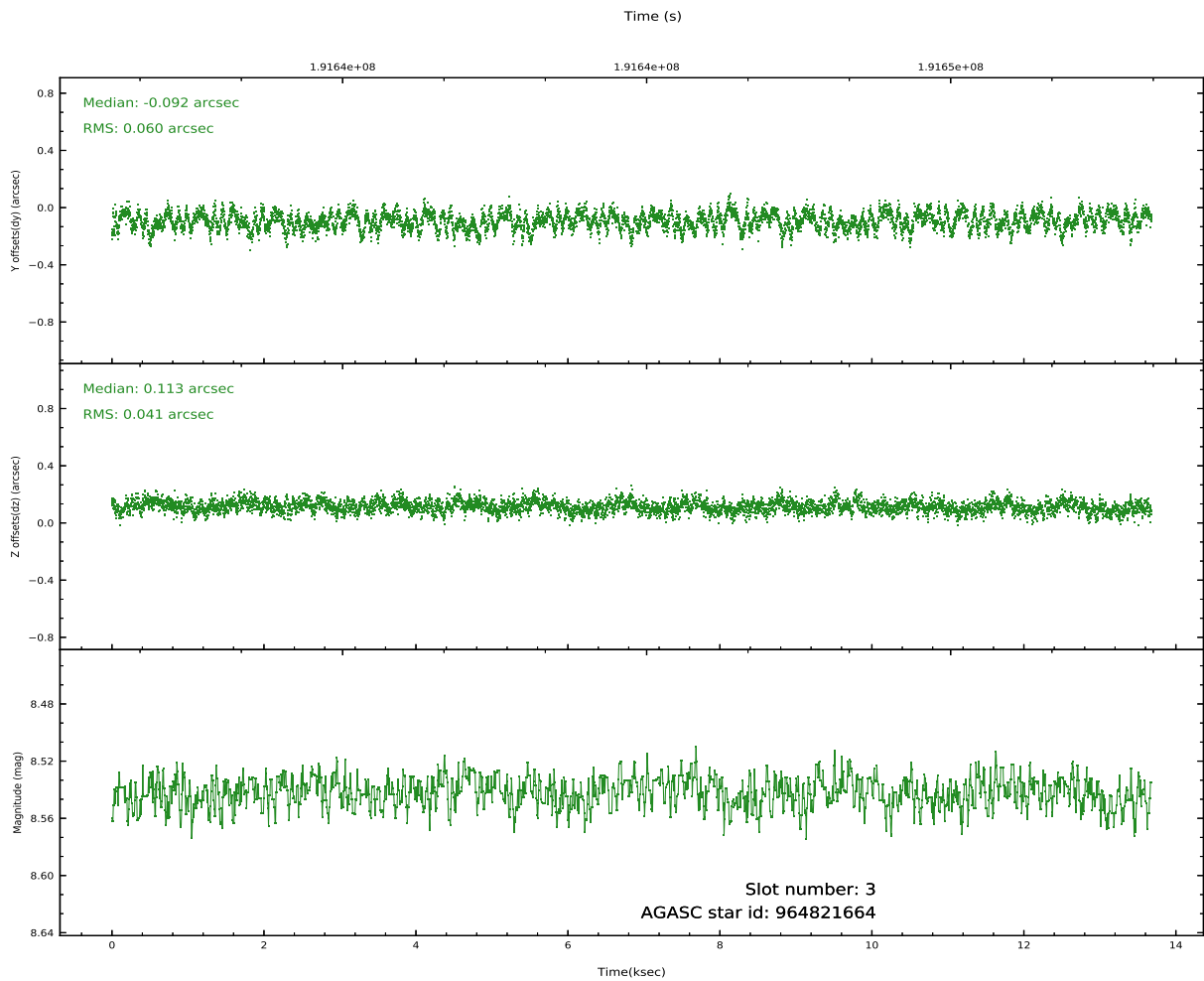
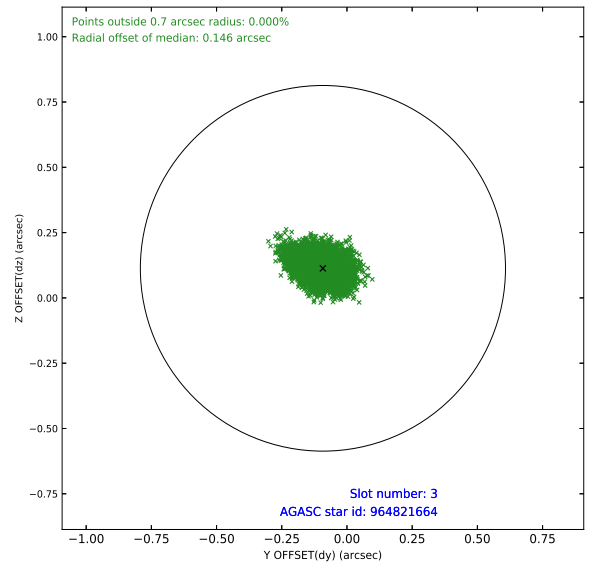
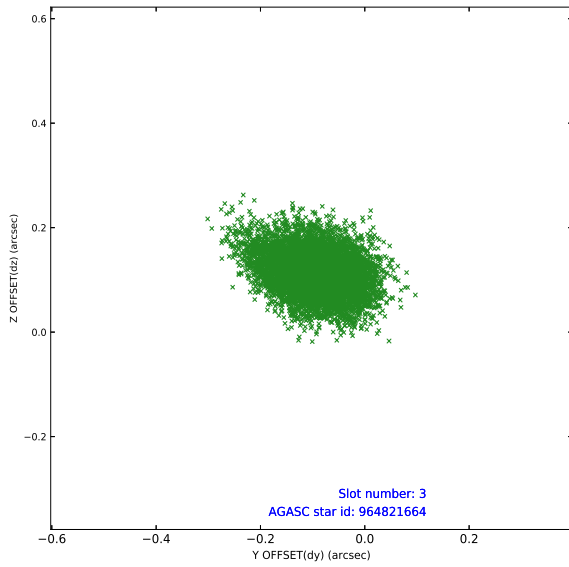
Slot Statistics

slot	status	used	id	mag	n_pts	frac_pts	med_dy	med_dz	dr1	dr2	ra	dec	mean_y	mea
0	FID		ACIS-S-2	7.10	3336	1.000	-0.065	-0.041	0.008	0.012	0.000000	0.000000	-759.80	-1732
1	FID		ACIS-S-4	7.20	3336	1.000	0.112	0.042	0.007	0.012	0.000000	0.000000	2153.44	175
2	FID		ACIS-S-5	7.23	3336	1.000	-0.078	0.007	0.007	0.011	0.000000	0.000000	-1812.26	169
3	GUIDE	used	964821664	8.54	6671	1.000	-0.092	0.113	0.076	0.125	257.959642	-31.747667	1963.21	-2294
4	GUIDE	used	965347600	8.82	6673	1.000	-0.084	-0.107	0.061	0.099	256.993678	-31.977059	1305.77	700
5	GUIDE	used	964828392	9.32	6669	1.000	-0.029	-0.004	0.078	0.129	256.830445	-31.804107	1953.26	1167
6	GUIDE	used	965351944	9.09	6670	1.000	0.091	-0.033	0.073	0.117	257.024404	-32.627347	-1036.69	729
7	GUIDE	used	965351608	8.89	6671	1.000	0.115	0.029	0.075	0.123	257.606184	-32.621094	-1111.69	-1032

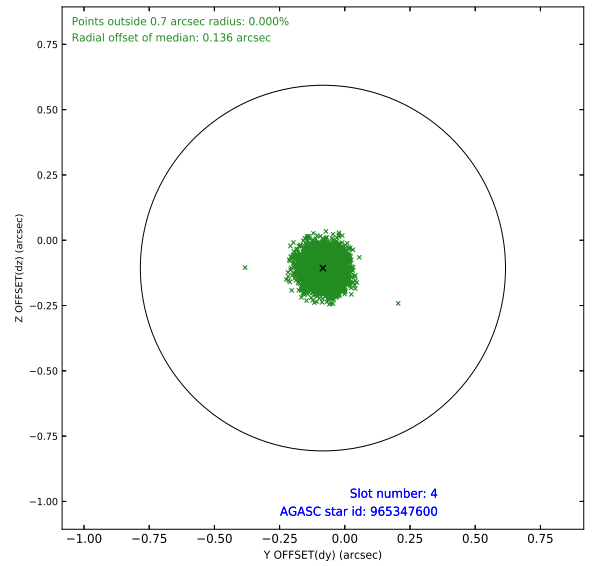
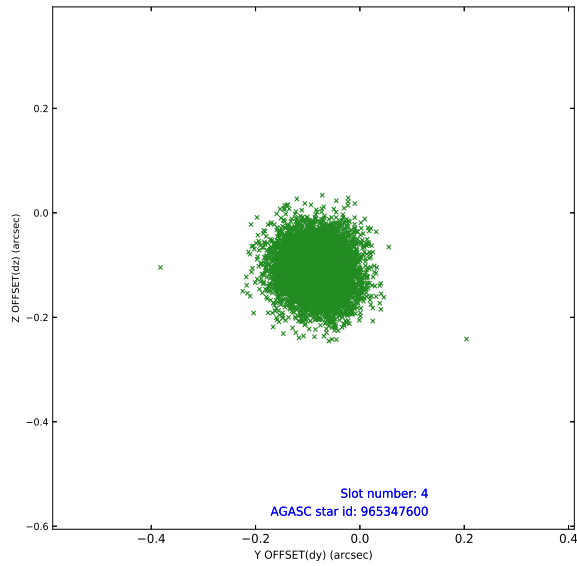
∞

2.4 Star Slots

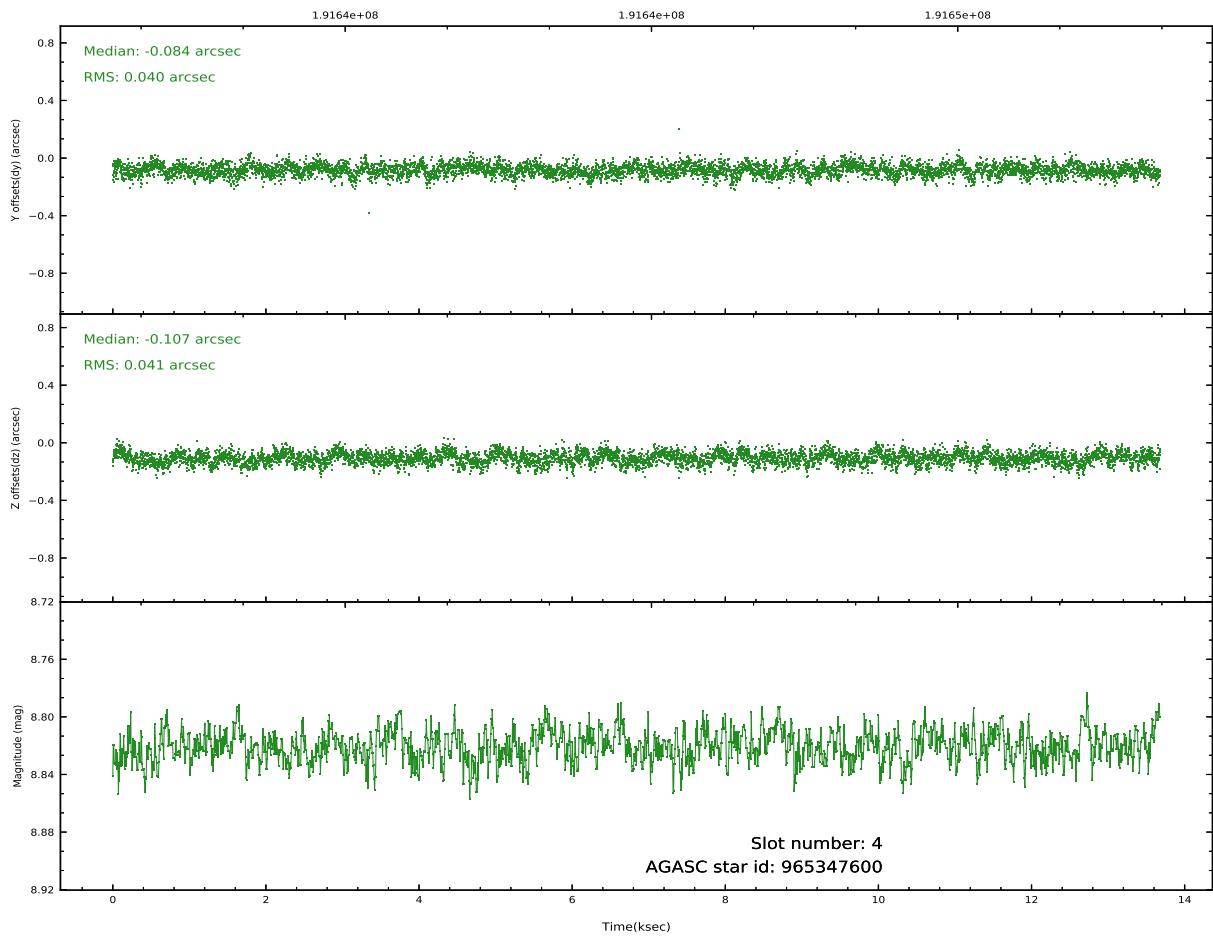
2.4.1 Slot 3



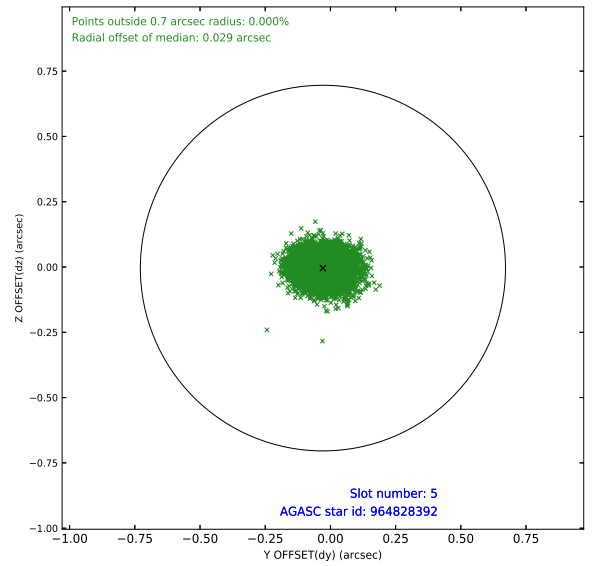
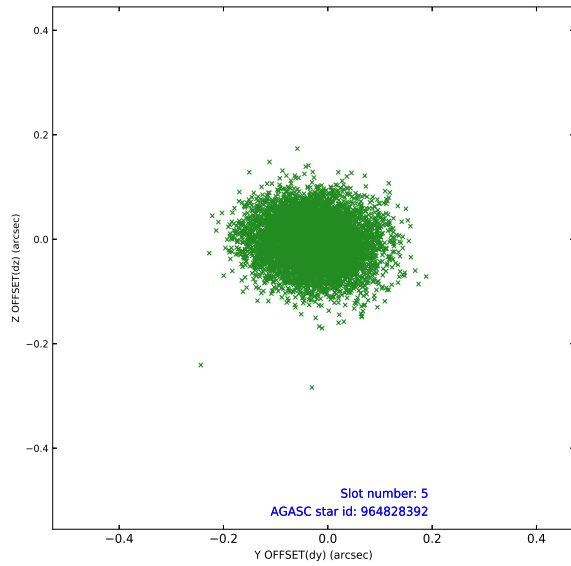
2.4.2 Slot 4



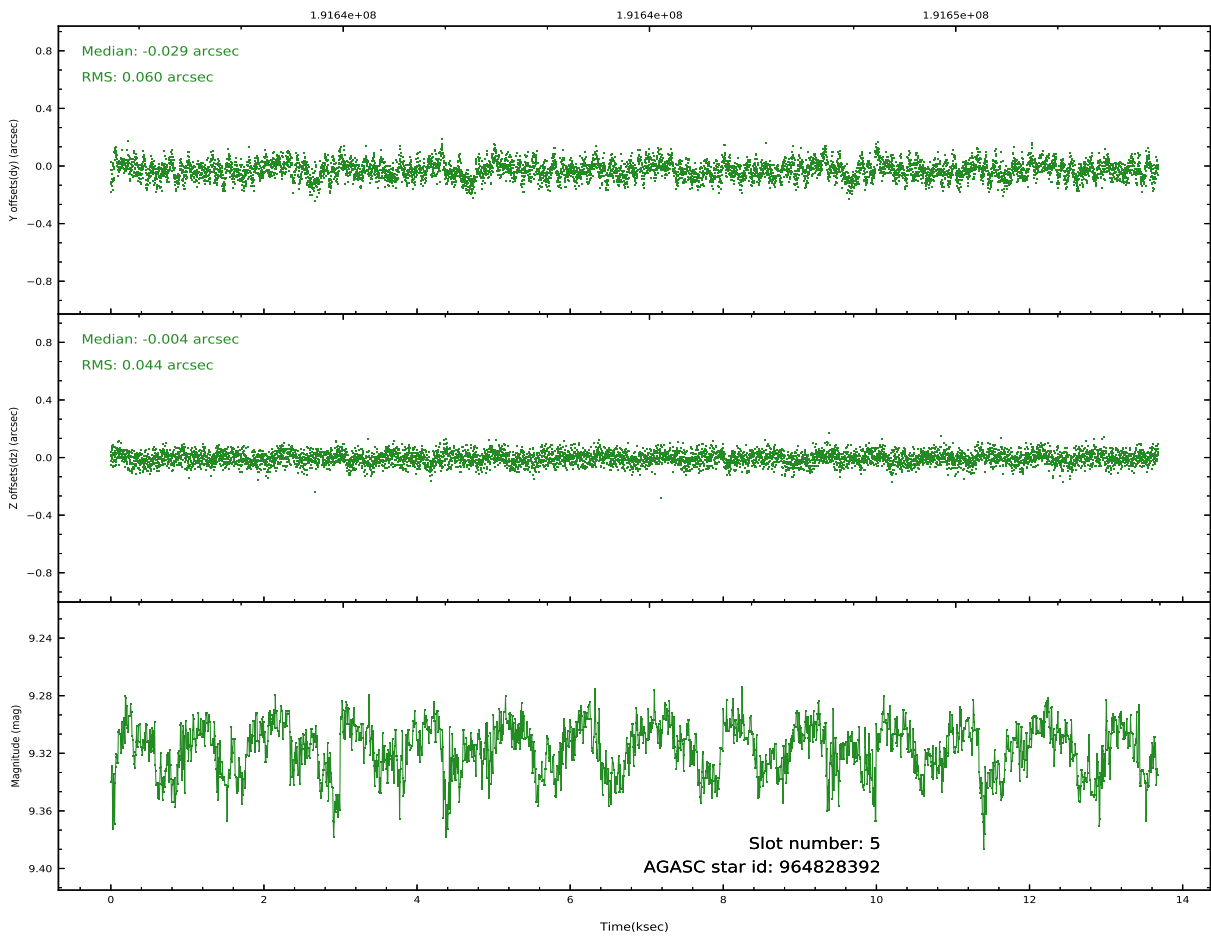
Time (s)



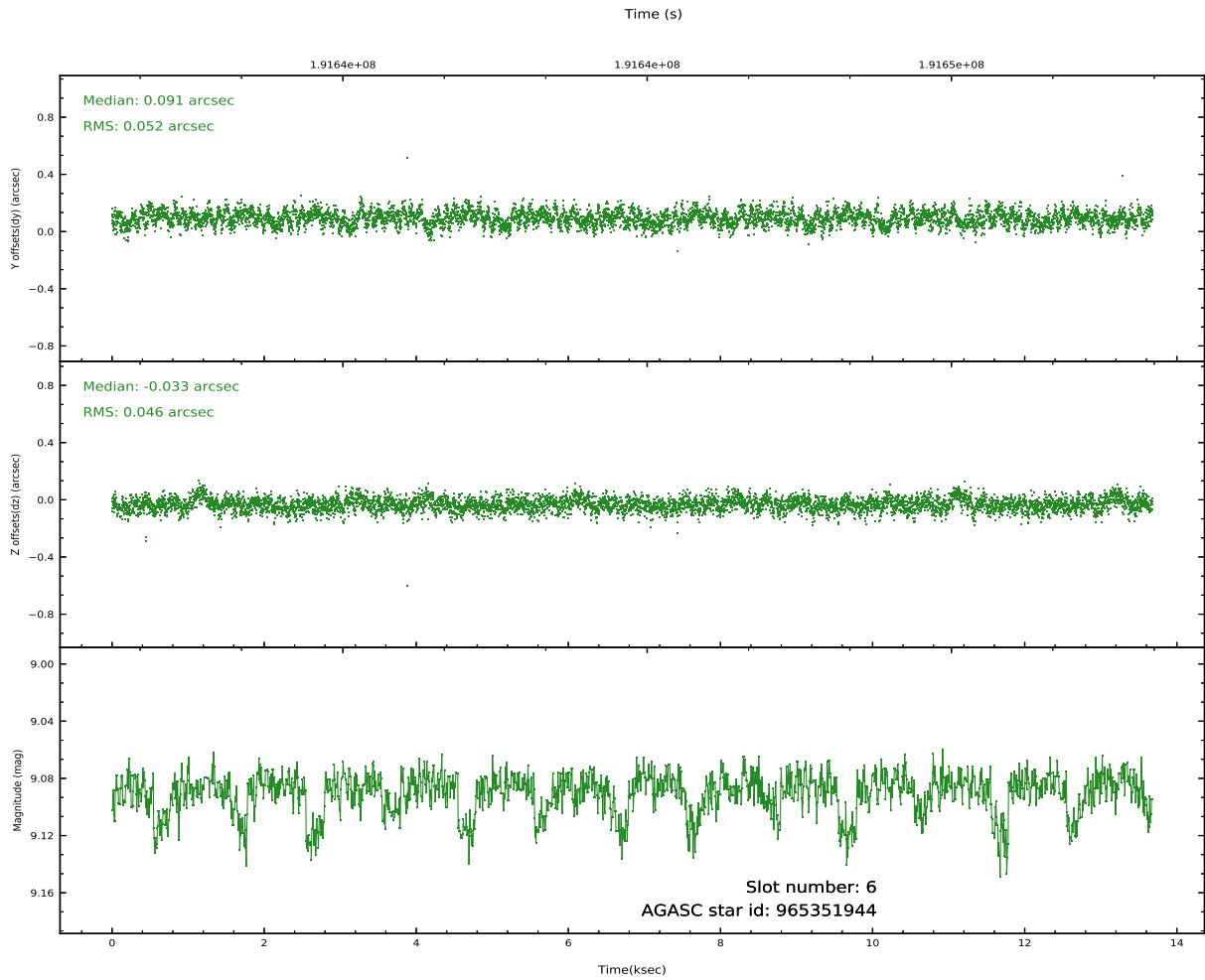
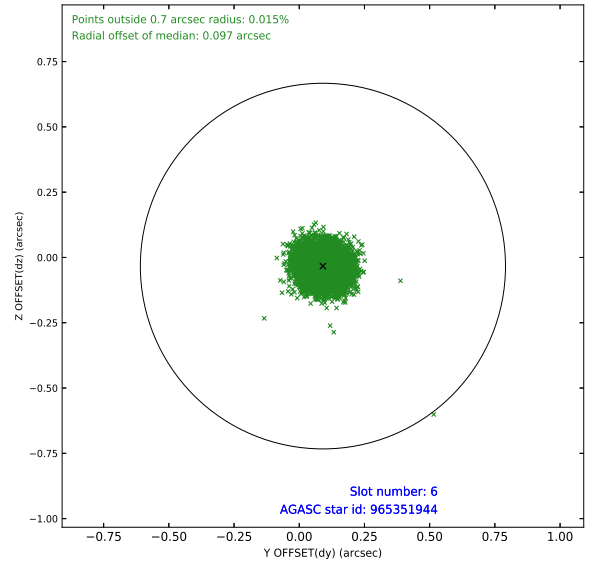
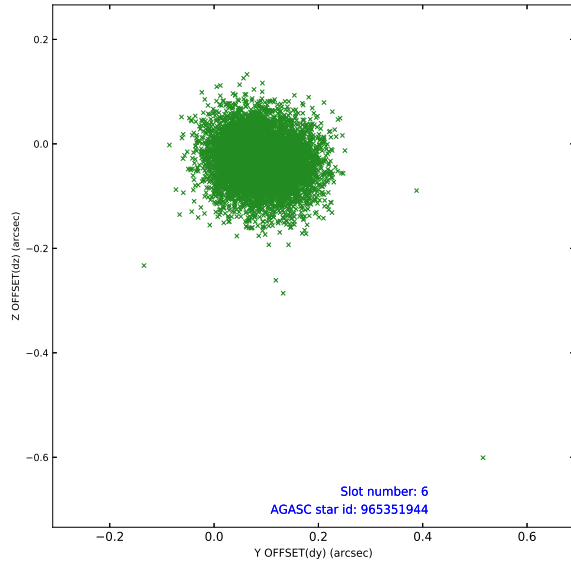
2.4.3 Slot 5



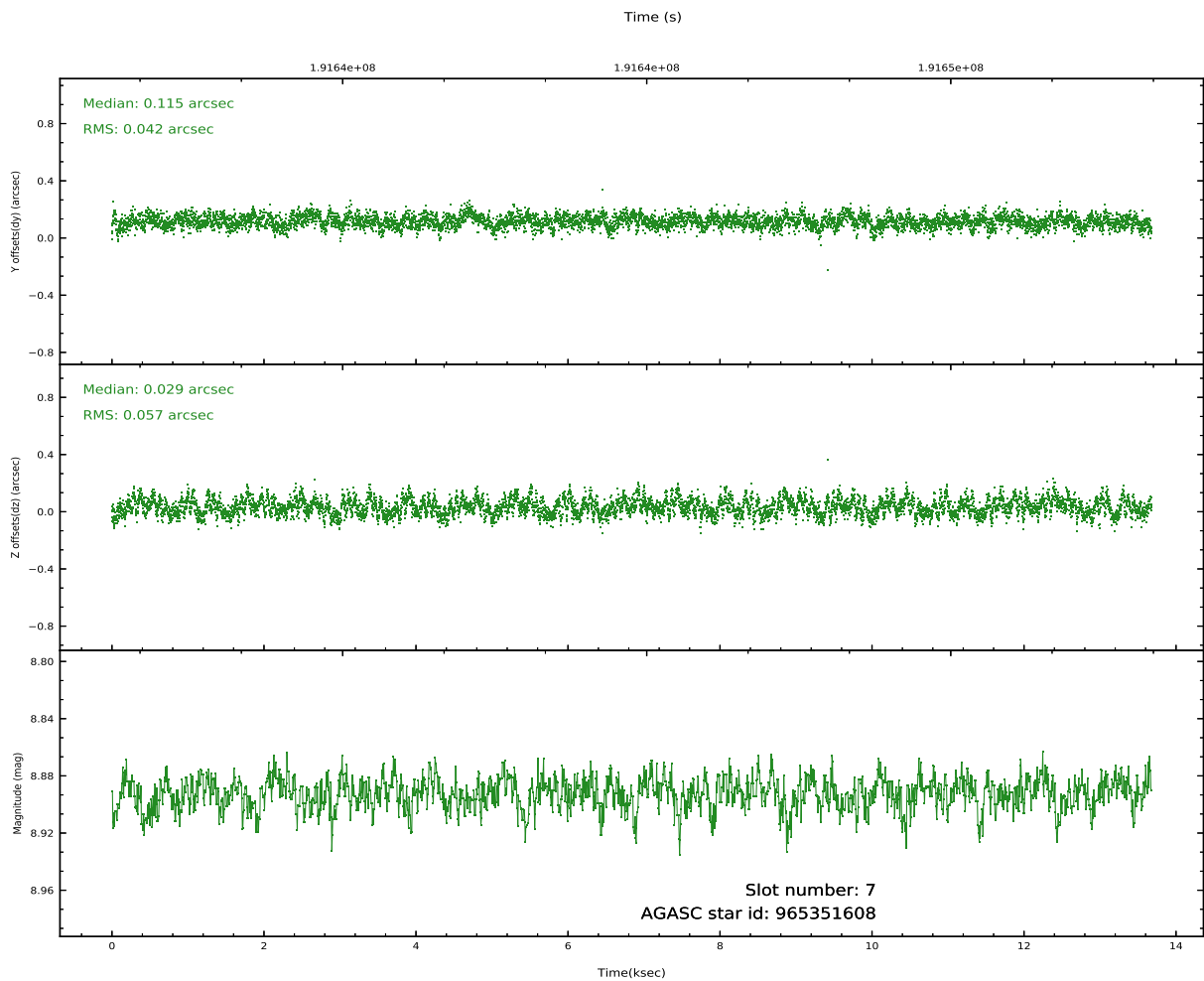
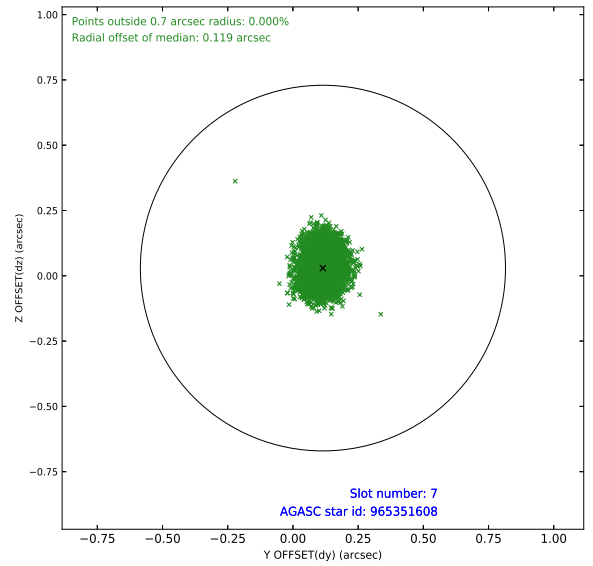
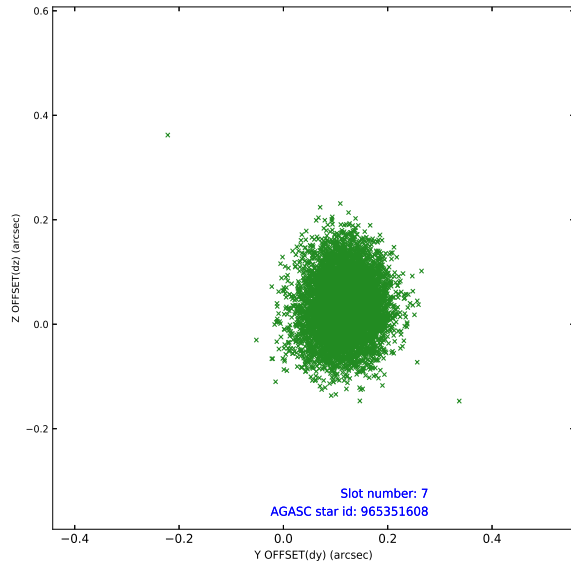
Time (s)



2.4.4 Slot 6

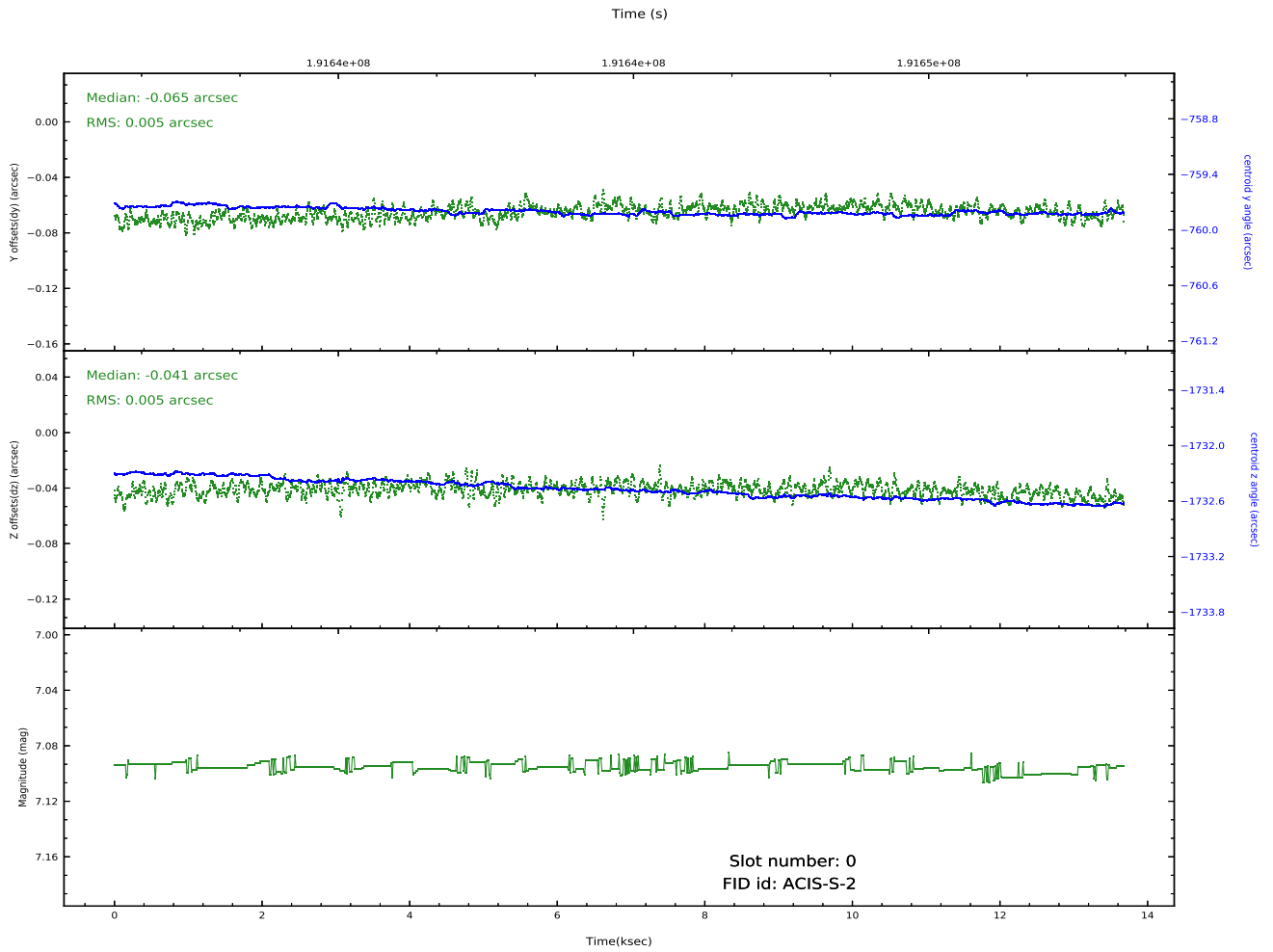
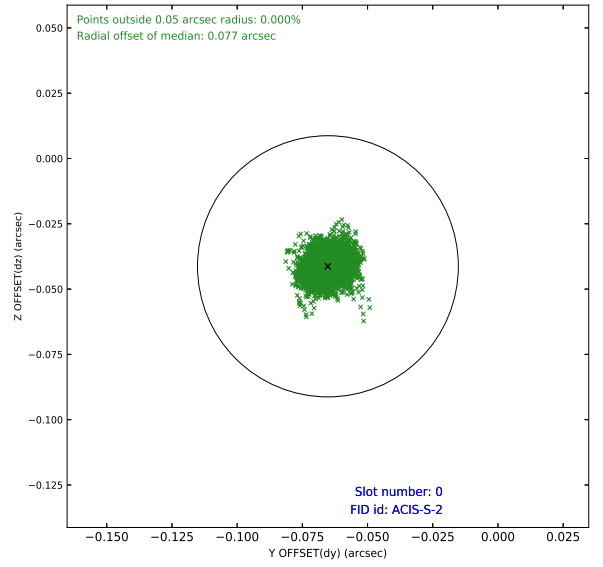
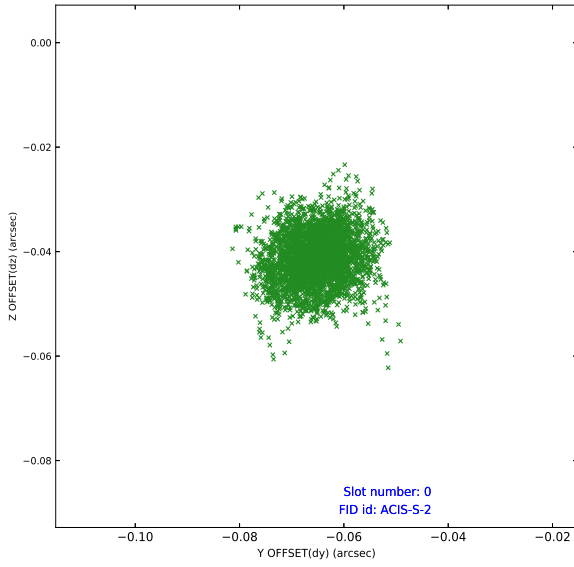


2.4.5 Slot 7

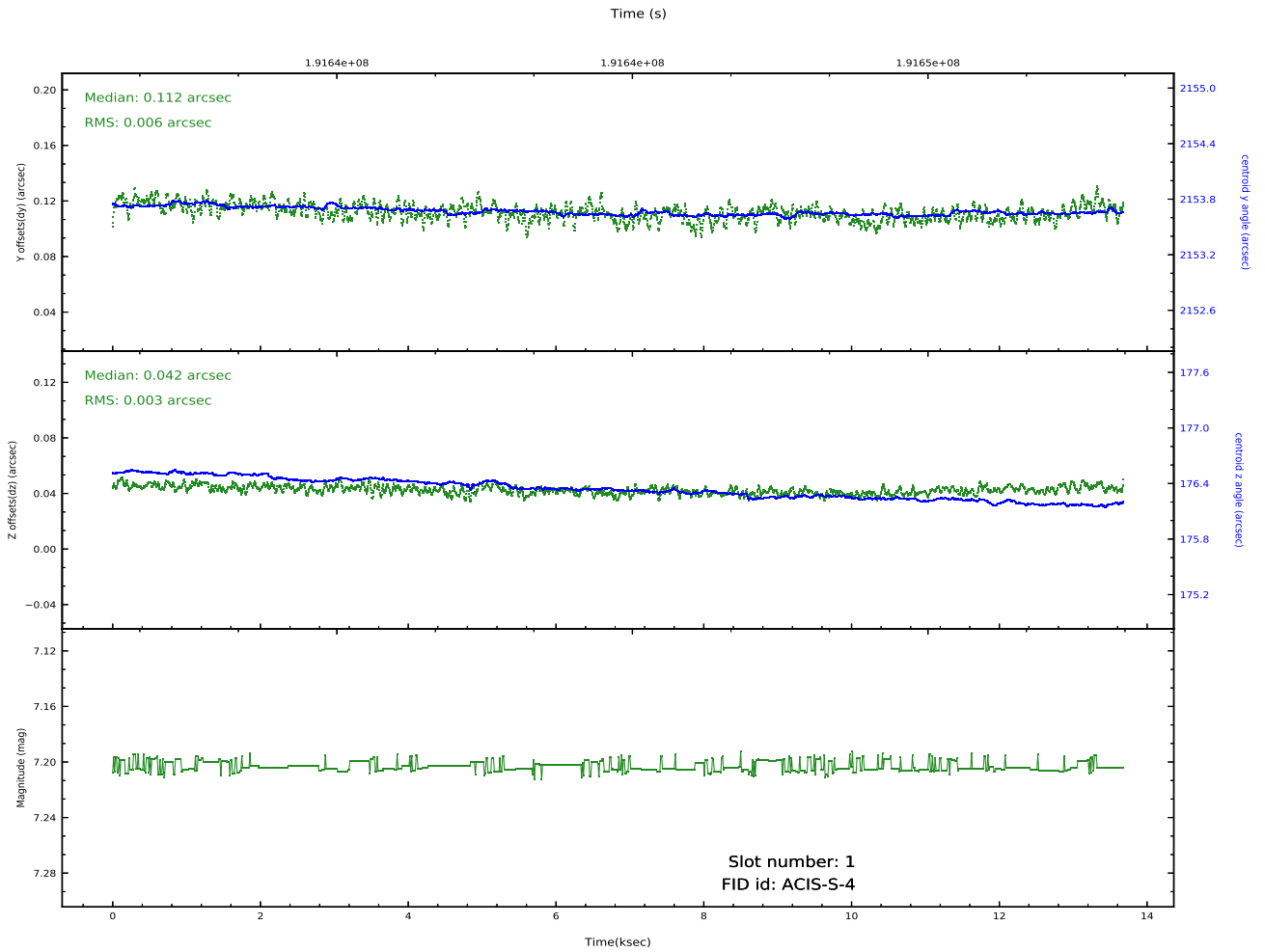
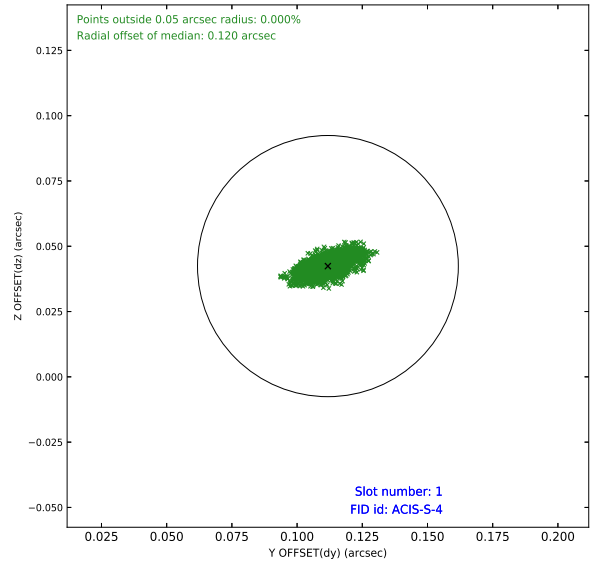
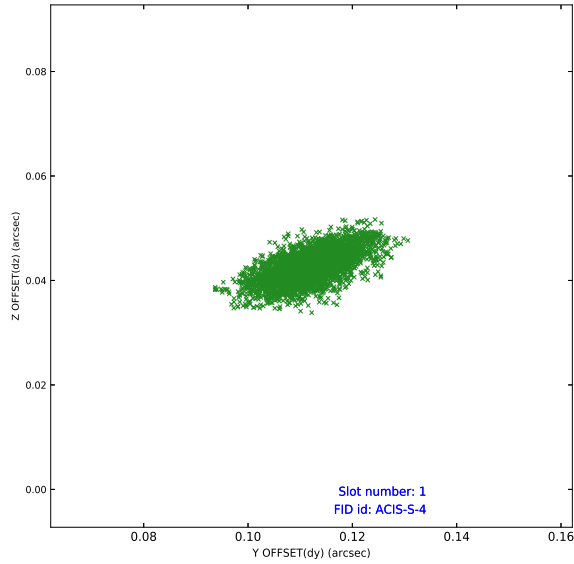


2.5 FID Slots

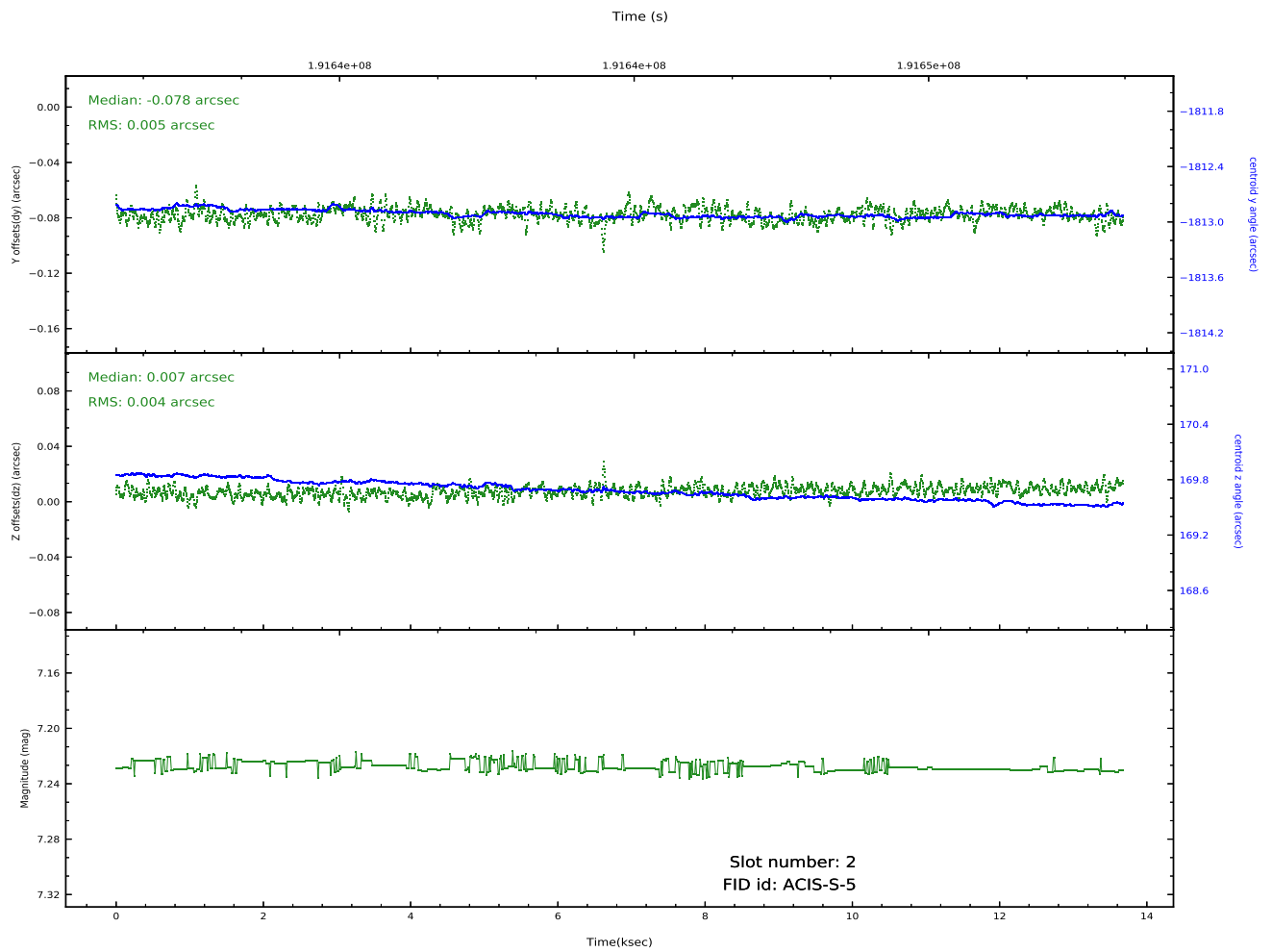
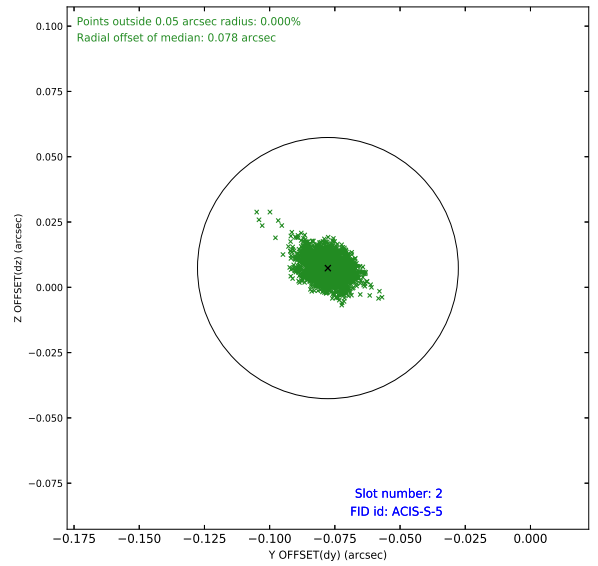
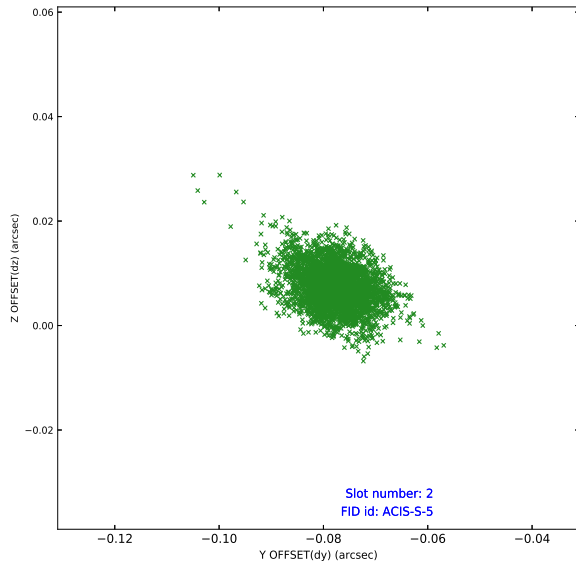
2.5.1 Slot 0



2.5.2 Slot 1



2.5.3 Slot 2



A Summary

A.1 Status

V&V Scientist	Beth Sundheim
V&V Date (YYYY-MM-DD)	2020.09.23
V&V Edition	1
V&V Disposition and Status	OK
V&V Charge Time	13.638

A.2 Comments

Charge time for this observation remains at previous value of 13.638 ksec, although with the current processing the charge time would have been 13.67 ksec.