

V&V Reference Report

L2 ASCDS Version : 8.5.1

Observation 5449 - L2 Version 3
Chandra X-Ray Center


L2 Processing Date : Dec 17 2012

Contents

1	Front	2
2	OBI	3
2.1	OBI	3
2.1.1	Images	3
2.1.2	Bias	3
2.1.3	Parameters	4
2.1.4	Events	4
2.2	Compared Parameters	5
2.3	Aspect	6
2.4	Star Slots	9
2.4.1	Slot 3	9
2.4.2	Slot 4	10
2.4.3	Slot 5	11
2.4.4	Slot 6	12
2.4.5	Slot 7	13
2.5	FID Slots	14
2.5.1	Slot 0	14
2.5.2	Slot 1	15
2.5.3	Slot 2	16
A	Summary	17
A.1	Status	17
A.2	Comments	17

1 Front


seq_num	400379	Sequence number
obs_id	5449	Observation id
title	Faint quiescent neutron star soft X-ray transients	Proposal title
observer	dr Peter Jonker	Principal investigator
object	1H 1905+000	Source name
dtcycle	0	
cycle	P	events from which exps? Prim/Second/Both
ra_targ	287.1125	Observer's specified target RA [deg]
dec_targ	0.168889	Observer's specified target Dec [deg]
ra_nom	287.1160863569	Nominal RA [deg]
dec_nom	0.17787427076331	Nominal Dec [deg]
roll_nom	78.195642252926	Nominal Roll [deg]
revision	3	Processing version of data
ontime	25165.799951583	Sum of GTIs [s]
livetime	24836.990248423	Livetime [s]
ontime3	25159.518021077	Sum of GTIs [s]
ontime6	25162.658981323	Sum of GTIs [s]
ontime7	25165.799951583	Sum of GTIs [s]
l2events	145839	Number of level 2 events




2 OBI

2.1 OBI

2.1.1 Images



2.1.2 Bias



2.1.3 Parameters

obi_num	0	Obi number	sched_exp_time	25000.000000	[s] Scheduled observation exposure time
ascdsver	8.5.1	Processing system revision	ontime	25165.799951583	Sum of GTIs [s]
caldsver	4.5.5	 	ontime3	25159.518021077	Sum of GTIs [s]
date	2012-12-17T19:33:16	Date and time of file creation	ontime6	25162.658981323	Sum of GTIs [s]
revision	3	Processing version of data	ontime7	25165.799951583	Sum of GTIs [s]
			l1events	668609	Number of level 1 events

2.1.4 Events

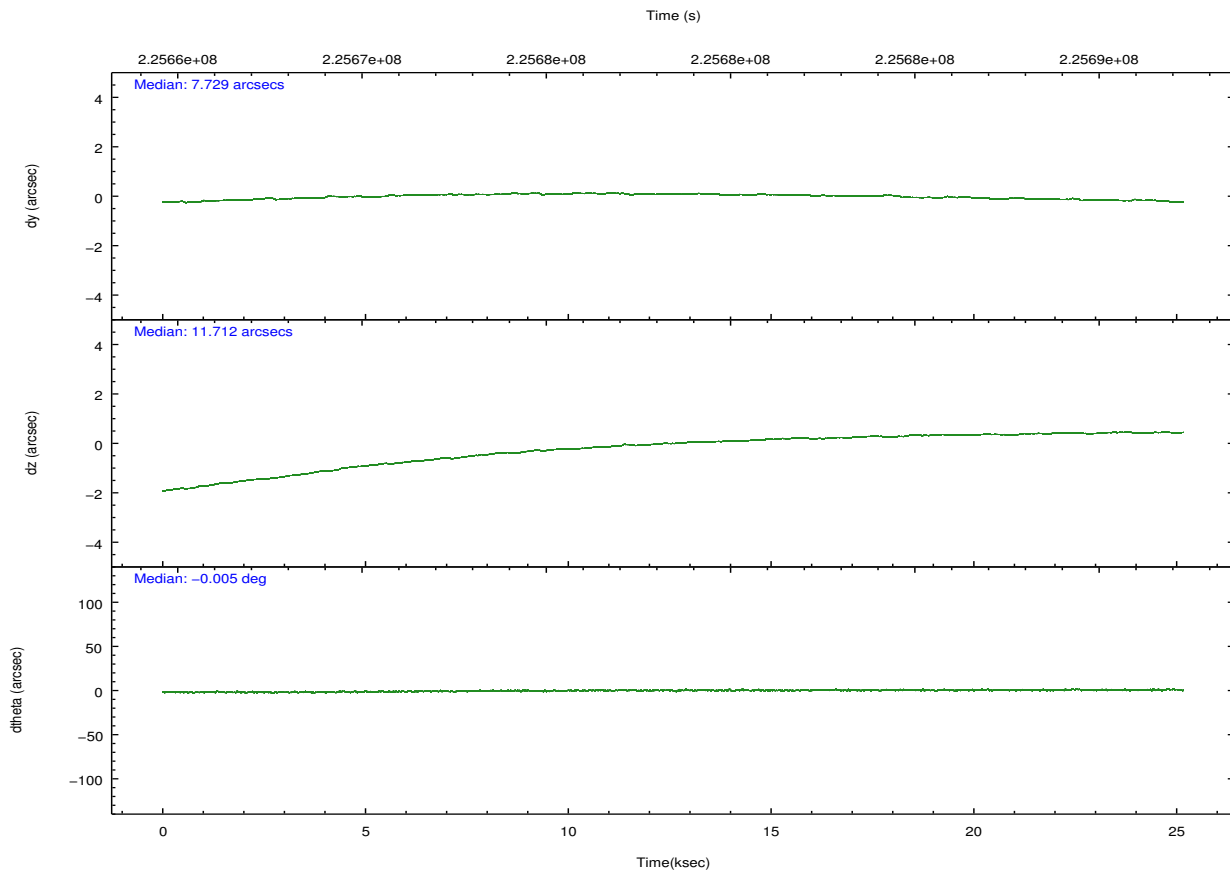
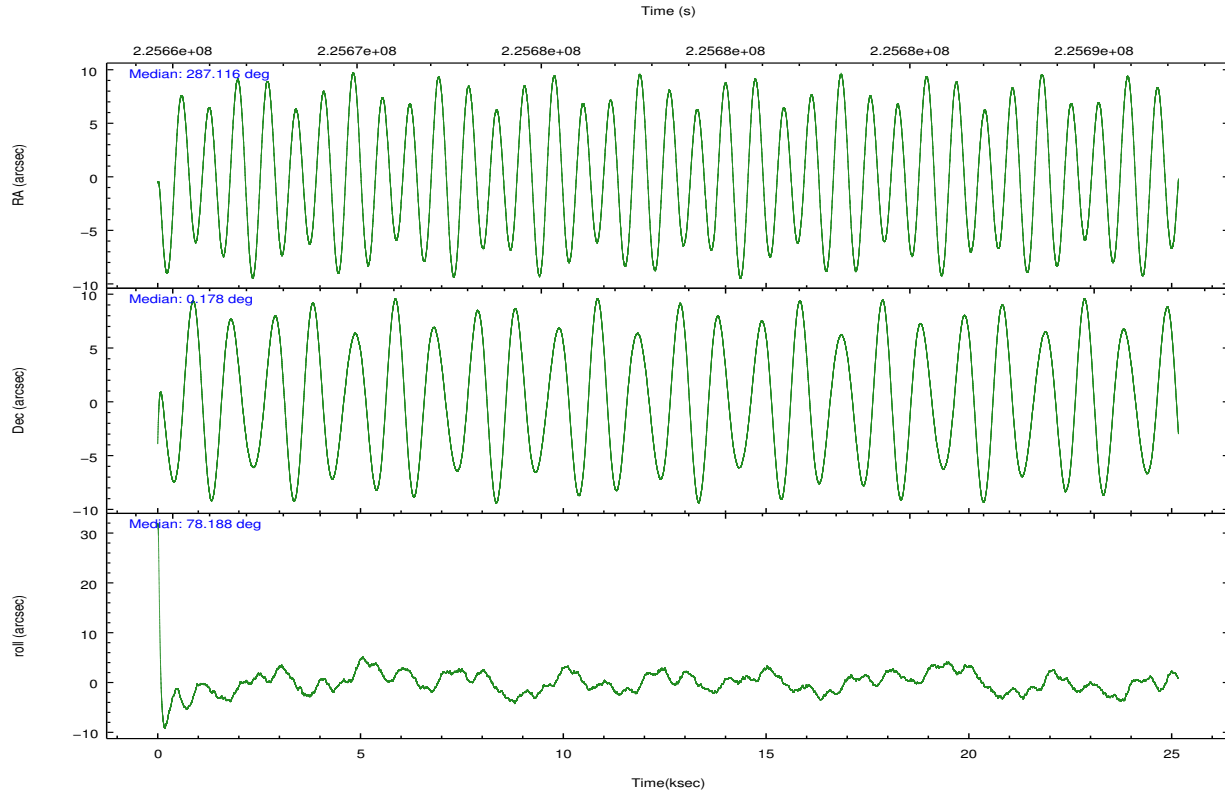
	ccd 3	ccd 6	ccd 7
level 1 events	189970	205747	272892
rejected events	167788	182094	166298
rejected %	88%	88%	60%

	ccd 3	ccd 6	ccd 7
grade 0 events	10757	10709	10733
	5%	5%	3%
grade 1 events	115	104	257
	0%	0%	0%
grade 2 events	4362	4988	22857
	2%	2%	8%
grade 3 events	2300	2403	10143
	1%	1%	3%
grade 4 events	2269	2424	9933
	1%	1%	3%
grade 5 events	8807	9467	25892
	4%	4%	9%
grade 6 events	4054	4782	60645
	2%	2%	22%
grade 7 events	157306	170870	132432
	82%	83%	48%

2.2 Compared Parameters

Parameter	Planned	Actual	Parameter	Planned	Actual
Instrument	ACIS	ACIS	Obspar format version number	7	7
Detector	ACIS-367	ACIS-367	Obspar file type	PREDICTED	ACTUAL
Grating	NONE	NONE	Obspar update status	NONE	UPDATED
Data mode	VFAINT	VFAINT	Number of optional ACIS chips dropped	0	0
Observation mode	POINTING	POINTING	On-chip summing requested	N	N
[deg] Pointing RA	287.124956	287.1160863568978	Subarray requested	NONE	NONE
[deg] Pointing Dec	0.152115	0.1778742707633129	Alternating exposures requested	N	N
[deg] Pointing Roll	78.038975	78.19564225292575	[s] Primary exposure time	0.000000	3.1
[mm] SIM focus pos	-0.684267	-0.6828225247311905			
[mm] SIM defocus	0	0.001444936568705701			
[mm] SIM translation stage pos	-190.132523	-190.1425803651734			
[mm] SIM translation stage offset	0	0.01005778216563158			
[s] Observation start time (MET)	225666024.184000	225664070.26359			
Observation start date	2005-02-24T20:59:20	2005-02-24T20:27:50			
[s] Observation end time (MET)	225691024.184000	225691670.43984			
Observation end date	2005-02-25T03:56:00	2005-02-25T04:07:50			
Read mode	TIMED	TIMED			

2.3 Aspect

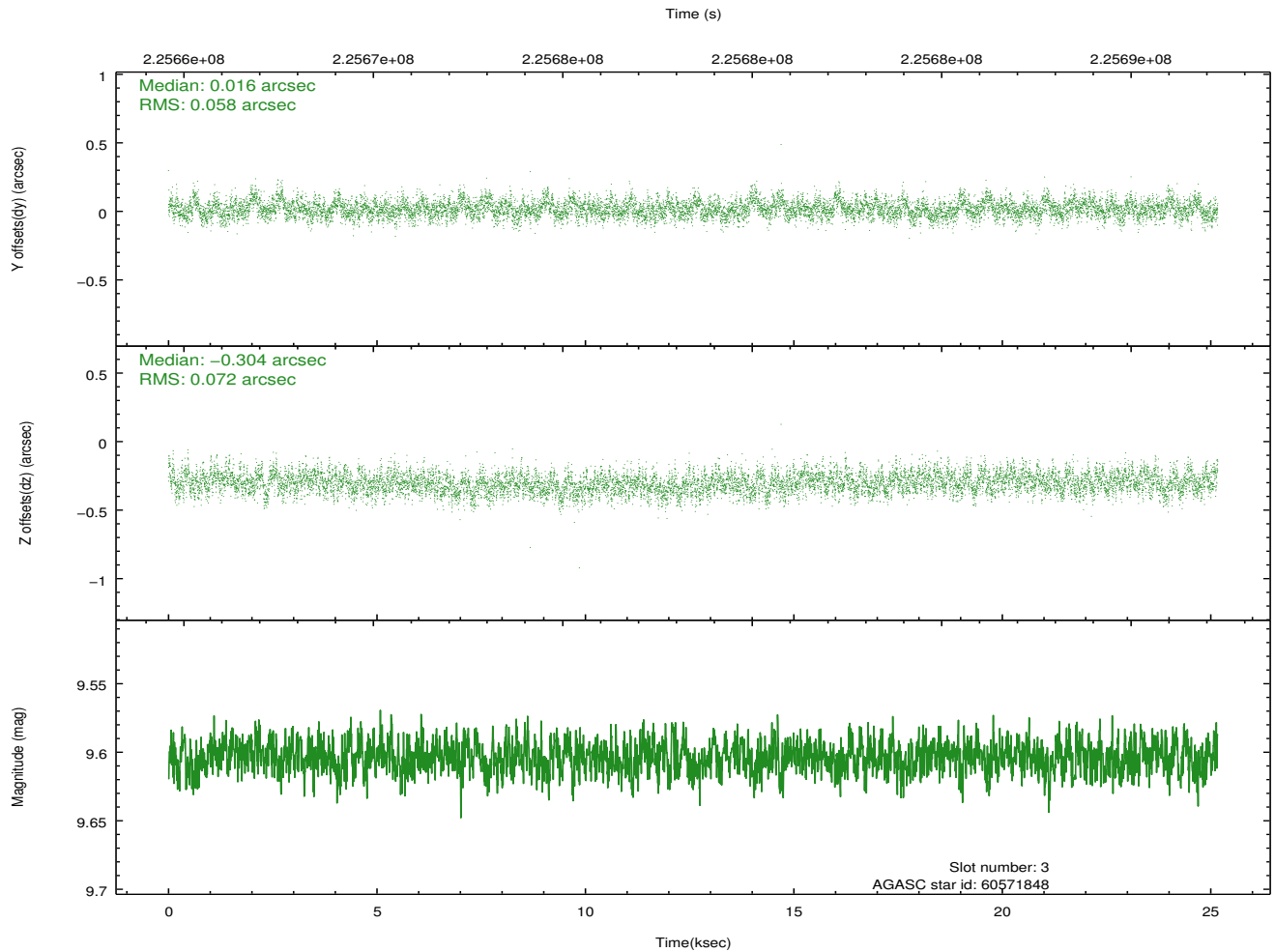
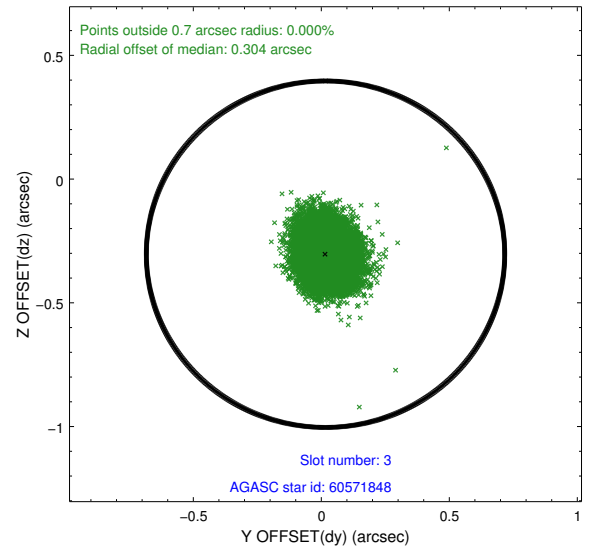
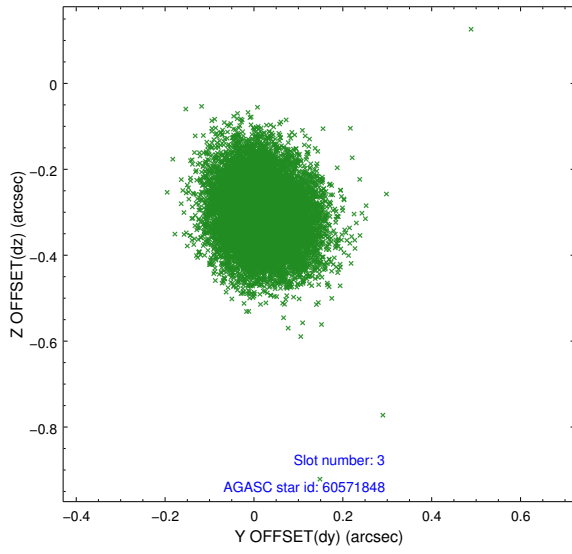


Slot Statistics

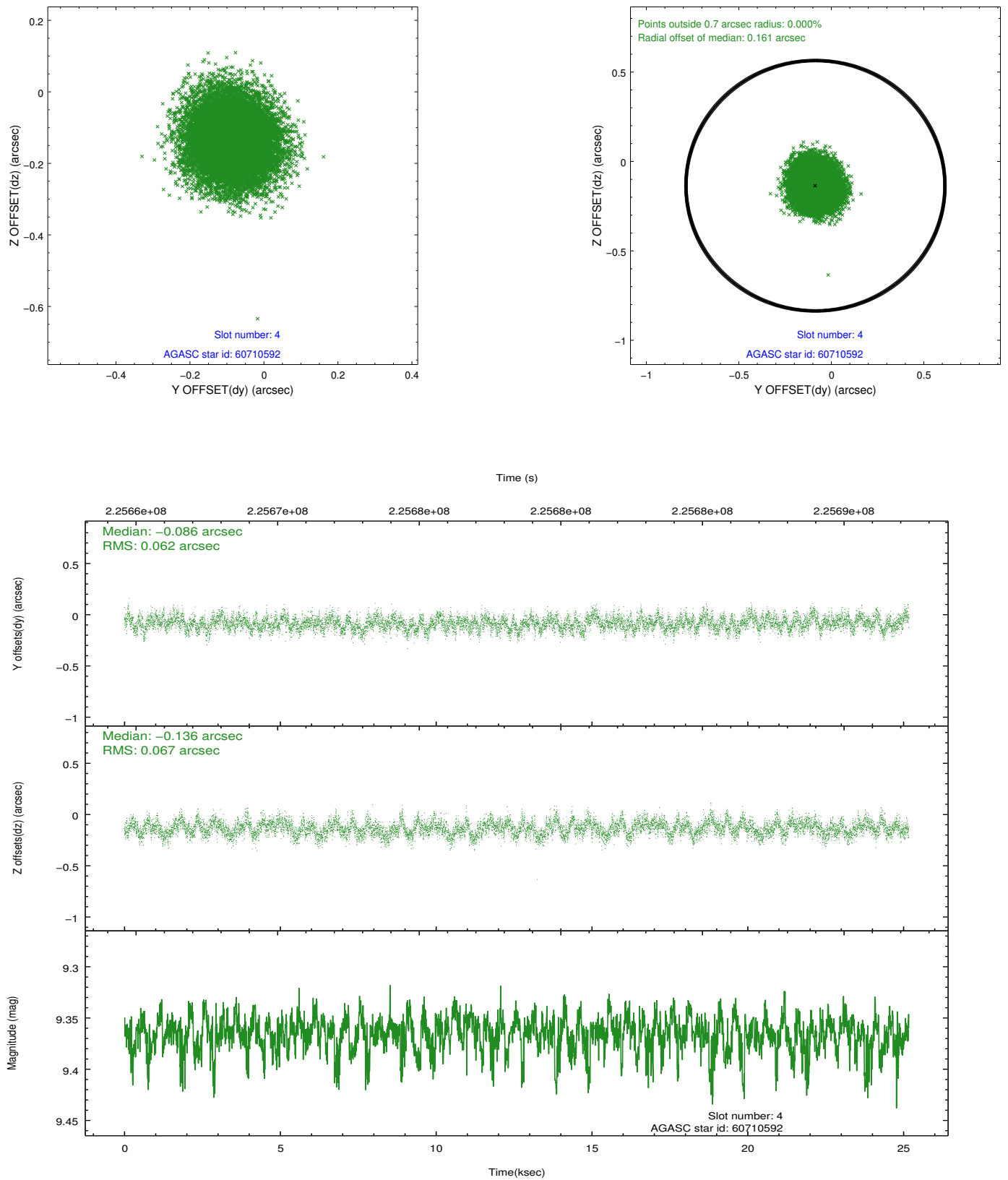
slot	status	id	mag	n_pts	med_dy	med_dz	dr1	dr2	ra	dec	mean_y	mean_z
0	FID	ACIS-S-2	7.10	6139	-0.046	-0.029	0.015	0.034	0.000000	0.000000	-760.51	-1732.73
1	FID	ACIS-S-4	7.20	6139	0.067	0.012	0.013	0.024	0.000000	0.000000	2152.81	175.71
2	FID	ACIS-S-6	7.34	6138	-0.046	0.024	0.011	0.017	0.000000	0.000000	401.60	813.23
3	GUIDE	60571848	9.60	12274	0.016	-0.304	0.098	0.159	286.580175	0.131372	-479.51	1902.97
4	GUIDE	60710592	9.36	12270	-0.086	-0.136	0.098	0.157	287.035703	0.265770	333.65	399.30
5	GUIDE	60718872	9.38	12274	-0.108	0.284	0.085	0.138	287.679270	0.108754	261.27	-1984.03
6	GUIDE	672270944	6.81	12279	0.056	-0.026	0.052	0.082	287.464983	-0.428115	-1789.36	-1630.73
7	GUIDE	672276928	8.46	12278	0.118	0.183	0.067	0.107	287.532809	-0.439826	-1780.06	-1878.07

2.4 Star Slots

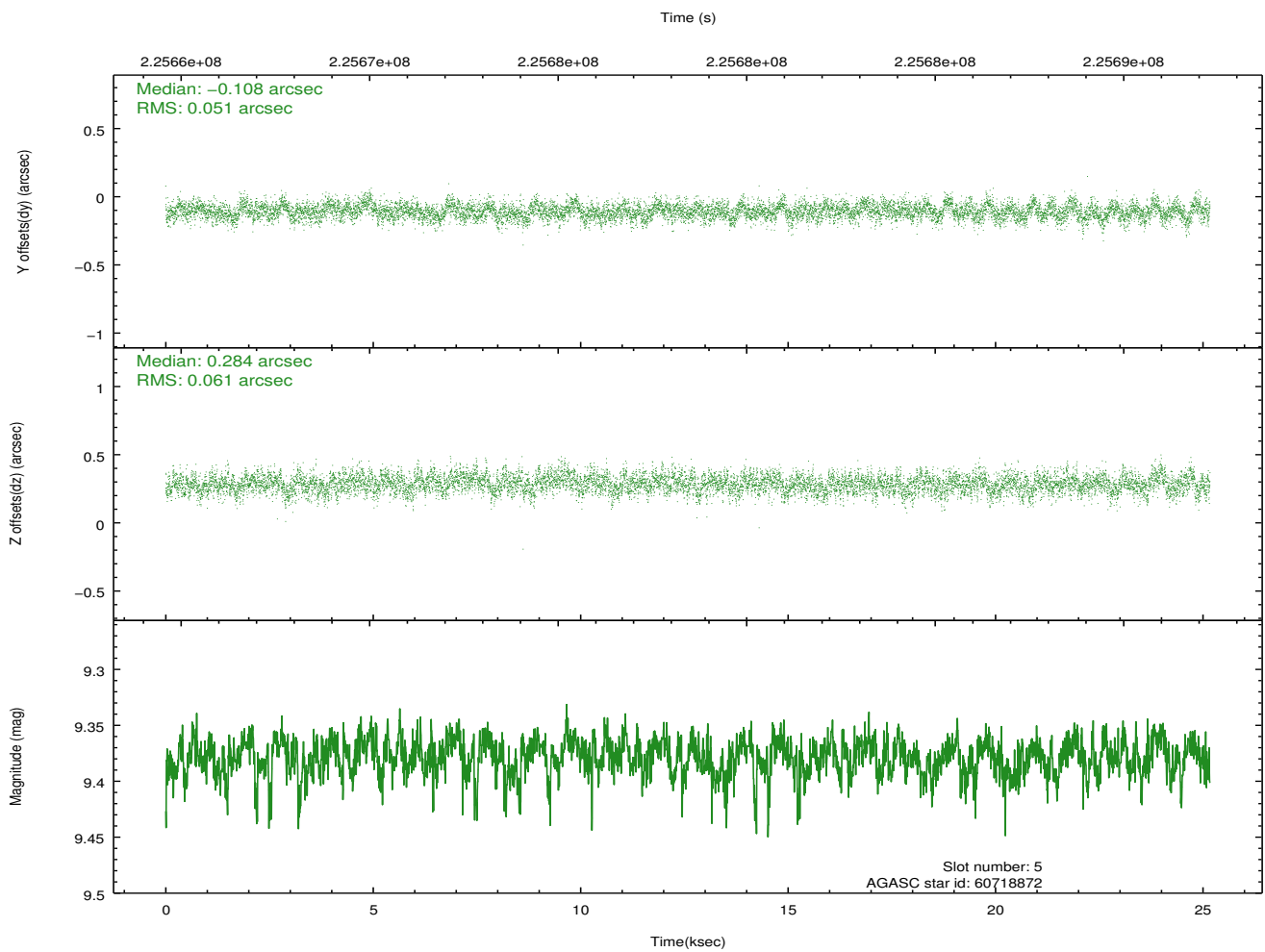
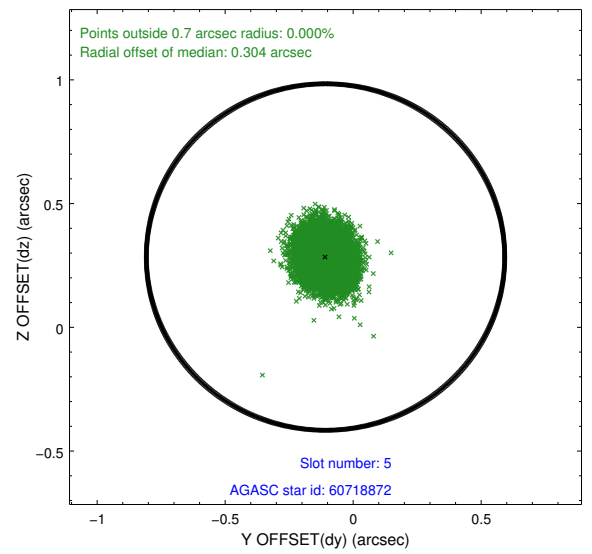
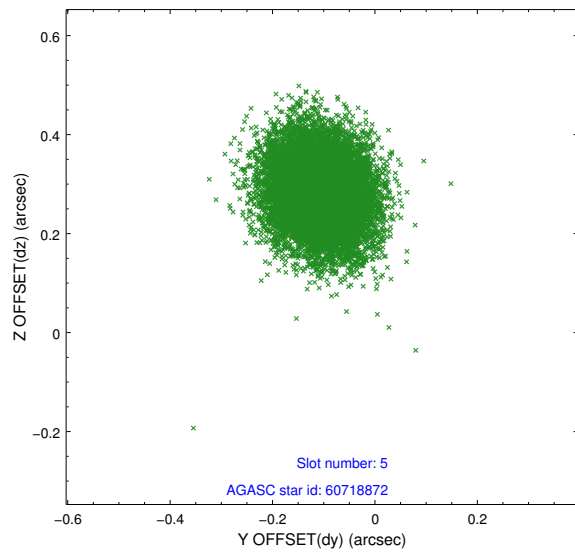
2.4.1 Slot 3



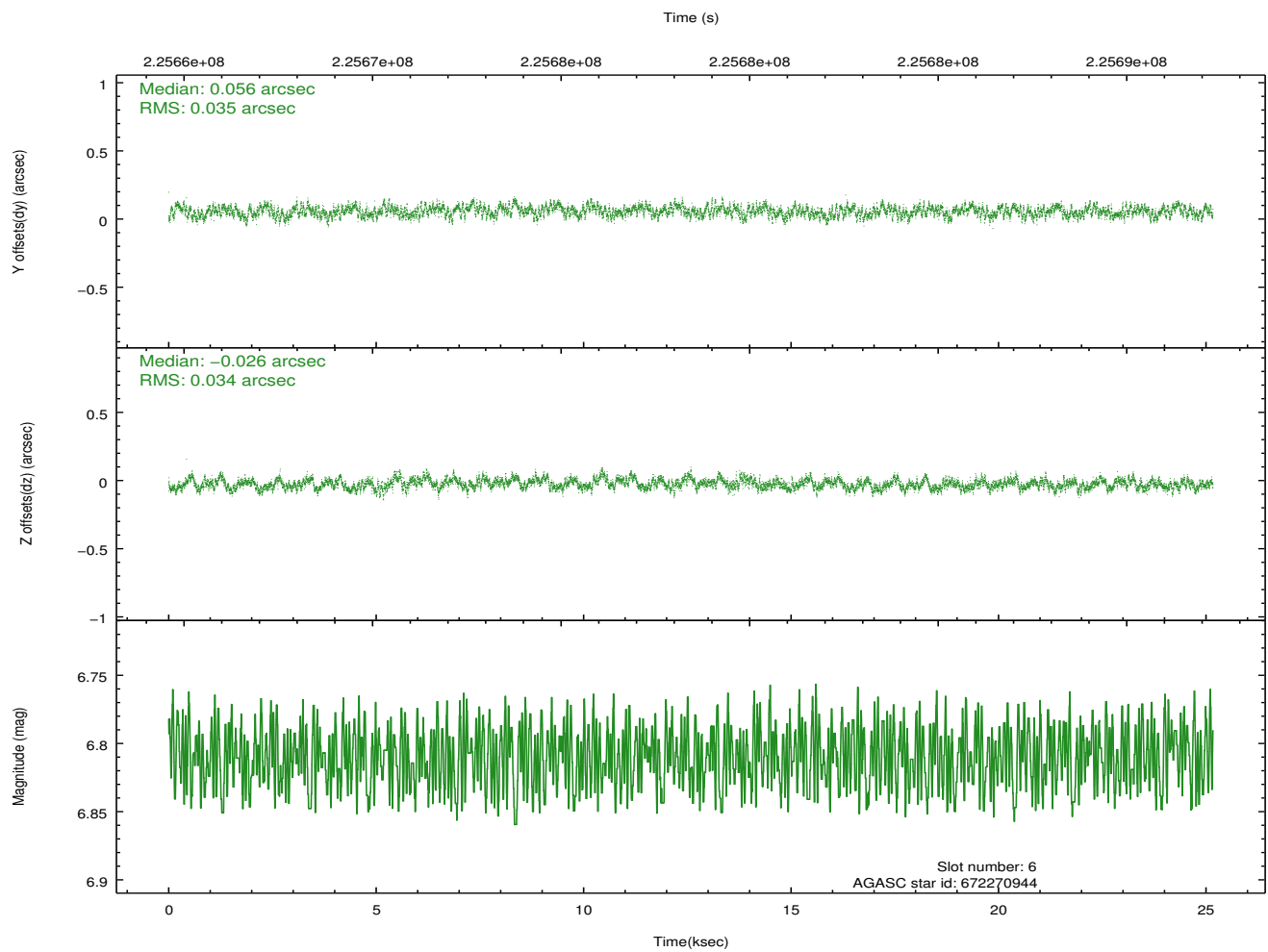
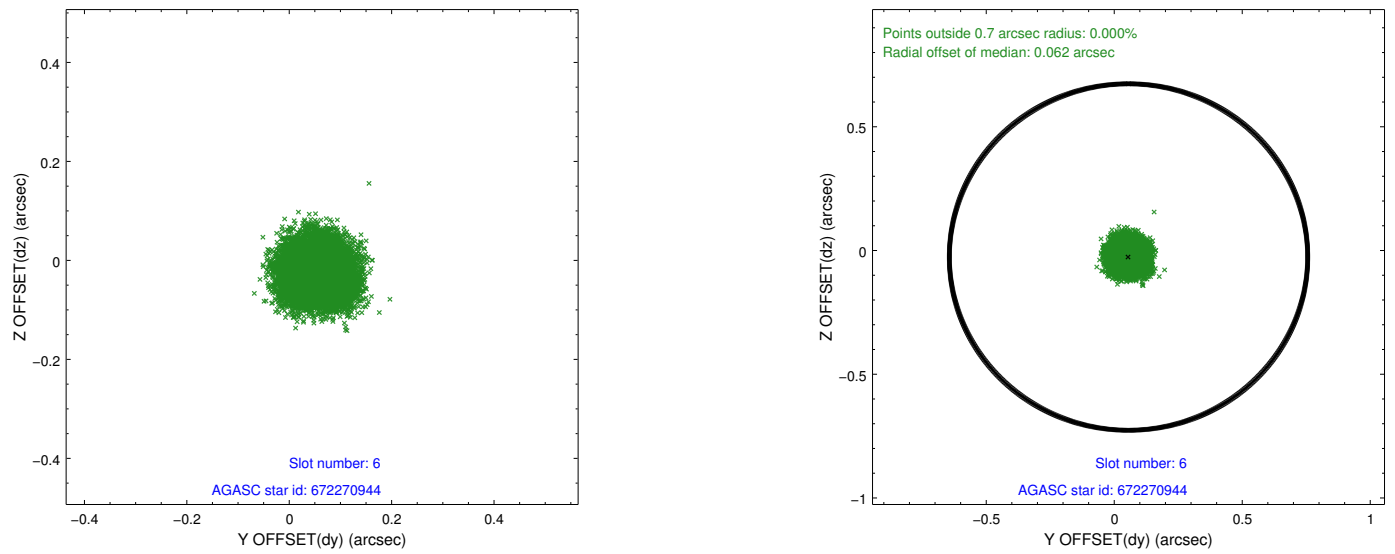
2.4.2 Slot 4



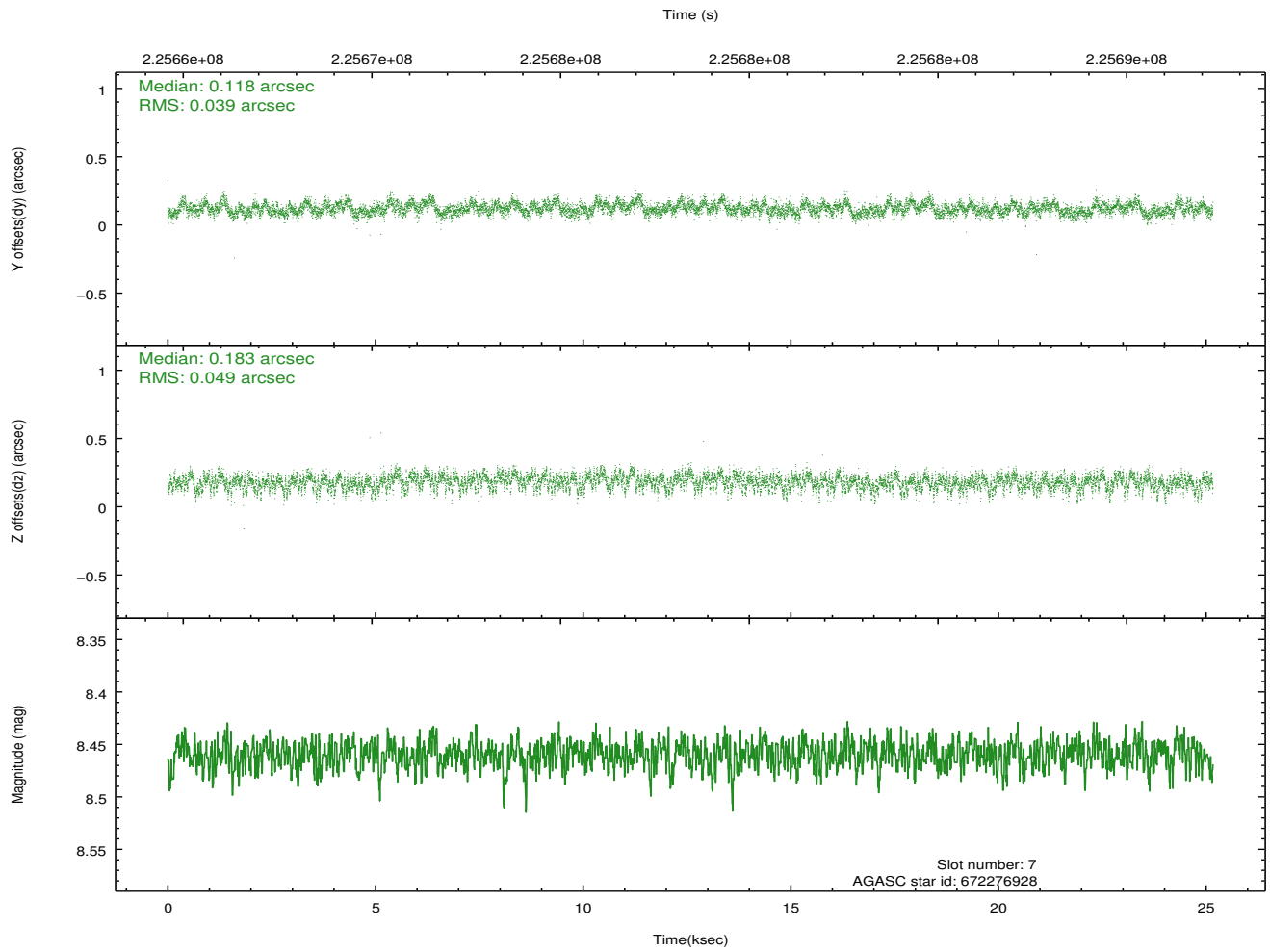
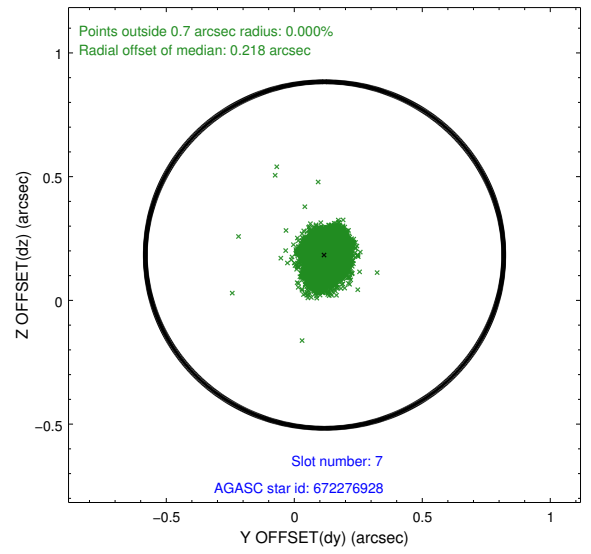
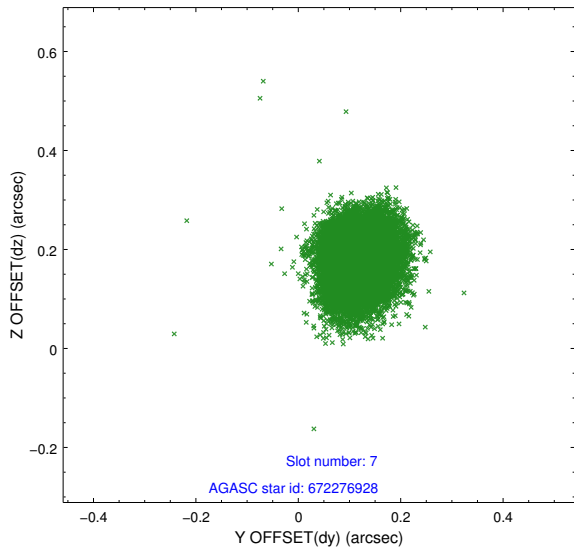
2.4.3 Slot 5



2.4.4 Slot 6

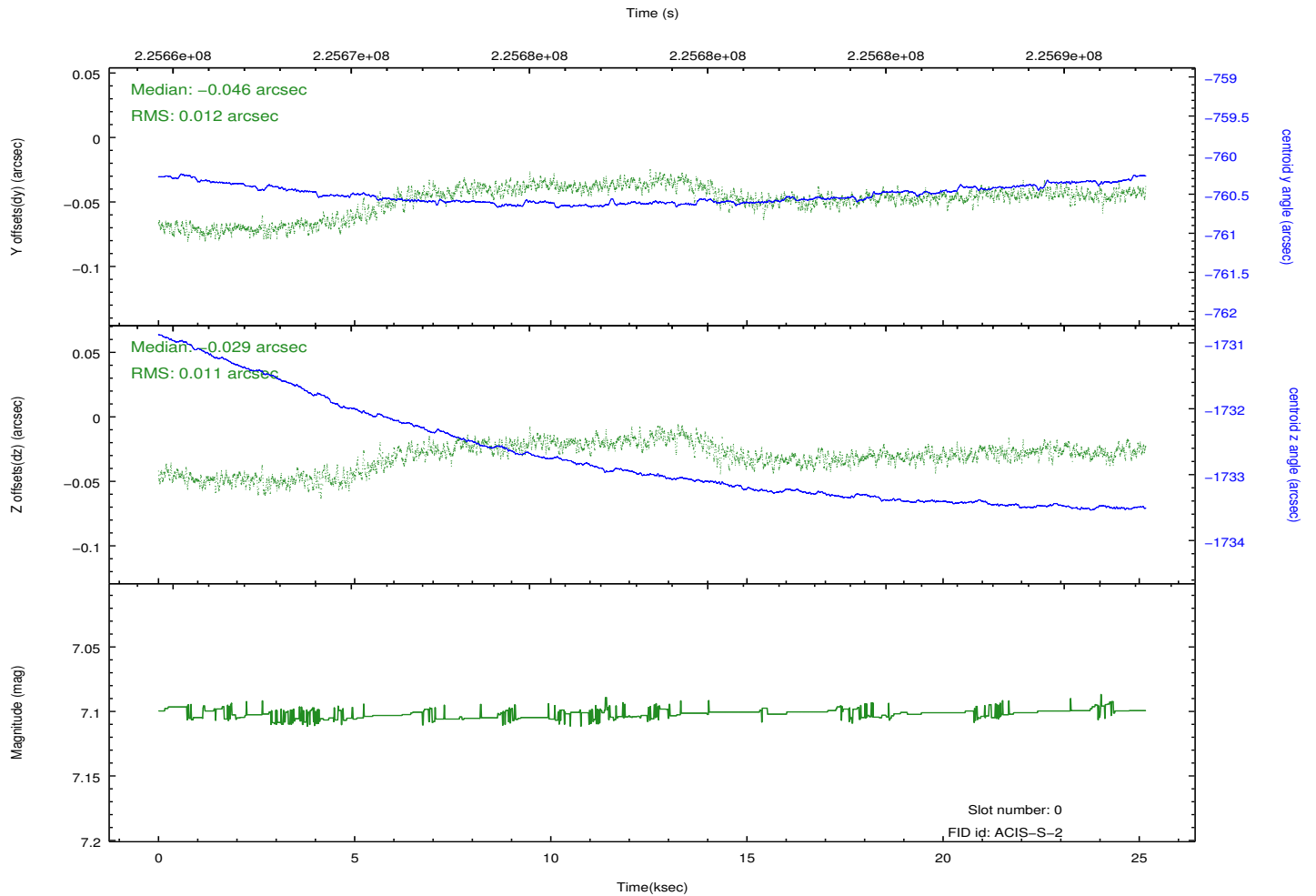
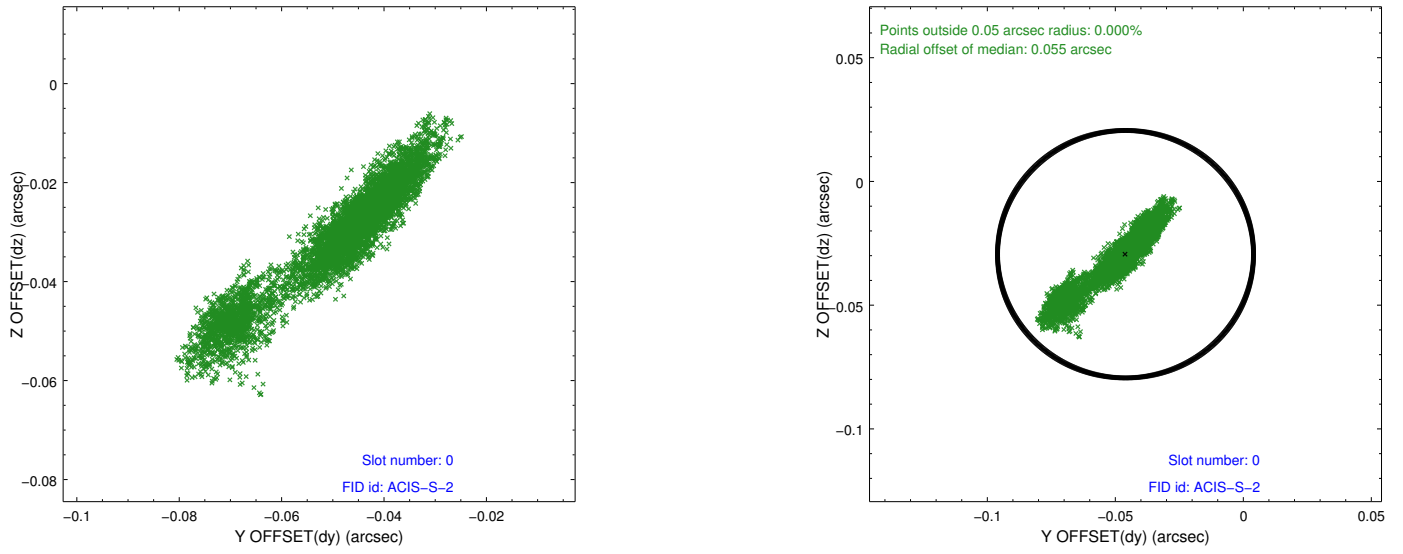


2.4.5 Slot 7

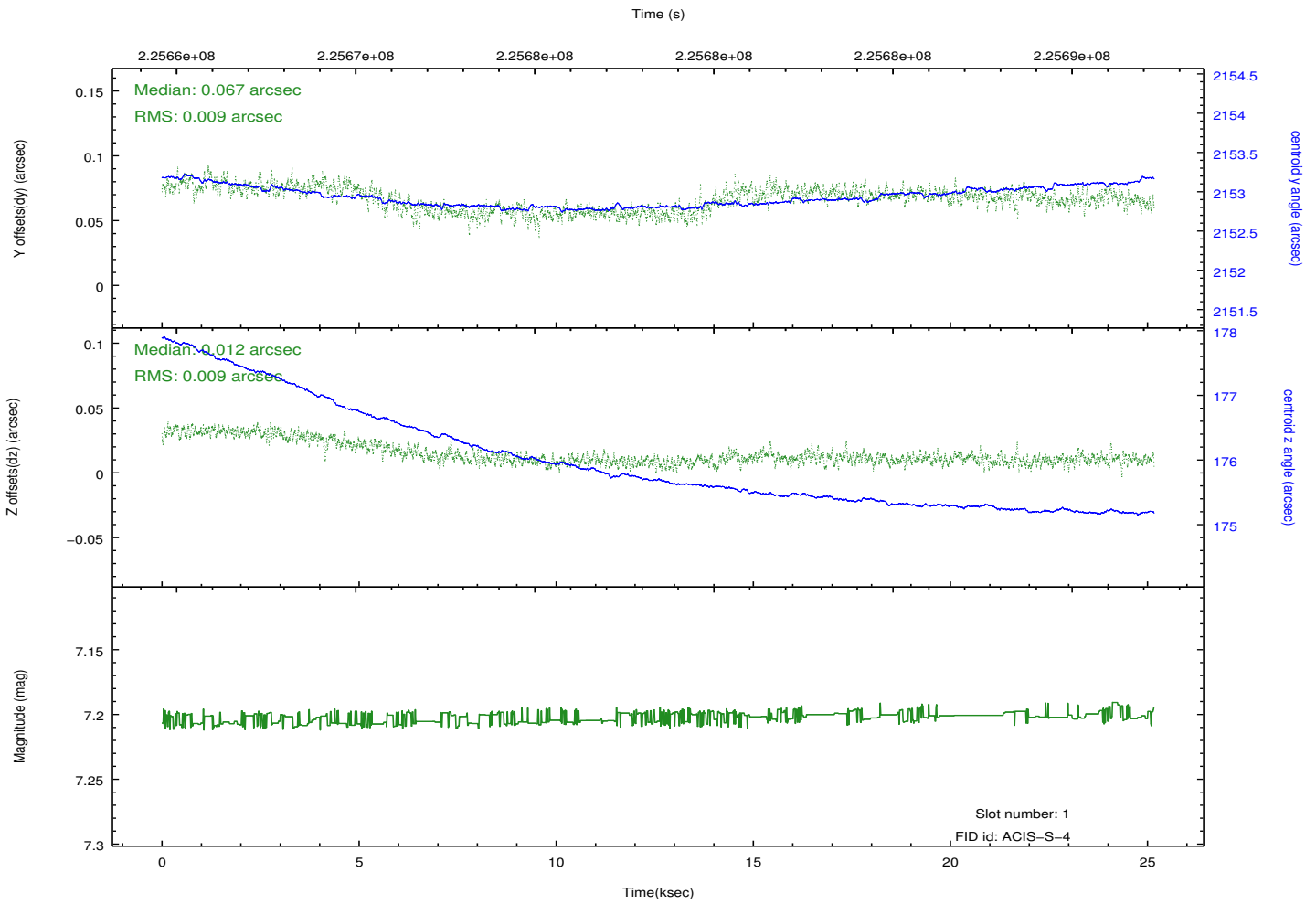
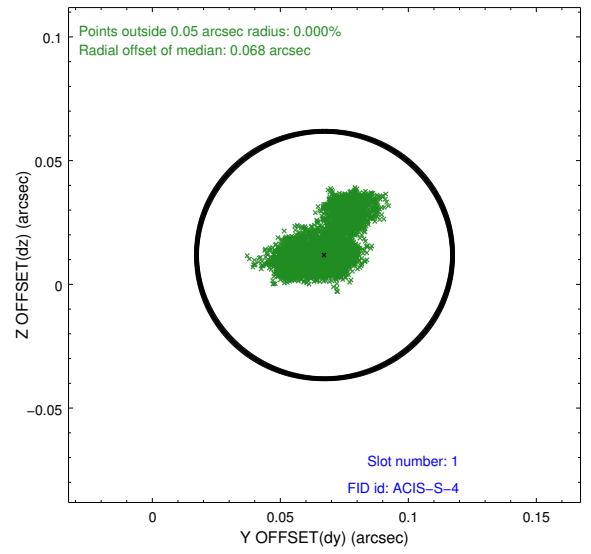
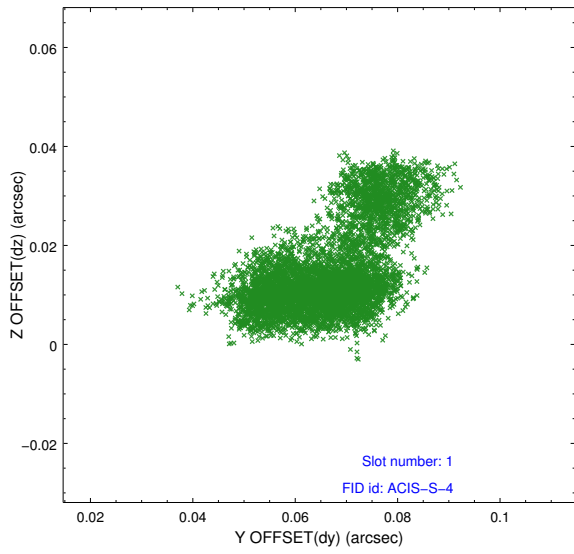


2.5 FID Slots

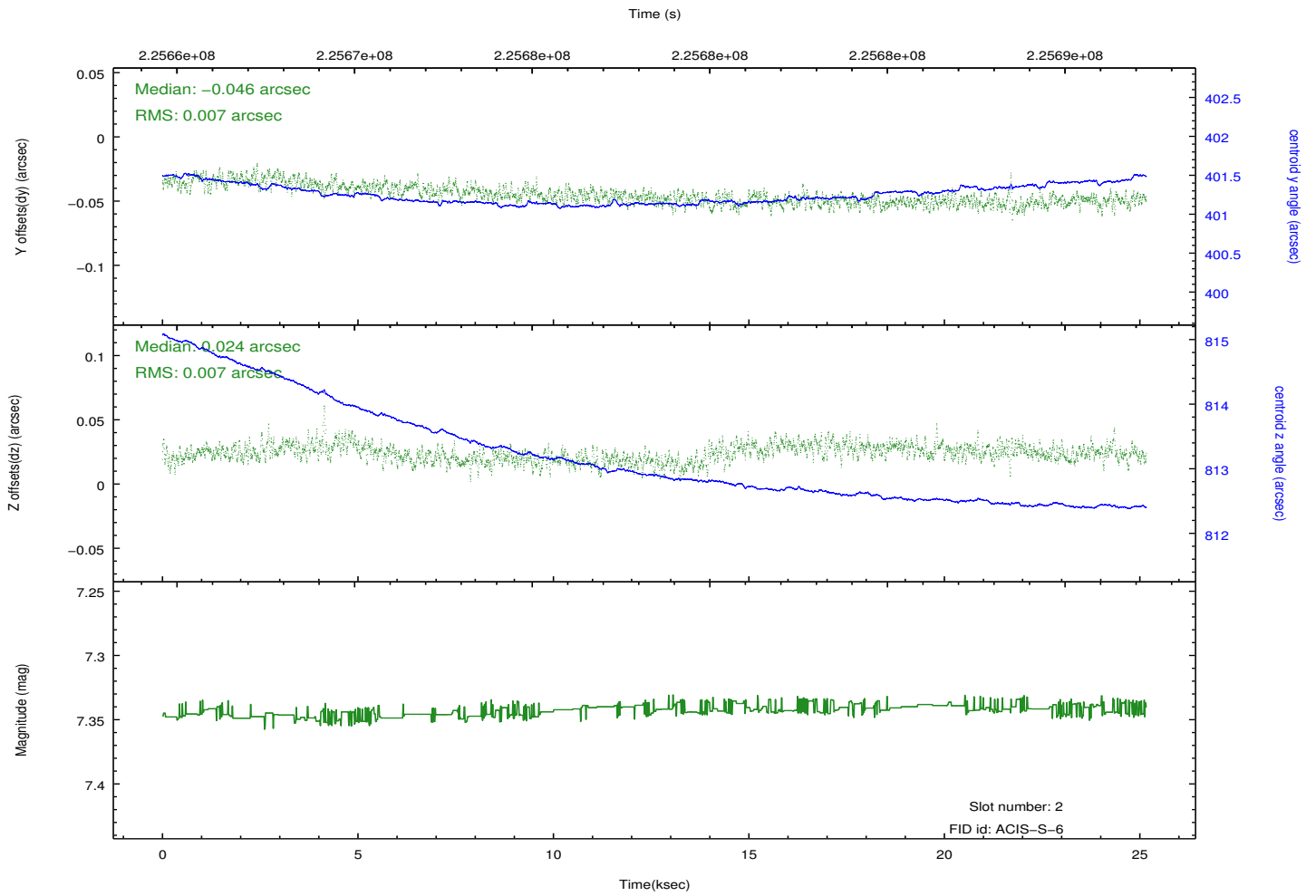
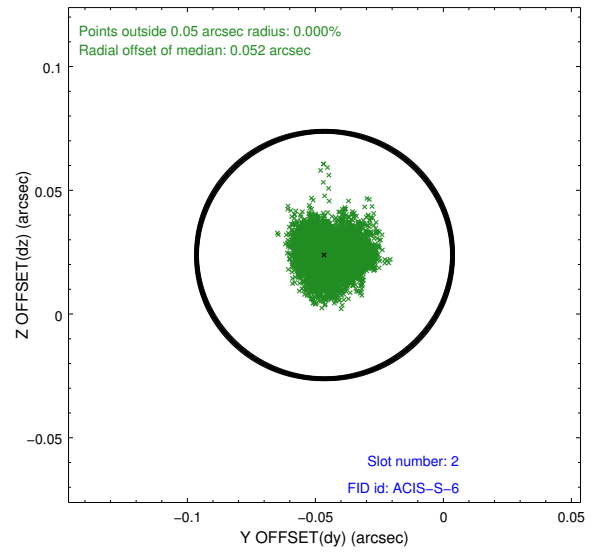
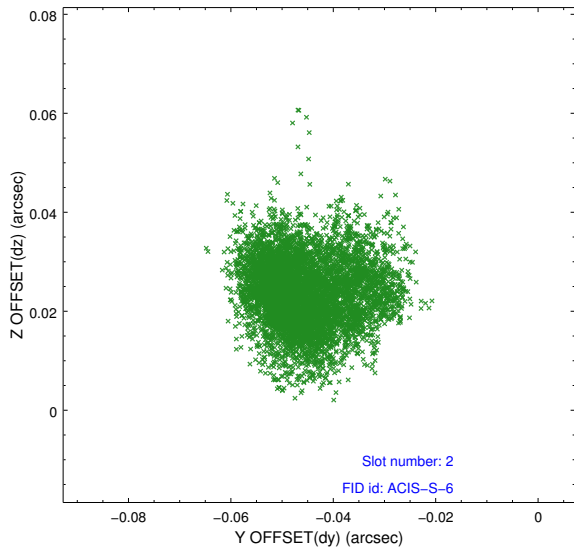
2.5.1 Slot 0



2.5.2 Slot 1



2.5.3 Slot 2



A Summary

A.1 Status

V&V Scientist	Jen Lauer
V&V Date (YYYY-MM-DD)	2013.01.10
V&V Edition	1
V&V Disposition and Status	OK
V&V Charge Time	25.16579

A.2 Comments