

V&V Reference Report

L2 ASCDS Version : 10.9.1

Observation 6339 - L2 Version 4
Chandra X-Ray Center


L2 Processing Date : Oct 9 2020

Contents

1	Front	2
2	OBI	3
2.1	OBI	3
2.1.1	Images	3
2.1.2	Bias	3
2.1.3	Parameters	4
2.1.4	Events	4
2.2	Compared Parameters	5
2.3	Aspect	6
2.4	Star Slots	9
2.4.1	Slot 3	9
2.4.2	Slot 4	10
2.4.3	Slot 5	11
2.4.4	Slot 6	12
2.4.5	Slot 7	13
2.5	FID Slots	14
2.5.1	Slot 0	14
2.5.2	Slot 1	15
2.5.3	Slot 2	16
A	Summary	17
A.1	Status	17
A.2	Comments	17

1 Front


seq_num	100056	Sequence number
obs_id	6339	Observation id
title	Comet 9P/Tempel 1 During the Deep Impact Encounter	Proposal title
observer	Carey Lisse	Principal investigator
object	Comet 9P/Tempel 1	Source name
dtcycle	0	
cycle	P	events from which exps? Prim/Second/Both
ra_targ	207.832761	Observer's specified target RA [deg]
dec_targ	-12.338324	Observer's specified target Dec [deg]
ra_nom	207.79787257543	Nominal RA [deg]
dec_nom	-12.369499540985	Nominal Dec [deg]
roll_nom	249.75558225491	Nominal Roll [deg]
revision	4	Processing version of data
ontime	8534.3999682069	Sum of GTIs [s]
livetime	8426.3322570107	Livetime [s]
ontime2	8534.3999682069	Sum of GTIs [s]
ontime3	8534.3999682069	Sum of GTIs [s]
ontime5	8534.3999682069	Sum of GTIs [s]
ontime6	8534.3999682069	Sum of GTIs [s]
ontime7	8534.3999682069	Sum of GTIs [s]
ontime8	8534.3999682069	Sum of GTIs [s]
l2events	12101	Number of level 2 events




2 OBI

2.1 OBI

2.1.1 Images



2.1.2 Bias



2.1.3 Parameters

obi_num	0	Obi number	sched_exp_time	8350.000000	[s] Scheduled observation exposure time
ascdsver	10.9.1	Processing system revision	ontime	8534.3999682069	Sum of GTIs [s]
caldsver	4.9.2	 	ontime2	8534.3999682069	Sum of GTIs [s]
date	2020-10-09T08:44:19	Date and time of file creation	ontime3	8534.3999682069	Sum of GTIs [s]
revision	4	Processing version of data	ontime5	8534.3999682069	Sum of GTIs [s]
			ontime6	8534.3999682069	Sum of GTIs [s]
			ontime7	8534.3999682069	Sum of GTIs [s]
			ontime8	8534.3999682069	Sum of GTIs [s]
			l1events	176888	Number of level 1 events

2.1.4 Events

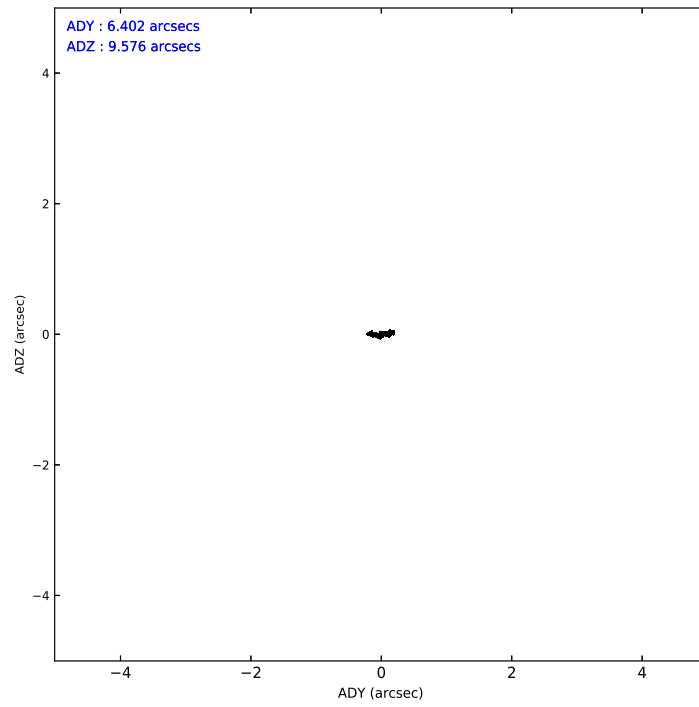
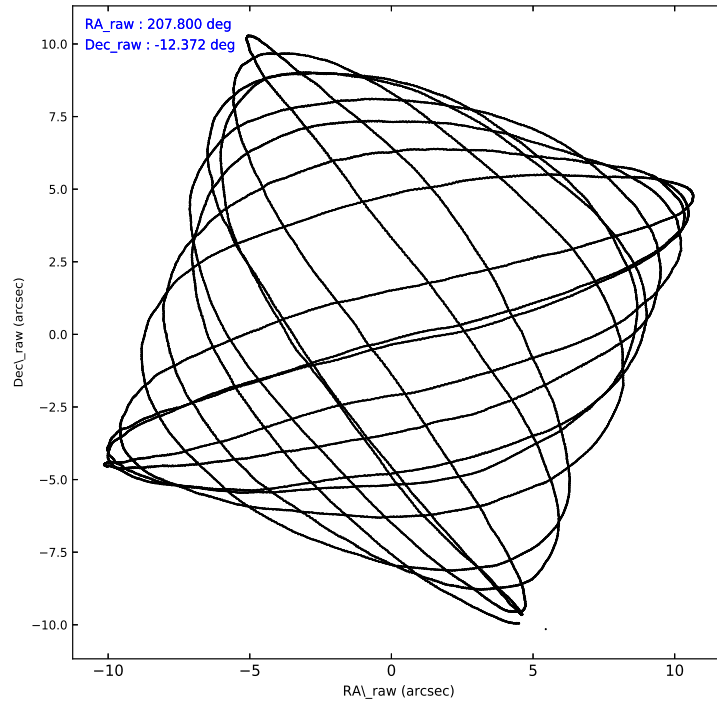
	ccd 2	ccd 3	ccd 5	ccd 6	ccd 7	ccd 8
level 1 events	42595	39008	7708	37814	5953	43810
rejected events	40792	37756	2754	36151	1474	32919
rejected %	95%	96%	35%	95%	24%	75%

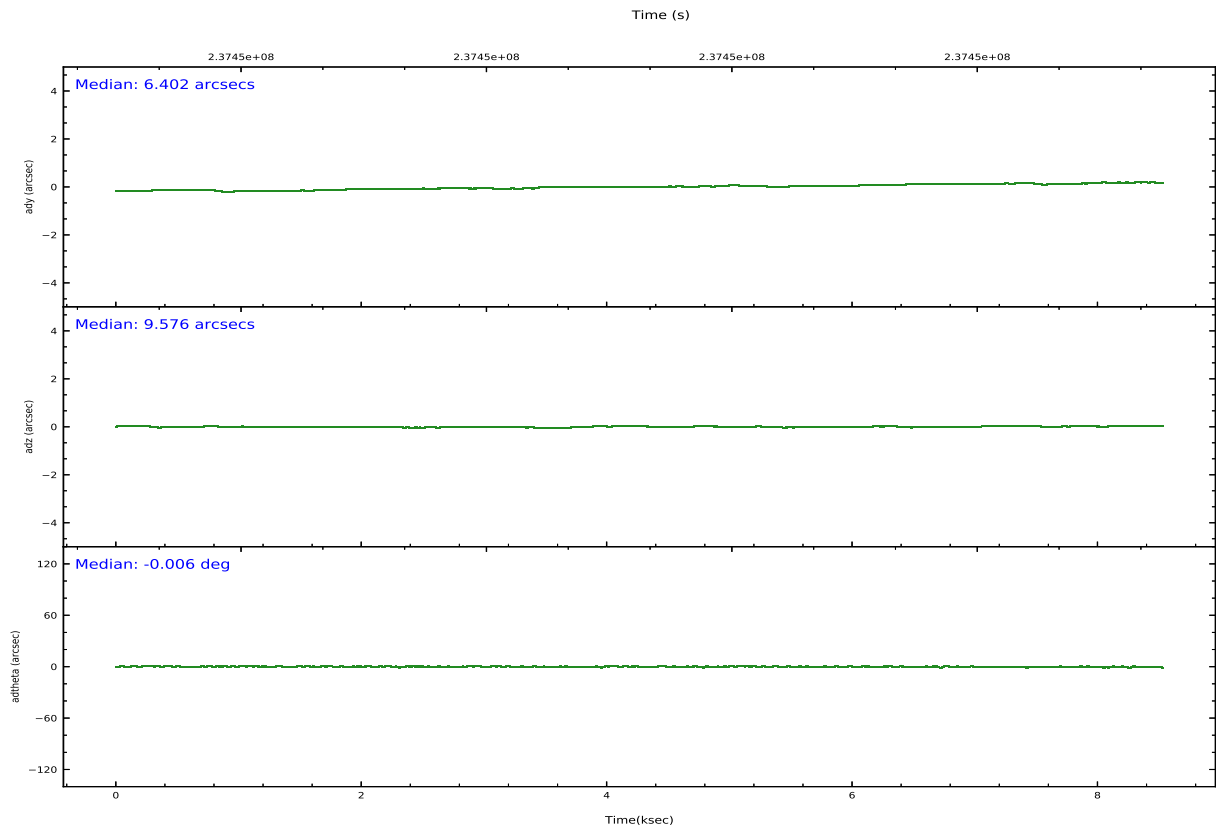
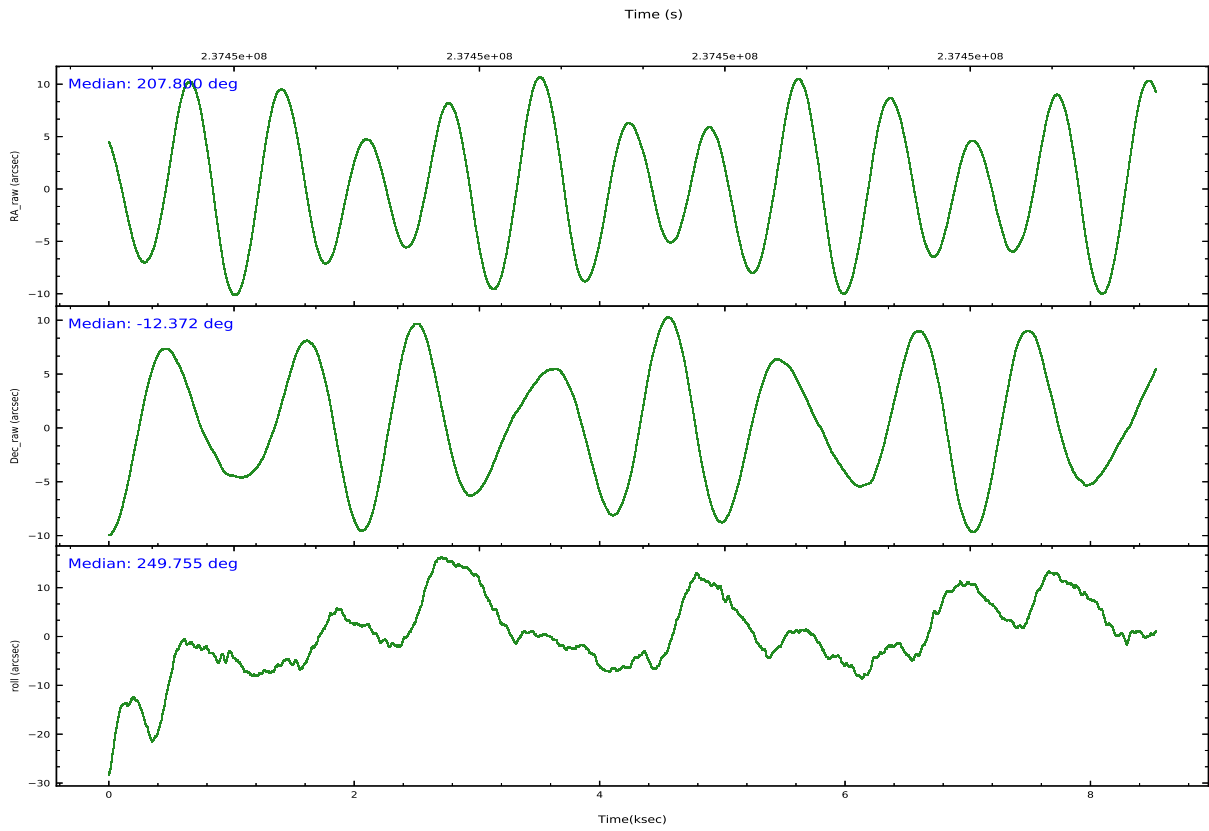
	ccd 2	ccd 3	ccd 5	ccd 6	ccd 7	ccd 8
grade 0 events	869	718	1585	839	1298	3481
	2%	1%	20%	2%	21%	7%
grade 1 events	14	11	43	13	27	34
	0%	0%	0%	0%	0%	0%
grade 2 events	411	160	1882	336	1608	2501
	0%	0%	24%	0%	27%	5%
grade 3 events	234	186	754	260	679	1504
	0%	0%	9%	0%	11%	3%
grade 4 events	289	198	609	246	671	1308
	0%	0%	7%	0%	11%	2%
grade 5 events	56	38	388	34	165	239
	0%	0%	5%	0%	2%	0%
grade 6 events	194	103	534	128	600	3040
	0%	0%	6%	0%	10%	6%
grade 7 events	40528	37594	1913	35958	905	31703
	95%	96%	24%	95%	15%	72%

2.2 Compared Parameters

Parameter	Planned	Actual	Parameter	Planned	Actual
Instrument	ACIS	ACIS	Obspar version number	8	8
Detector	ACIS-235678	ACIS-235678	Obspar file type	PREDICTED	ACTUAL
Grating	NONE	NONE	Obspar update status	NONE	UPDATED
Data mode	VFAINT	VFAINT	Number of optional ACIS chips dropped	0	0
Observation mode	POINTING	POINTING	On-chip summing requested	N	N
[deg] Pointing RA	207.794797	207.79787257543	Subarray requested	NONE	NONE
[deg] Pointing Dec	-12.345346	-12.369499540985	Alternating exposures requested	N	N
[deg] Pointing Roll	249.593331	249.75558225491	[s] Primary exposure time	0.000000	3.2
[mm] SIM focus pos	-0.684267	-0.6828225247311905			
[mm] SIM defocus	0	0.001444936568705701			
[mm] SIM translation stage pos	-190.132523	-190.1400660498719			
[mm] SIM translation stage offset	0	0.00754346686406393			
[s] Observation start time (MET)	237445165.184000	237444658.19978			
Observation start date	2005-07-11T04:58:21	2005-07-11T04:50:58			
[s] Observation end time (MET)	237453515.184000	237453894.9877			
Observation end date	2005-07-11T07:17:31	2005-07-11T07:24:54			
Read mode	TIMED	TIMED			

2.3 Aspect





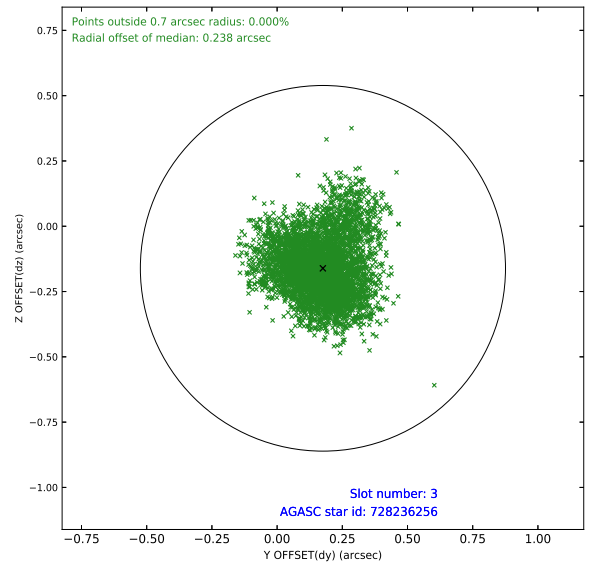
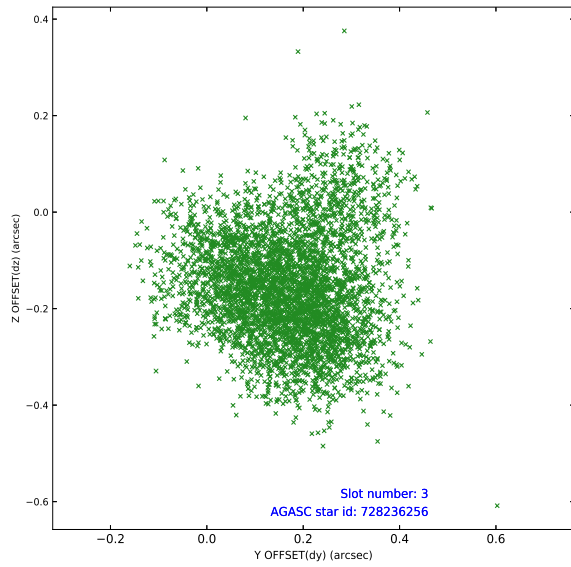
Slot Statistics

	status	used	id	mag	n_pts	frac_pts	med_dy	med_dz	dr1	dr2	ra	dec	mean_y	m
	FID		ACIS-S-2	7.10	2082	1.000	-0.087	-0.072	0.007	0.012	0.000000	0.000000	-759.17	-17
	FID		ACIS-S-4	7.20	2082	1.000	0.154	0.061	0.007	0.014	0.000000	0.000000	2154.00	1
	FID		ACIS-S-5	7.23	2083	1.000	-0.098	0.019	0.007	0.012	0.000000	0.000000	-1811.24	1
	GUIDE	used	728236256	10.06	4160	1.000	0.176	-0.161	0.169	0.275	207.126175	-12.399367	1004.90	-21
	GUIDE	used	728246264	10.56	4154	1.000	0.178	-0.158	0.187	0.309	207.655266	-11.635836	-2221.90	-13
	GUIDE	used	728632856	10.57	4157	1.000	0.046	0.279	0.206	0.329	208.274834	-12.910844	1321.53	22
	GUIDE	used	728633928	10.35	4158	1.000	0.133	0.266	0.187	0.302	208.253445	-12.706055	657.06	19
	BAD	used	728239272	10.76	3919	1.000	-0.554	-0.227	0.289	0.448	207.282684	-11.759150	-1346.17	-24

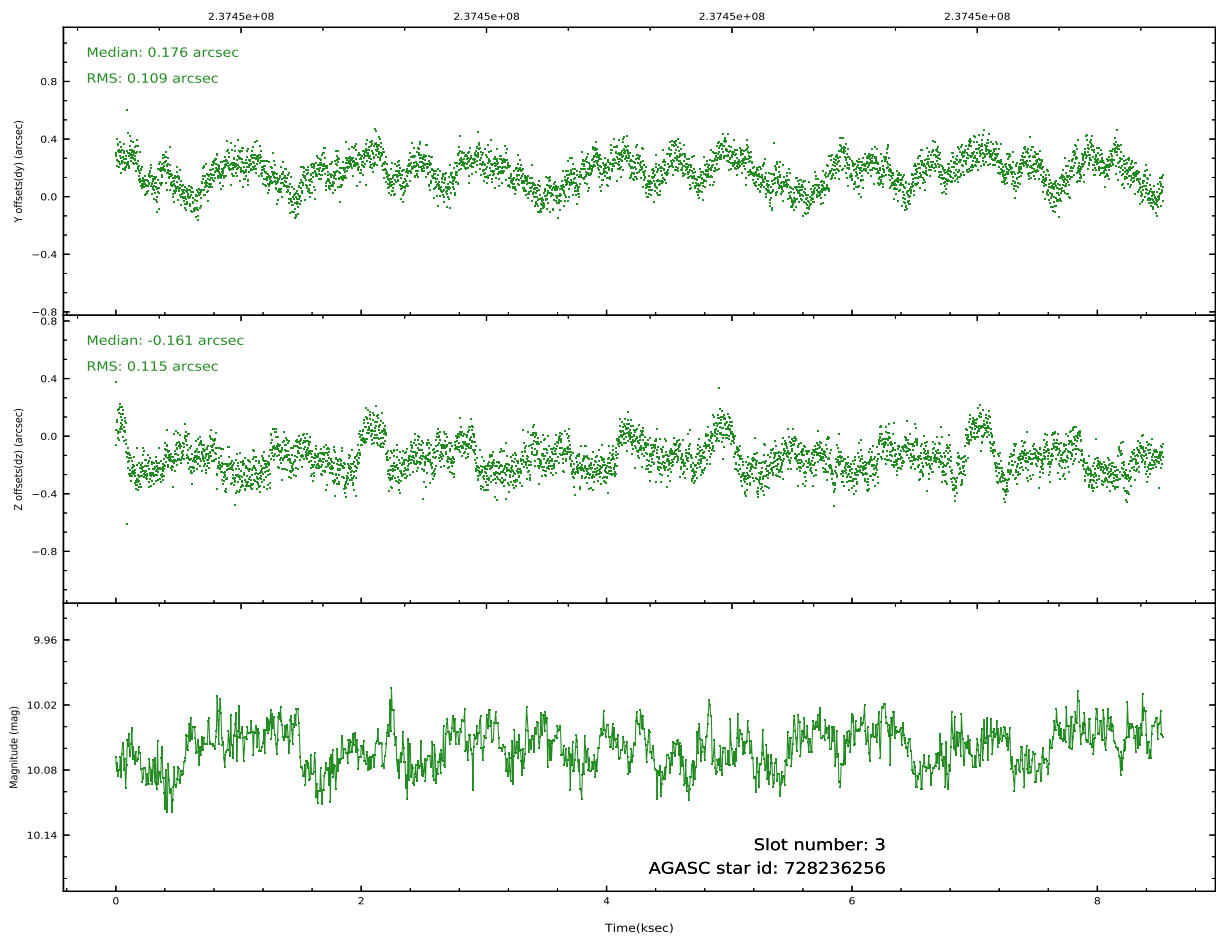
∞

2.4 Star Slots

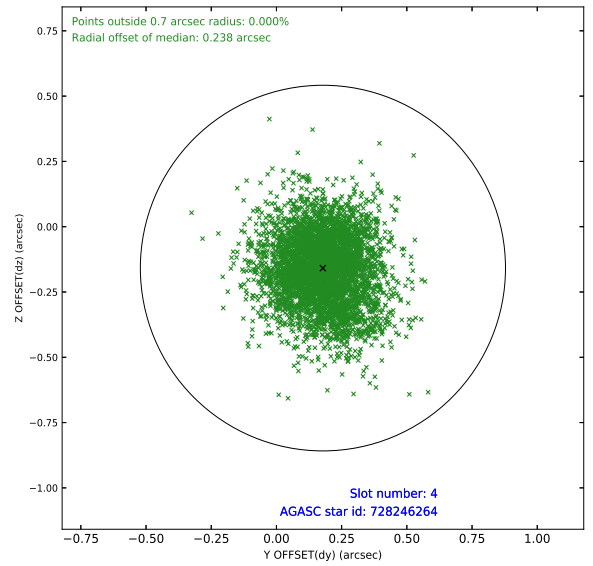
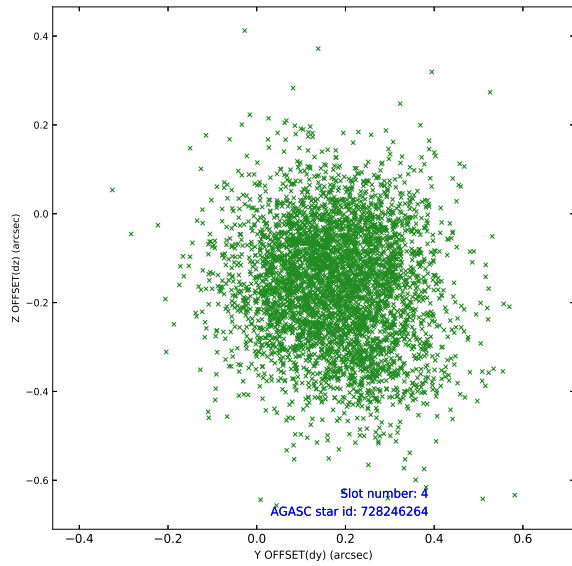
2.4.1 Slot 3



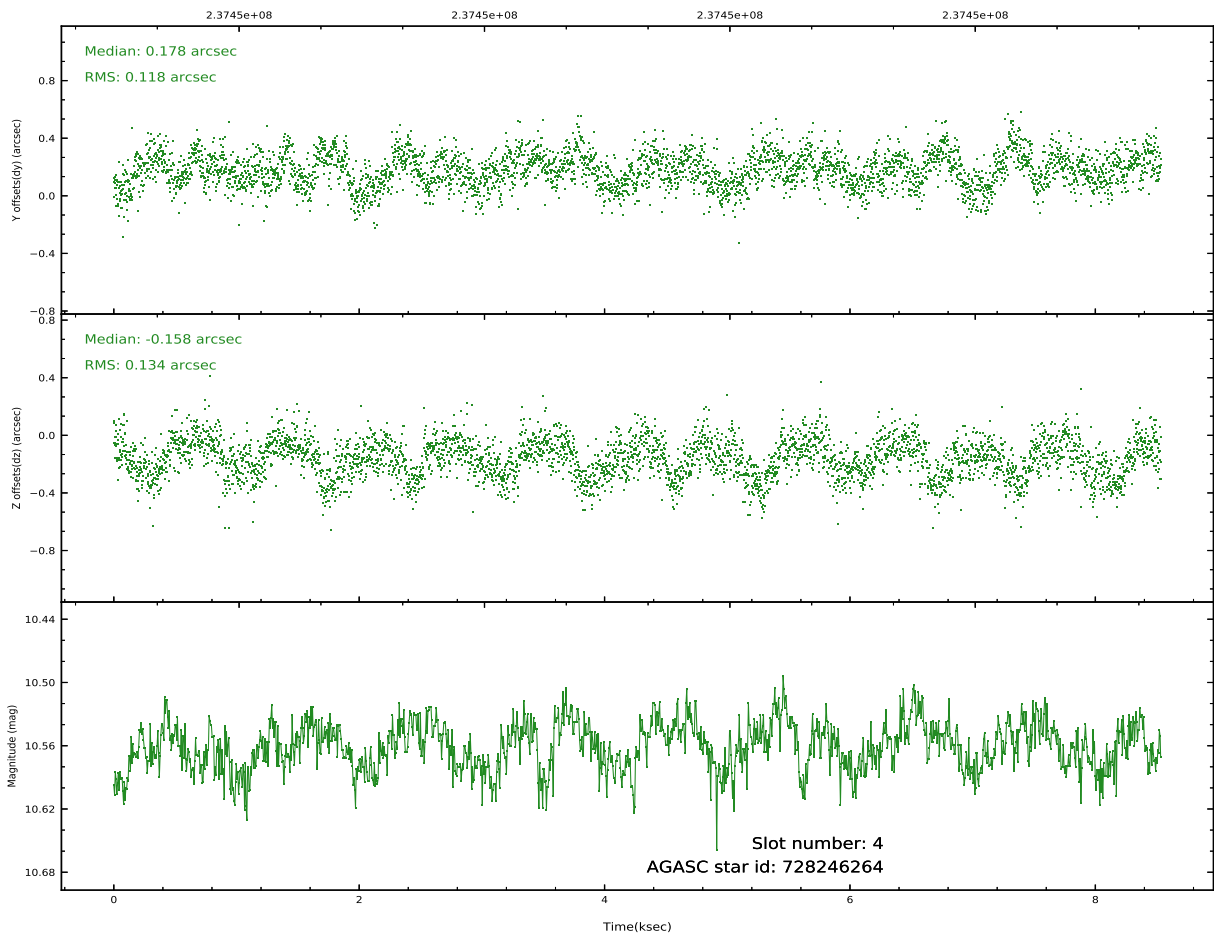
Time (s)



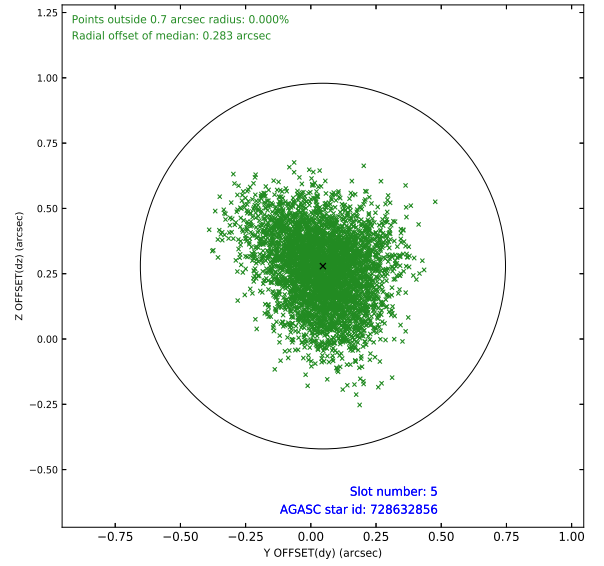
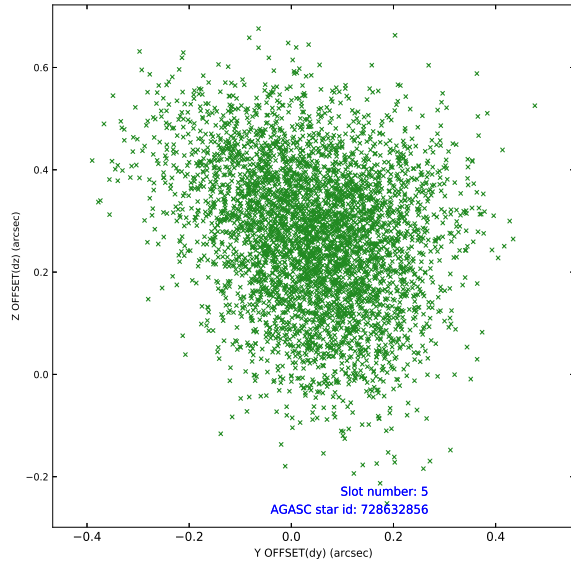
2.4.2 Slot 4



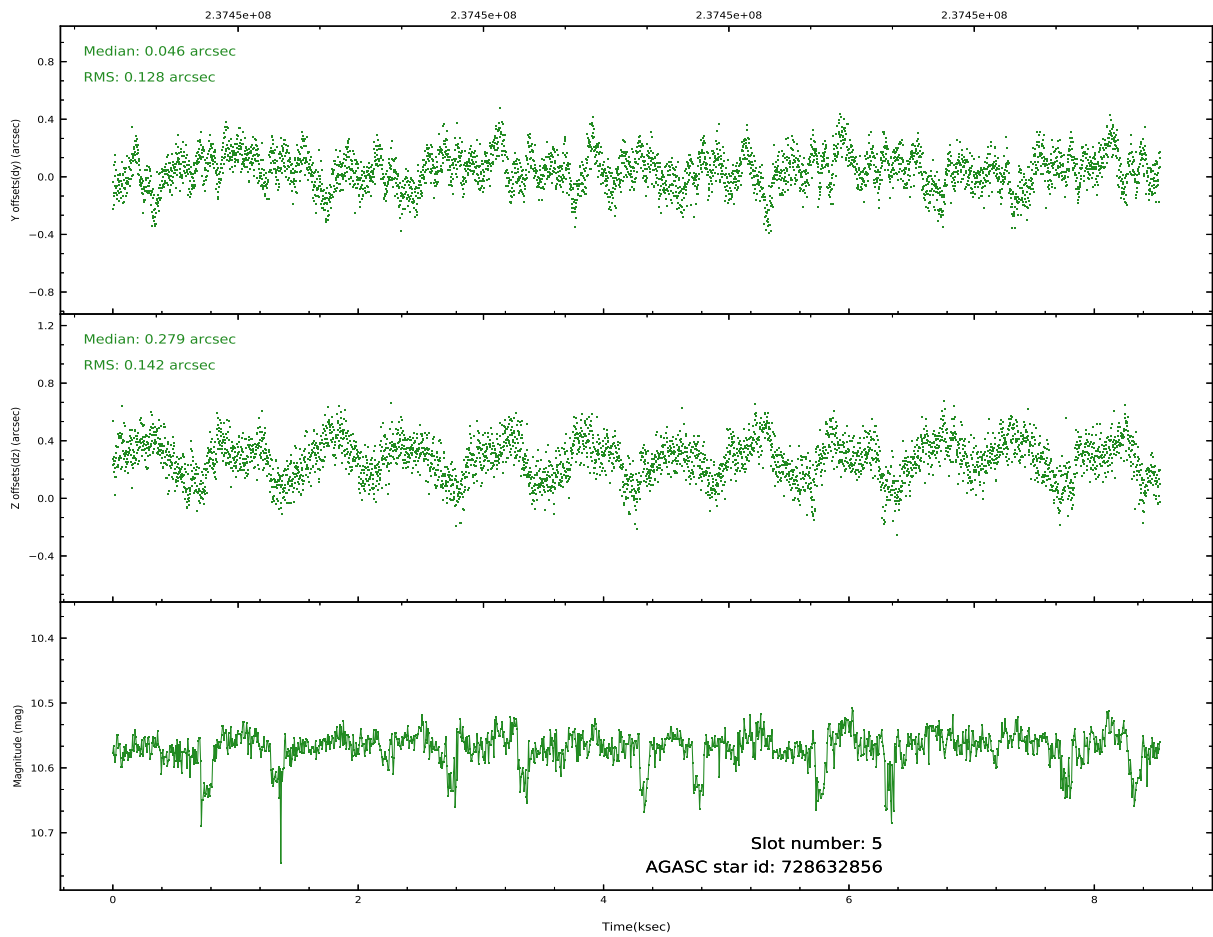
Time (s)



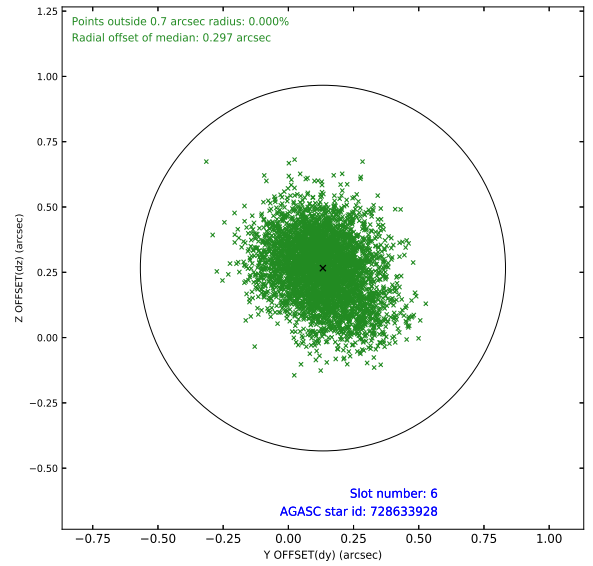
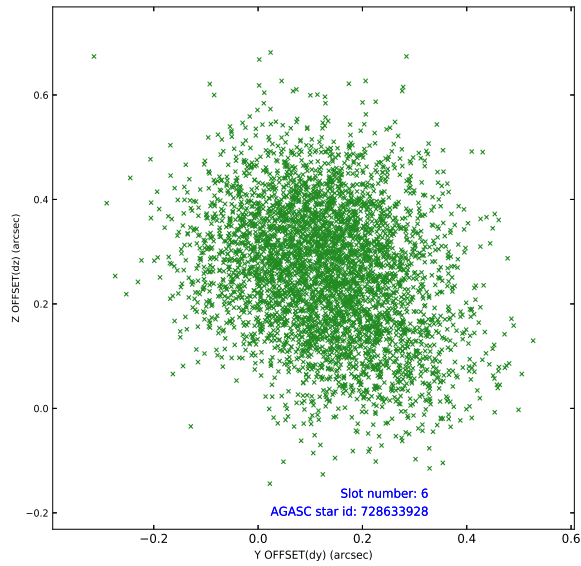
2.4.3 Slot 5



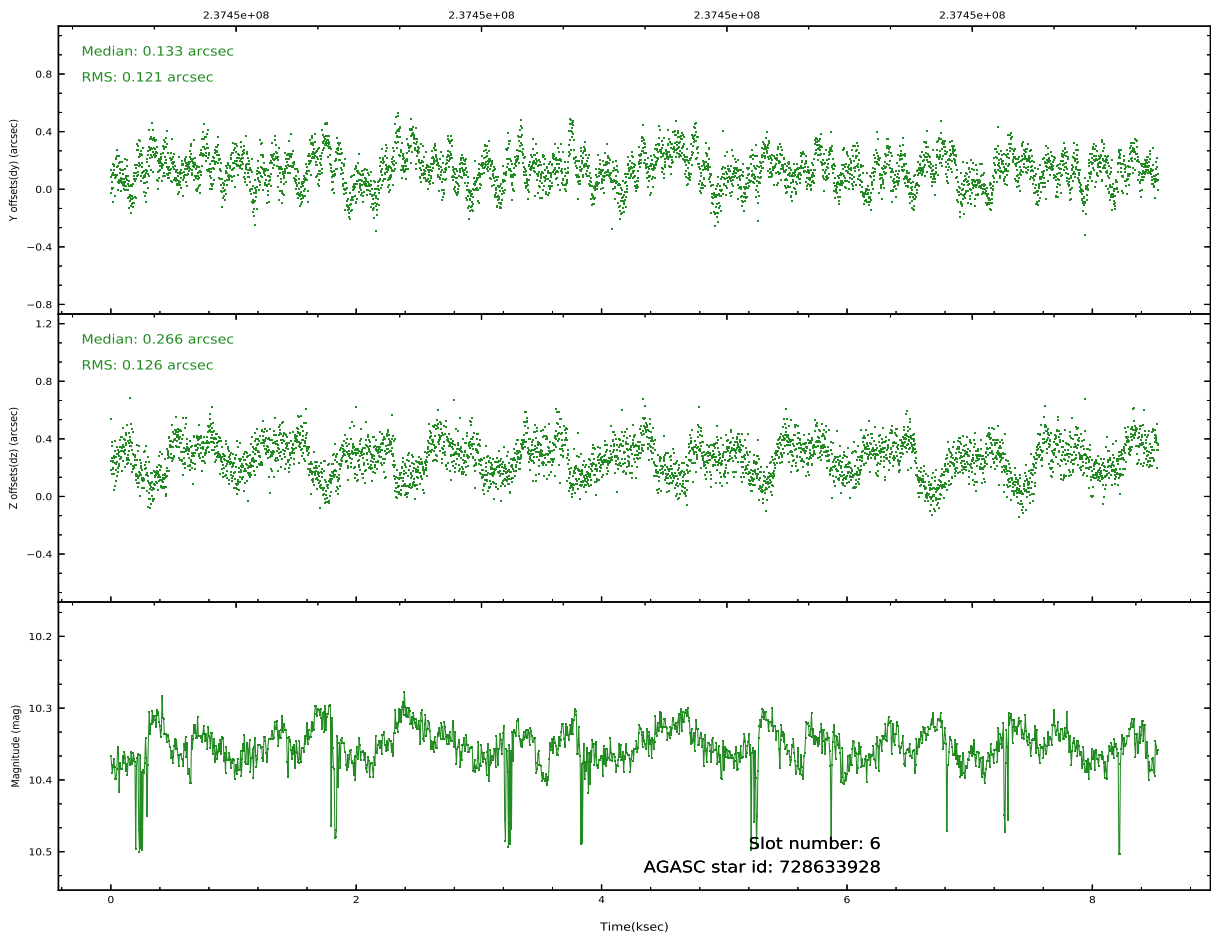
Time (s)



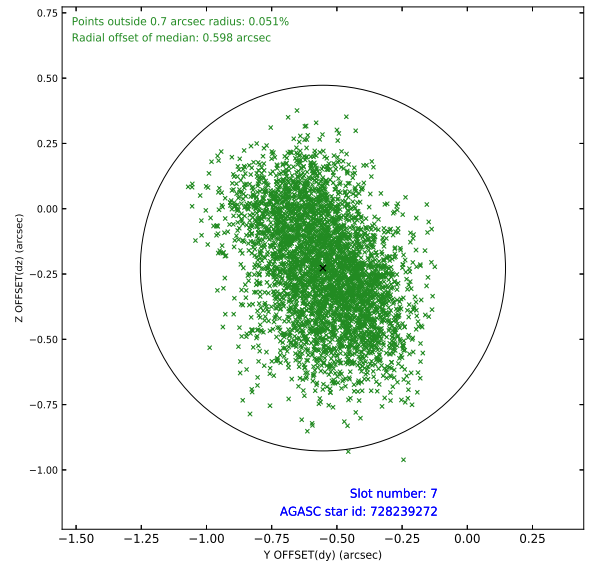
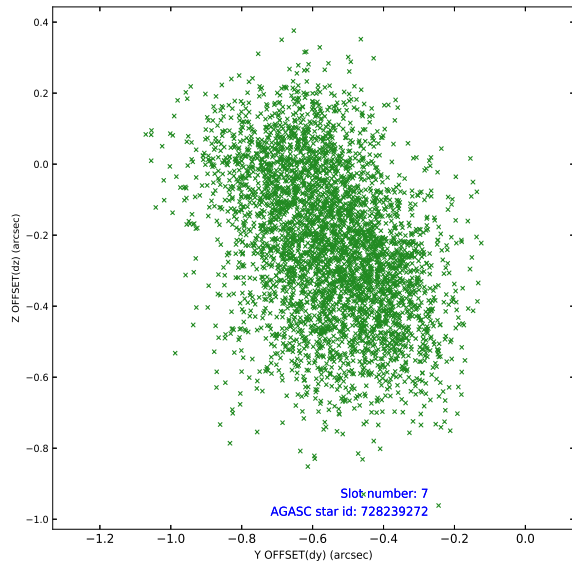
2.4.4 Slot 6



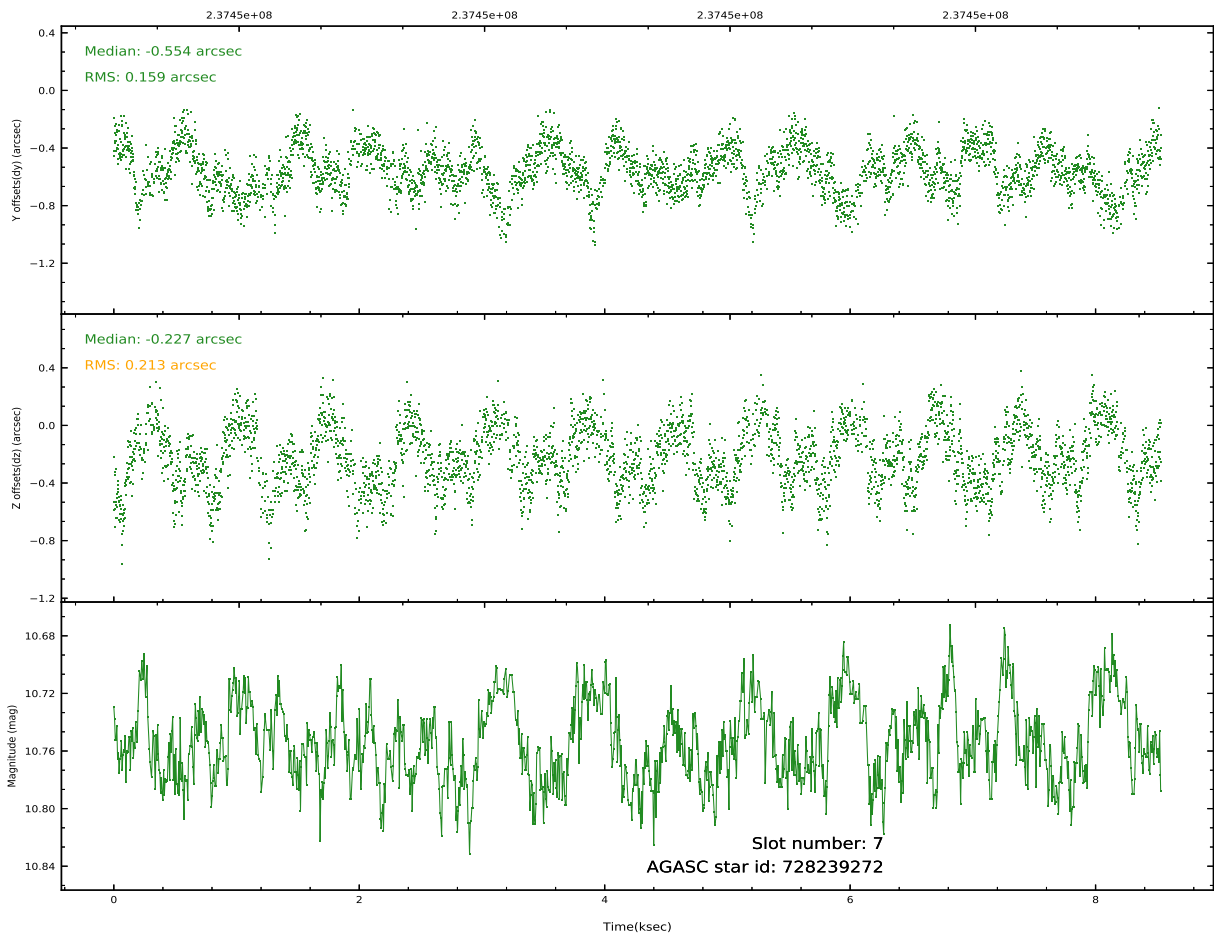
Time (s)



2.4.5 Slot 7

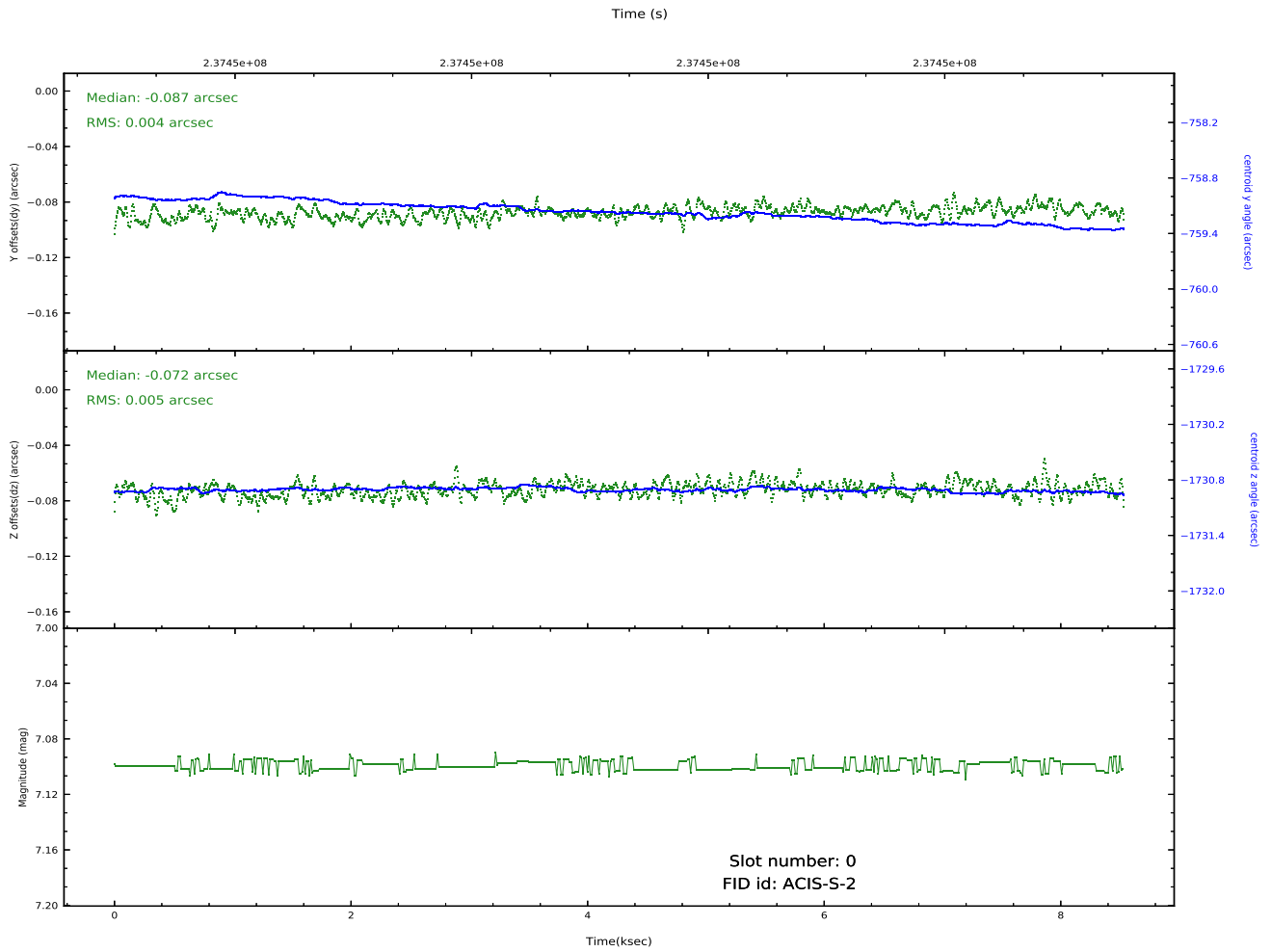
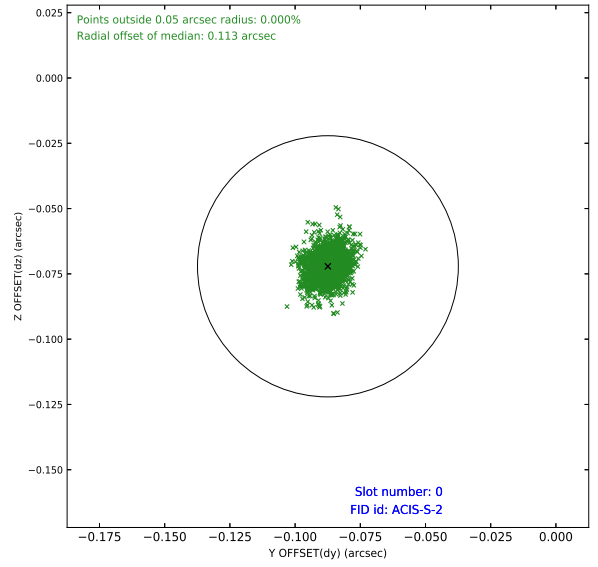
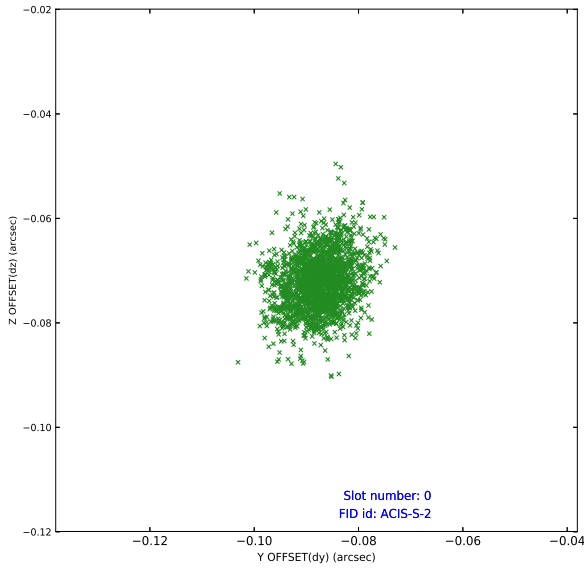


Time (s)

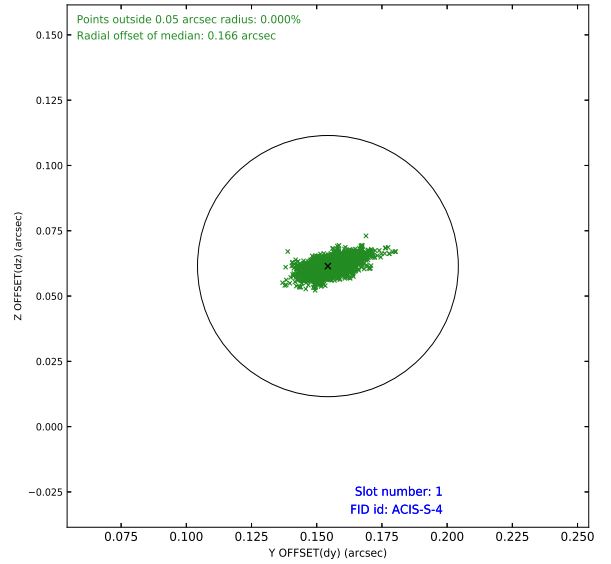
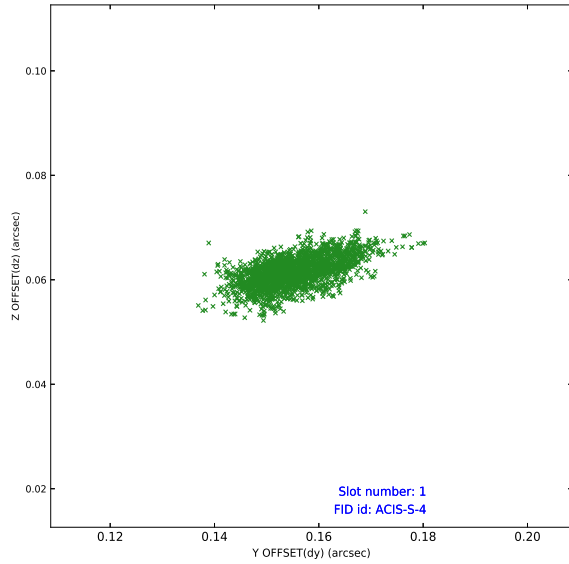


2.5 FID Slots

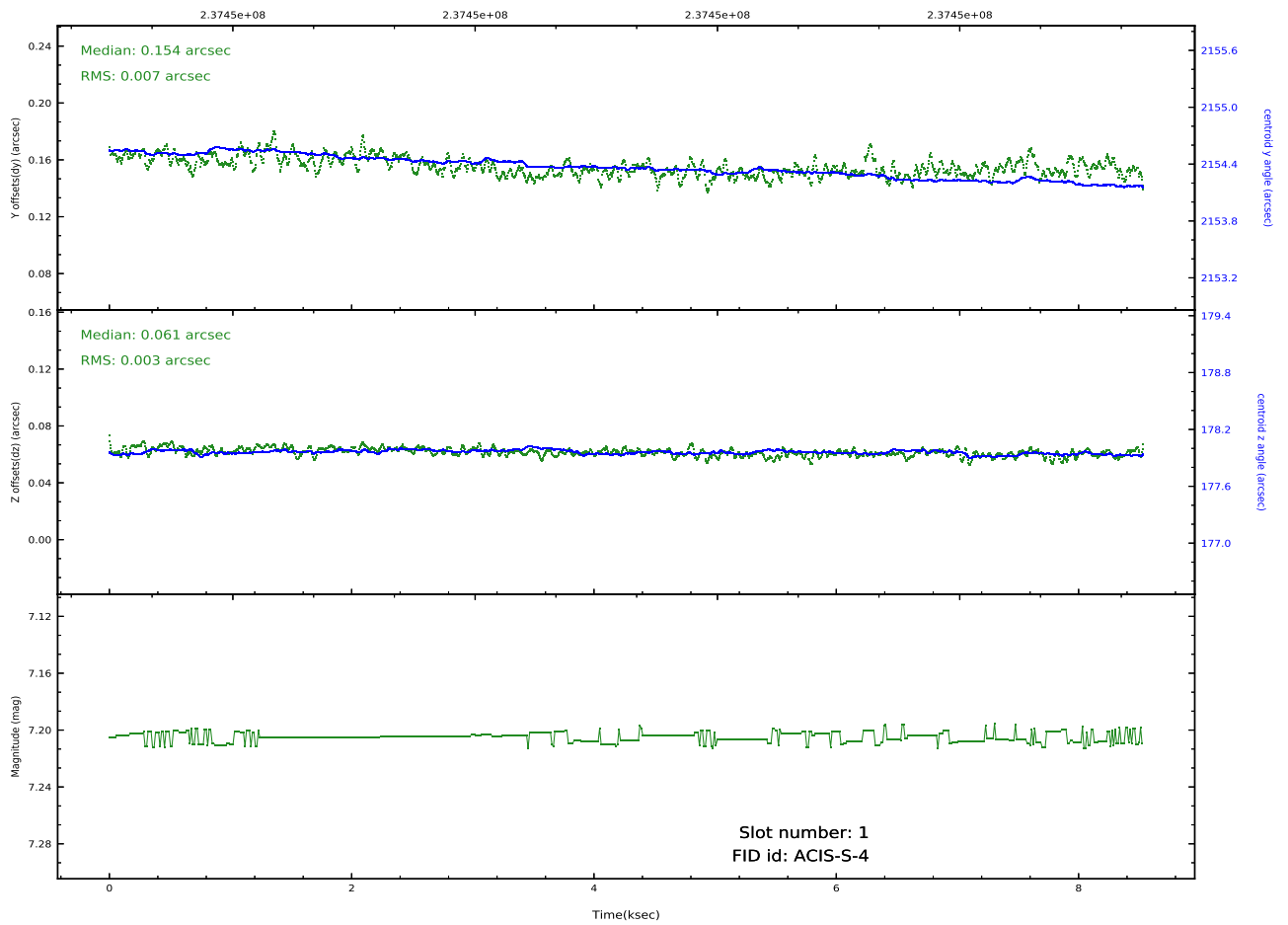
2.5.1 Slot 0



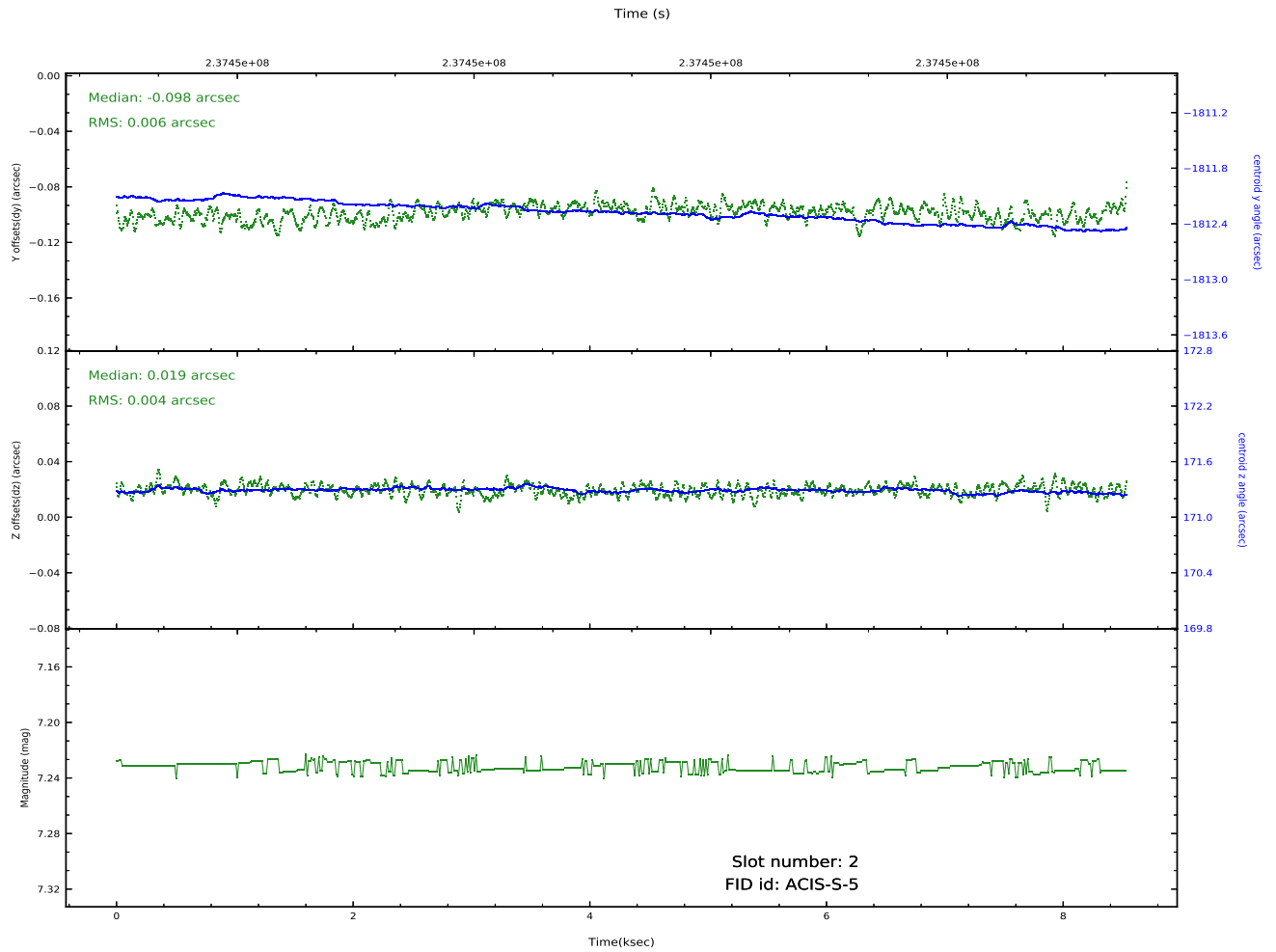
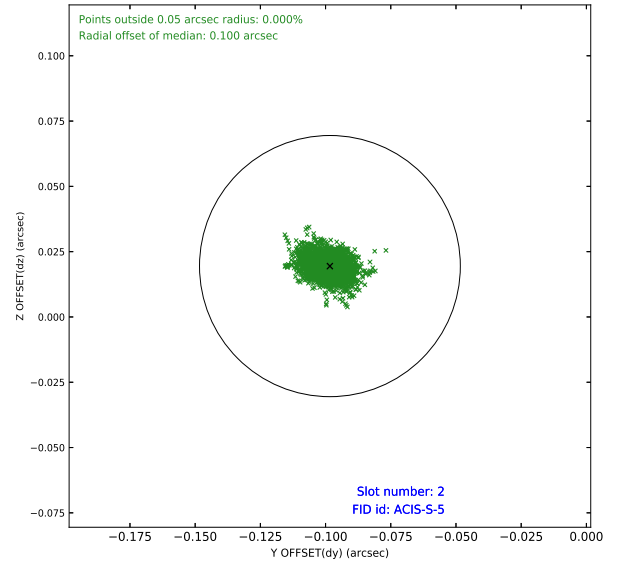
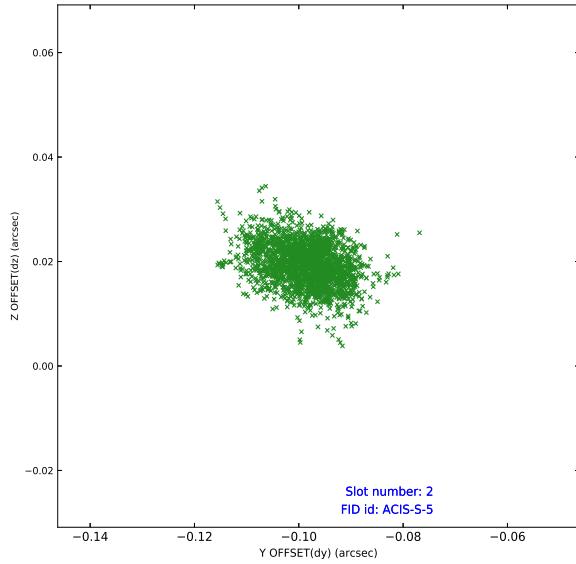
2.5.2 Slot 1



Time (s)



2.5.3 Slot 2



A Summary

A.1 Status

V&V Scientist	Beth Sundheim
V&V Date (YYYY-MM-DD)	2020.10.15
V&V Edition	1
V&V Disposition and Status	OK
V&V Charge Time	8.534399

A.2 Comments

This is an observation of a moving target. Event positions are in the reference frame of Chandra, not of the comet. Users should run a software tool such as `sso_freeze` to reposition the events in the reference frame of the comet.