

V&V Reference Report

L2 ASCDS Version : 8.4.4

Observation 9049 - L2 Version 2
Chandra X-Ray Center

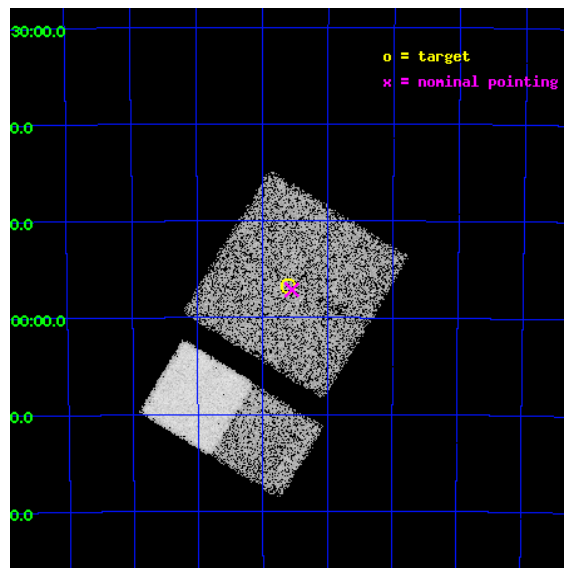
L2 Processing Date : May 21 2012

Contents

1	Front	2
2	OBI	3
2.1	OBI	3
2.1.1	Images	3
2.1.2	Bias	3
2.1.3	Parameters	4
2.1.4	Events	4
2.2	Compared Parameters	5
2.3	Aspect	6
2.4	Star Slots	9
2.4.1	Slot 3	9
2.4.2	Slot 4	10
2.4.3	Slot 5	11
2.4.4	Slot 6	12
2.4.5	Slot 7	13
2.5	FID Slots	14
2.5.1	Slot 0	14
2.5.2	Slot 1	15
2.5.3	Slot 2	16
A	Summary	17
A.1	Status	17
A.2	Comments	17

1 Front


seq_num	400900	Sequence number
obs_id	9049	Observation id
title	Localization and Spectra of INTEGRAL-Selected Sources in the Galactic Plane	Proposal title
observer	Dr. John Tomsick	Principal investigator
object	IGR J13186-6257	Source name
dtcycle	0	
cycle	P	events from which exps? Prim/Second/Both
ra_targ	199.65	Observer's specified target RA [deg]
dec_targ	-62.946111	Observer's specified target Dec [deg]
ra_nom	199.63755527877	Nominal RA [deg]
dec_nom	-62.952475540629	Nominal Dec [deg]
roll_nom	211.44994140374	Nominal Roll [deg]
revision	2	Processing version of data
ontime	5126.3999809623	Sum of GTIs [s]
livetime	5061.4864176559	Livetime [s]
ontime0	5126.3999809623	Sum of GTIs [s]
ontime1	5126.3999809623	Sum of GTIs [s]
ontime2	5126.3999809623	Sum of GTIs [s]
ontime3	5126.3999809623	Sum of GTIs [s]
ontime6	5126.3999809623	Sum of GTIs [s]
ontime7	5126.3999809623	Sum of GTIs [s]
l2events	57229	Number of level 2 events




2 OBI

2.1 OBI

2.1.1 Images



2.1.2 Bias



2.1.3 Parameters

obi_num	0	Obi number	sched_exp_time	5000.000000	[s] Scheduled observation exposure time
ascdsver	8.4.4	Processing system revision	ontime	5126.3999809623	Sum of GTIs [s]
caldbver	4.4.9	 	ontime0	5126.3999809623	Sum of GTIs [s]
date	2012-05-21T08:58:38	Date and time of file creation	ontime1	5126.3999809623	Sum of GTIs [s]
revision	2	Processing version of data	ontime2	5126.3999809623	Sum of GTIs [s]
			ontime3	5126.3999809623	Sum of GTIs [s]
			ontime6	5126.3999809623	Sum of GTIs [s]
			ontime7	5126.3999809623	Sum of GTIs [s]
			l1events	375418	Number of level 1 events

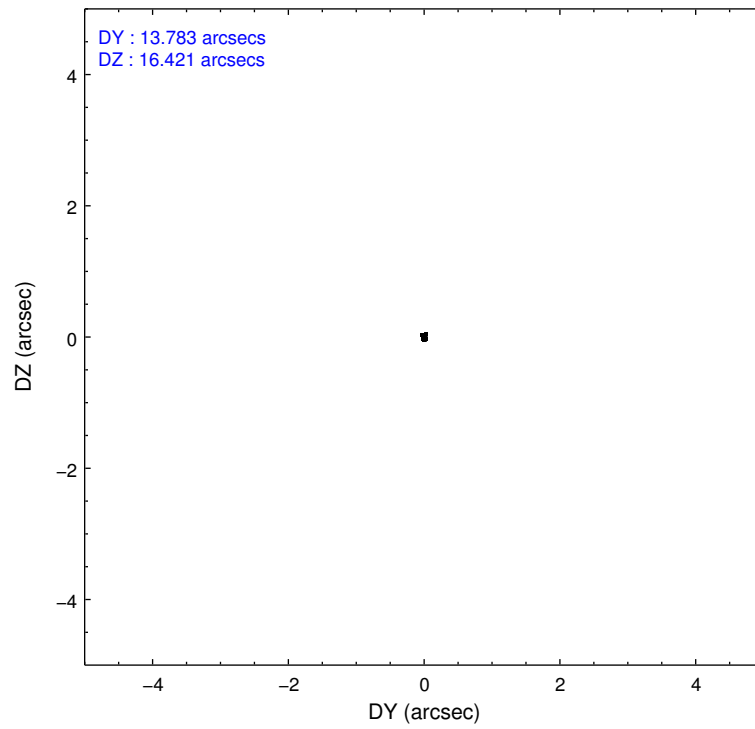
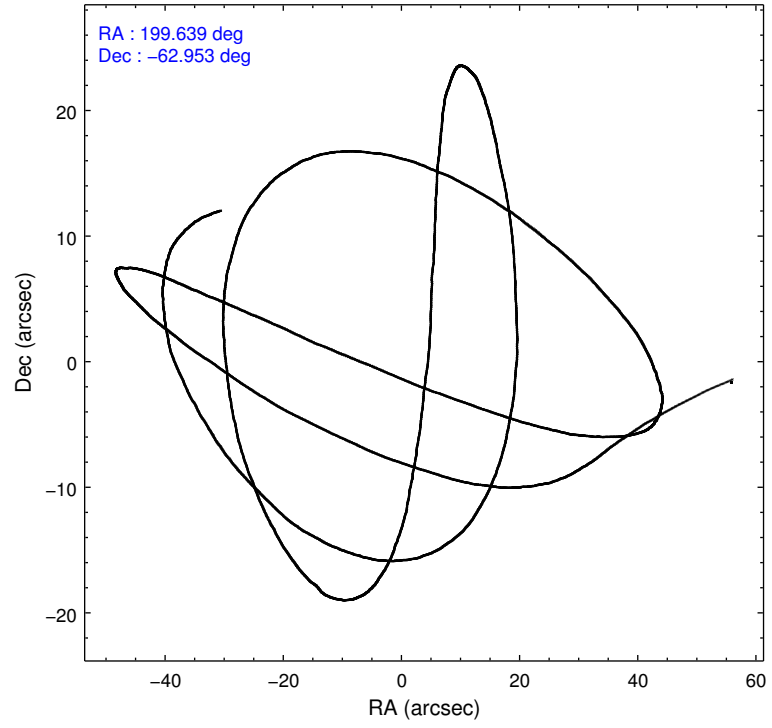
2.1.4 Events

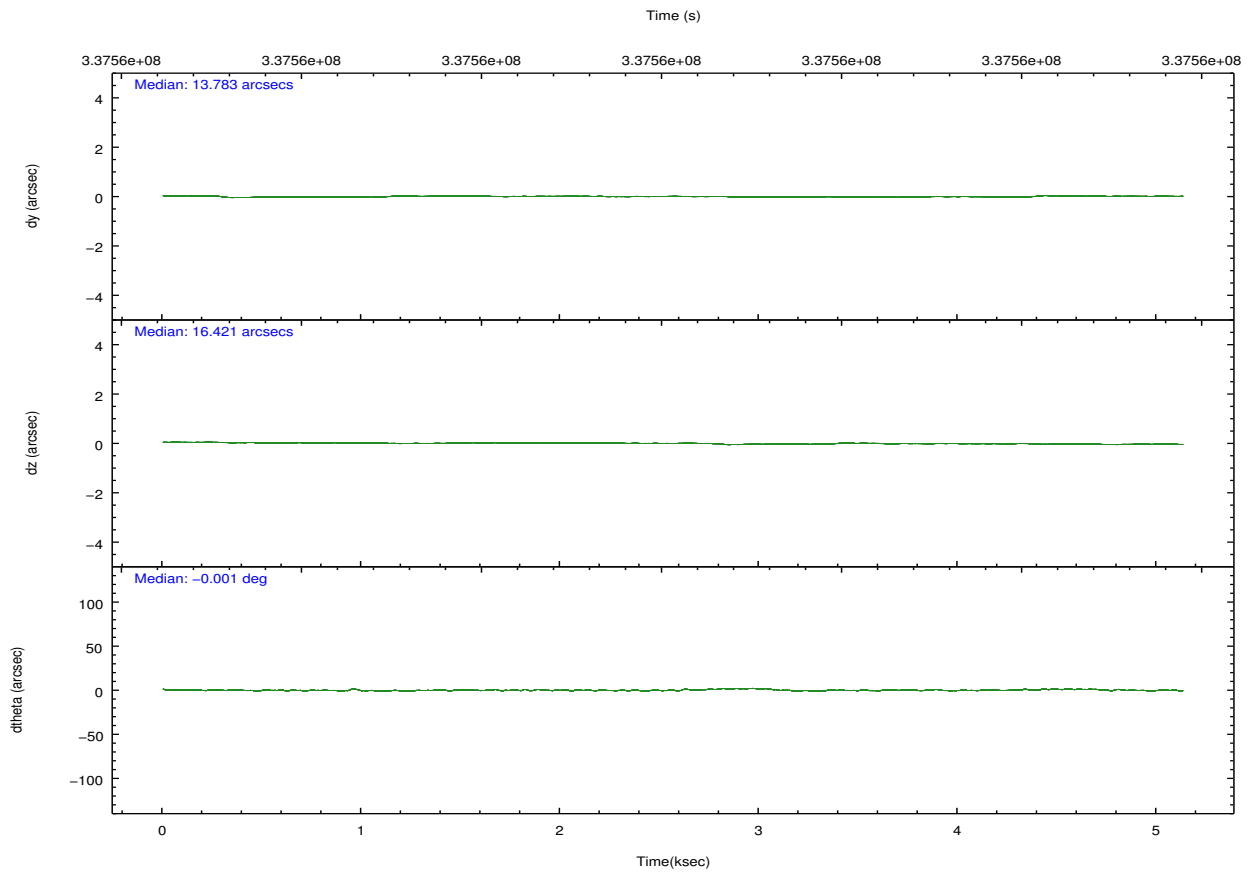
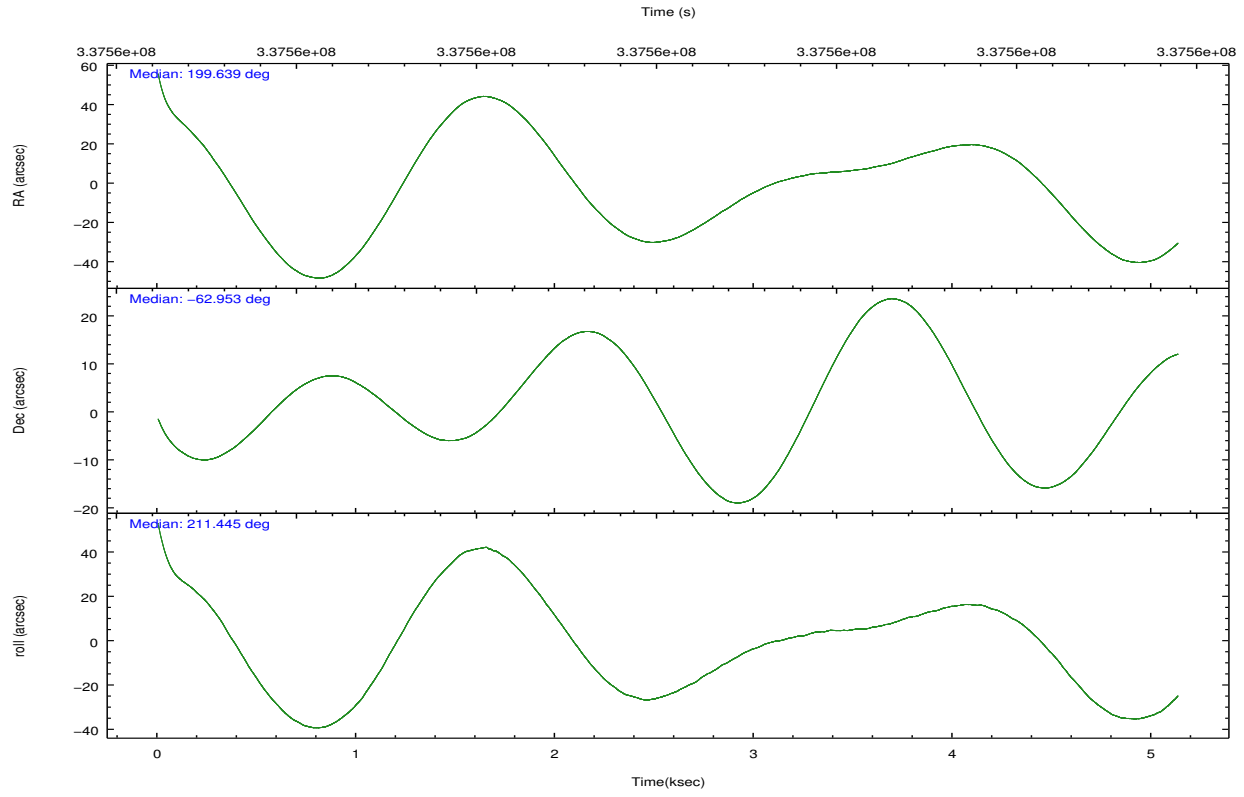
	ccd 0	ccd 1	ccd 2	ccd 3	ccd 6	ccd 7		ccd 0	ccd 1	ccd 2	ccd 3	ccd 6	ccd 7
level 1 events	55694	56522	59771	59355	60293	83783	grade 0 events	3403	3234	3674	3309	3105	2983
rejected events	49207	49598	53103	53141	53741	54381		6%	5%	6%	5%	5%	3%
rejected %	88%	87%	88%	89%	89%	64%	grade 1 events	41	44	37	50	35	93
								0%	0%	0%	0%	0%	0%
							grade 2 events	1672	1833	1664	1445	1677	7086
								3%	3%	2%	2%	2%	8%
							grade 3 events	666	727	599	673	667	2937
								1%	1%	1%	1%	1%	3%
							grade 4 events	627	748	661	647	755	2860
								1%	1%	1%	1%	1%	3%
							grade 5 events	2525	2666	2399	2870	2936	7861
								4%	4%	4%	4%	4%	9%
							grade 6 events	1211	1560	1244	1295	1501	18936
								2%	2%	2%	2%	2%	22%
							grade 7 events	45549	45710	49493	49066	49617	41027
								81%	80%	82%	82%	82%	48%

2.2 Compared Parameters

Parameter	Planned	Actual	Parameter	Planned	Actual
Instrument	ACIS	ACIS	Obspar format version number	7	7
Detector	ACIS-012367	ACIS-012367	Obspar file type	PREDICTED	ACTUAL
Grating	NONE	NONE	Obspar update status	NONE	UPDATED
Data mode	FAINT	FAINT	CCD I0 on	Y	Y
Observation mode	POINTING	POINTING	CCD I1 on	Y	Y
[deg] Pointing RA	199.666947	199.6375552787703	CCD I2 on	Y	Y
[deg] Pointing Dec	-62.927982	-62.95247554062905	CCD I3 on	Y	Y
[deg] Pointing Roll	211.267447	211.4499414037428	CCD S0 on	N	N
[mm] SIM focus pos	-0.782348	-0.7809083437167272	CCD S1 on	N	N
[mm] SIM defocus	0	0.001439871863259334	CCD S2 on	O1	Y
[mm] SIM translation stage pos	-233.592463	-233.5874344608287	CCD S3 on	O2	Y
[mm] SIM translation stage offset	0	-0.005018542100998502	CCD S4 on	N	N
[s] Observation start time (MET)	337559625.184000	337558112.68679	CCD S5 on	N	N
Observation start date	2008-09-11T22:32:40	2008-09-11T22:08:32	Number of optional ACIS chips dropped	0	0
[s] Observation end time (MET)	337564625.184000	337565535.22465	On-chip summing requested	N	N
Observation end date	2008-09-11T23:56:00	2008-09-12T00:12:15	Subarray requested	NONE	NONE
Read mode	TIMED	TIMED	Alternating exposures requested	N	N
			[s] Primary exposure time	0.000000	3.2

2.3 Aspect



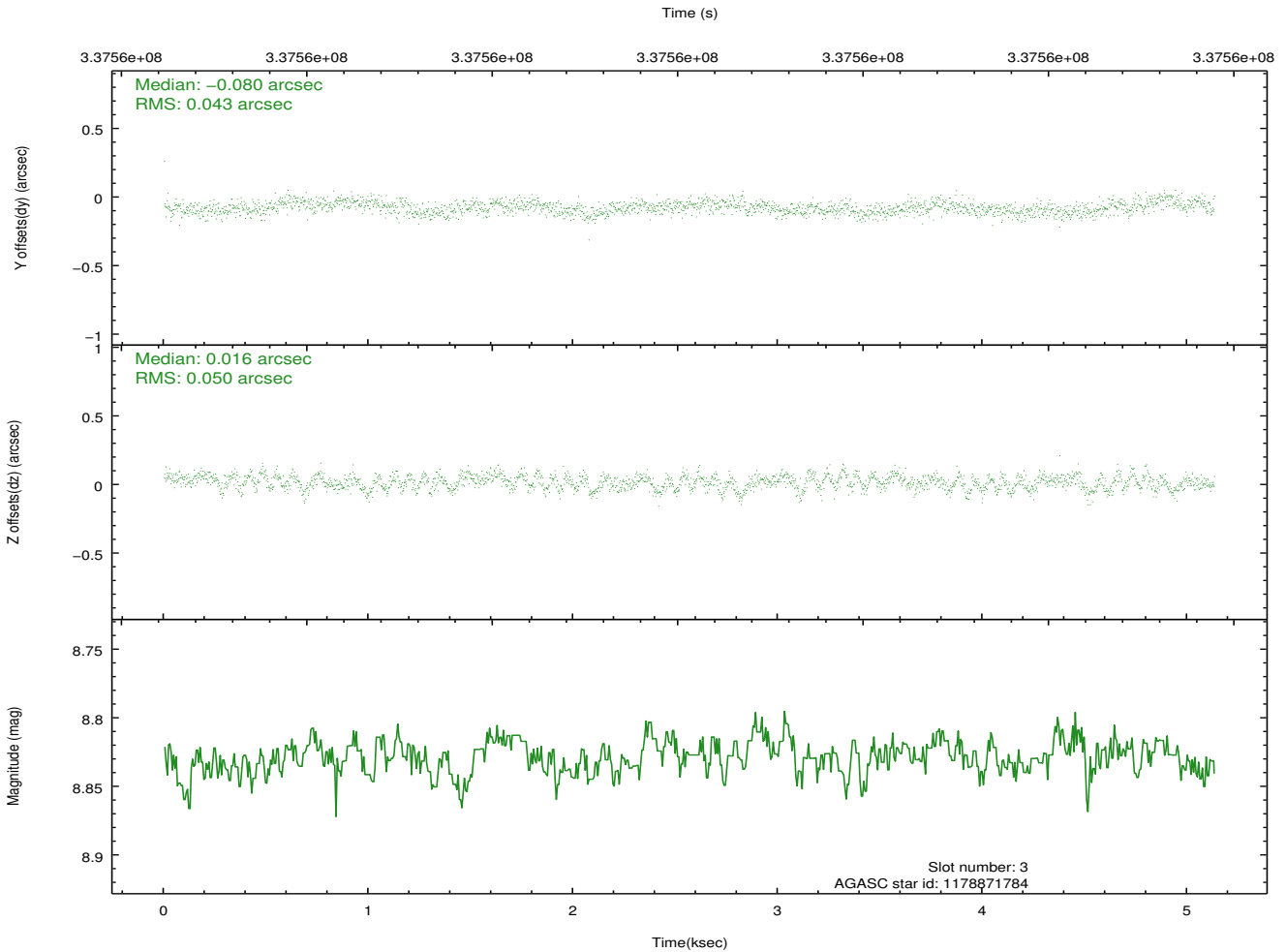
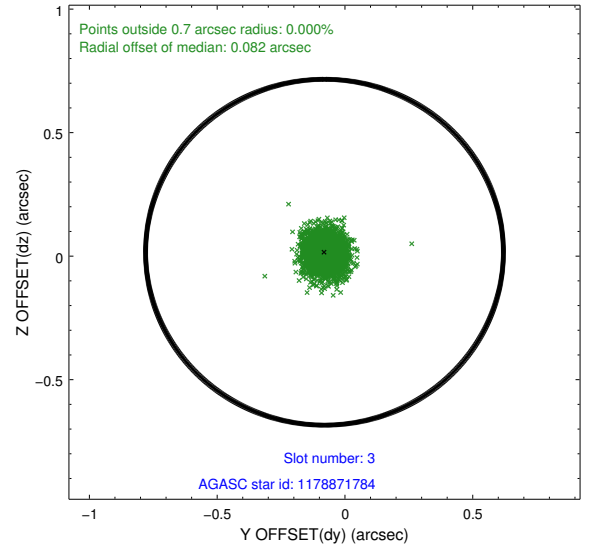
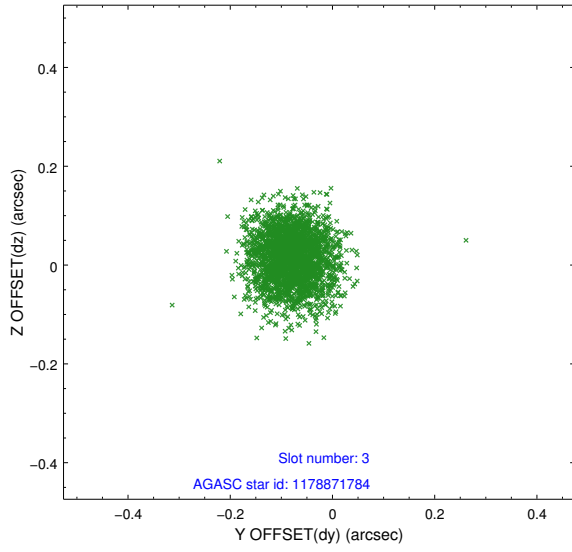


Slot Statistics

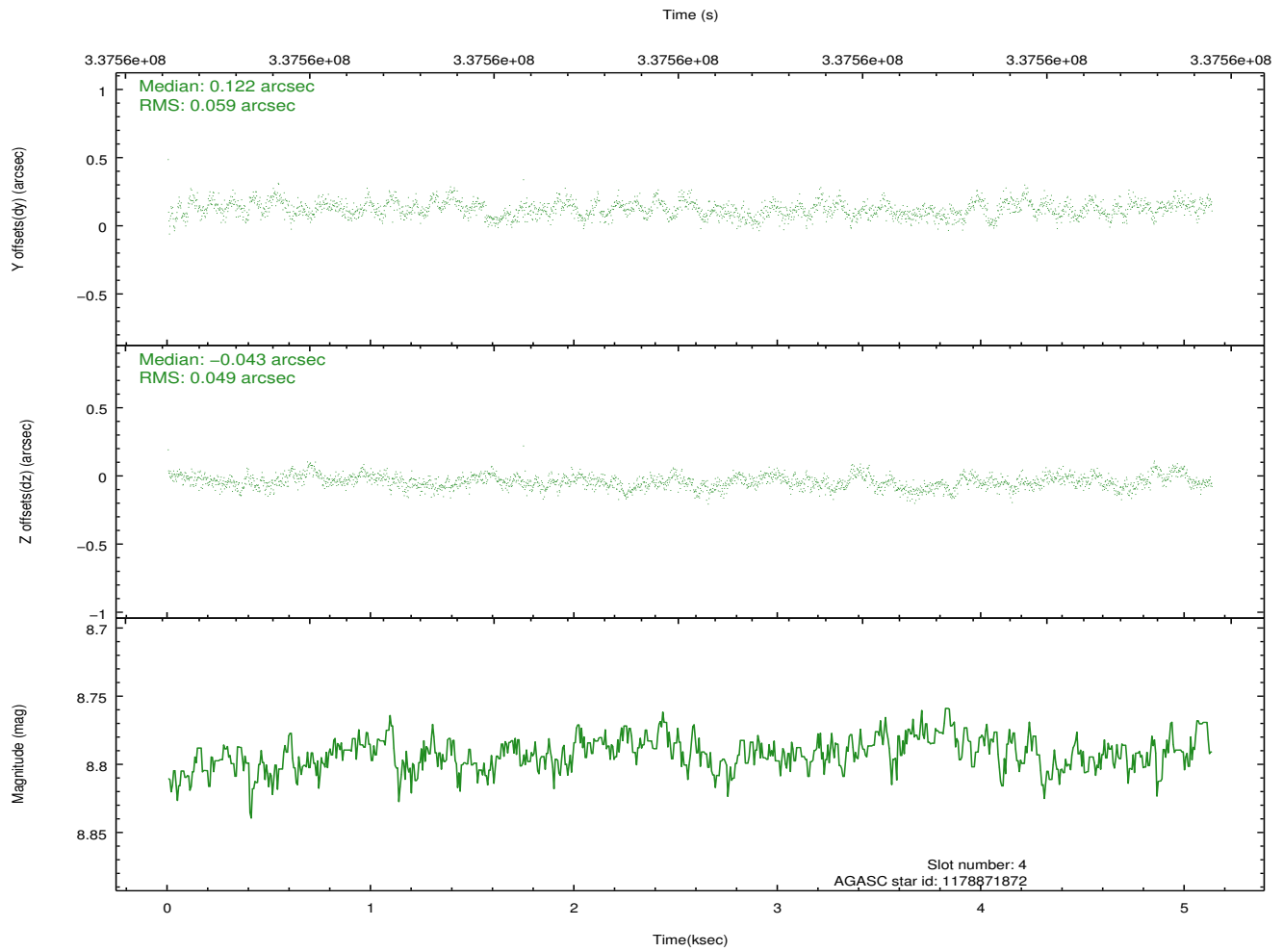
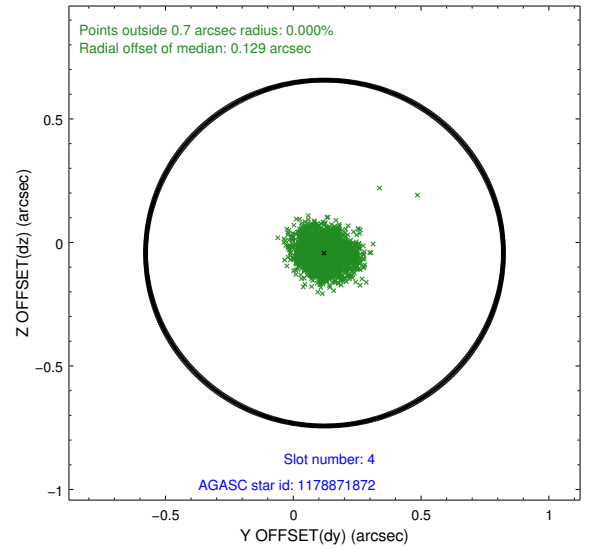
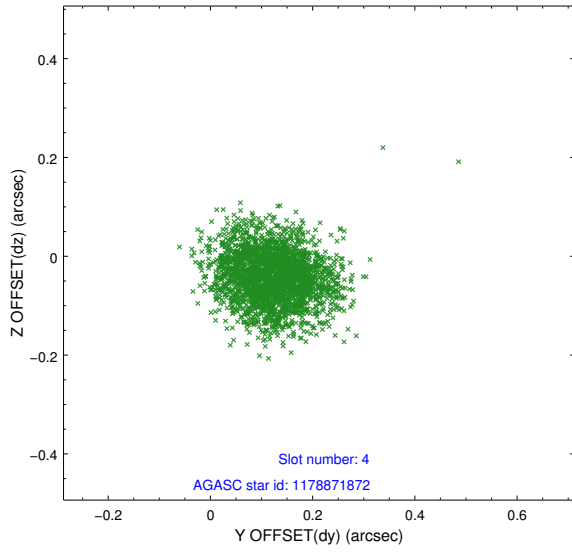
slot	status	id	mag	n_pts	med_dy	med_dz	dr1	dr2	ra	dec	mean_y	mean_z
0	FID	ACIS-I-1	7.00	1252	0.062	-0.031	0.007	0.012	0.000000	0.000000	925.76	-840.10
1	FID	ACIS-I-5	6.99	1252	-0.212	0.065	0.007	0.012	0.000000	0.000000	-1821.94	1056.93
2	FID	ACIS-I-6	7.00	1252	0.058	0.036	0.008	0.015	0.000000	0.000000	390.05	1702.71
3	GUIDE	1178871784	8.83	2503	-0.080	0.016	0.070	0.112	200.173020	-62.379097	-1747.19	-1248.16
4	GUIDE	1178871872	8.79	2504	0.122	-0.043	0.081	0.132	197.989559	-62.815241	2164.11	-1748.58
5	GUIDE	1178877536	8.88	2502	-0.109	0.074	0.084	0.139	201.267945	-63.175844	-1743.78	2139.21
6	GUIDE	1178892392	7.77	2503	-0.018	-0.009	0.062	0.098	199.528609	-63.687116	1605.06	2222.37
7	GUIDE	1178883696	8.26	2502	0.078	-0.036	0.068	0.113	198.548021	-63.373736	2383.40	448.96

2.4 Star Slots

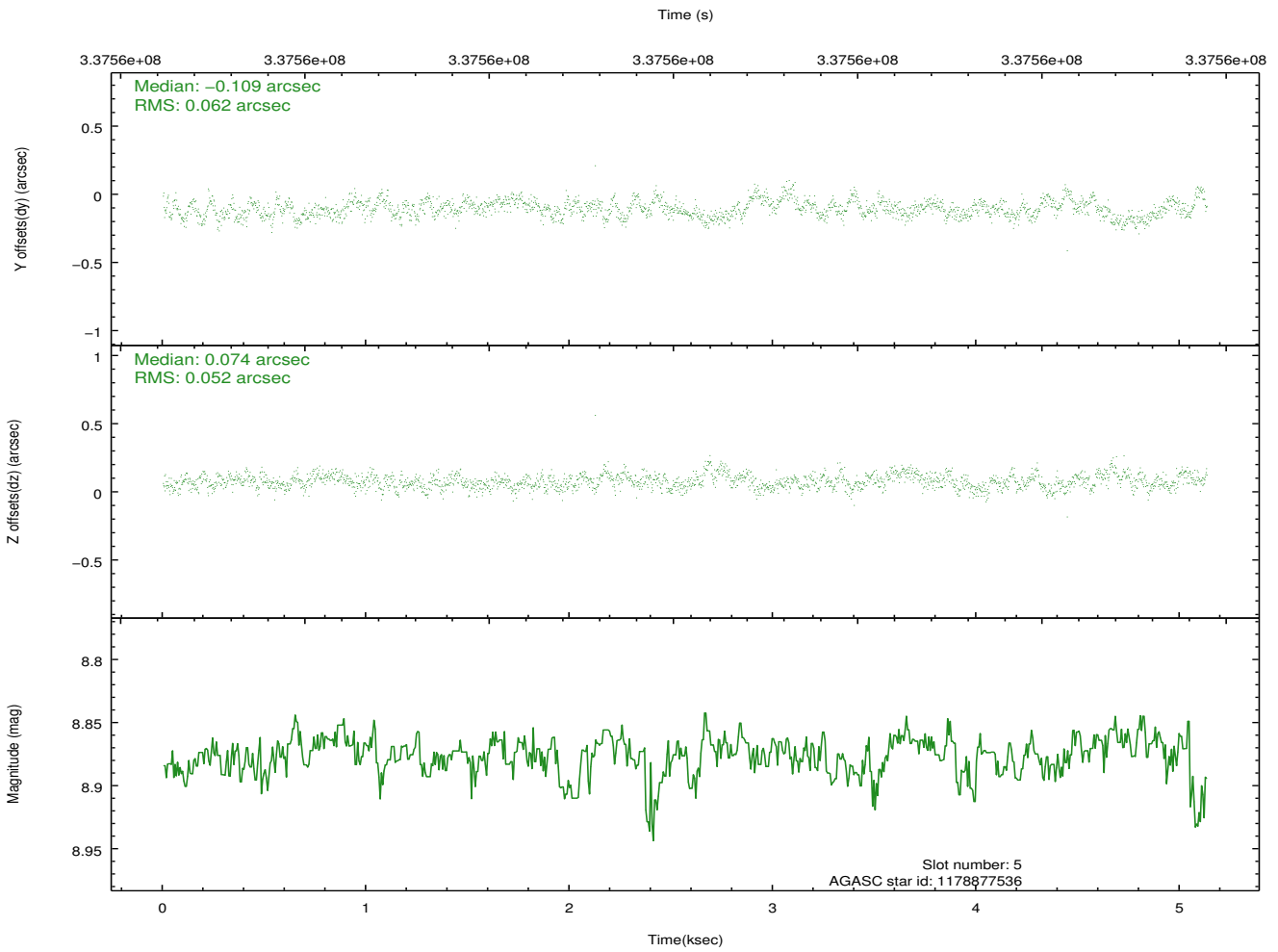
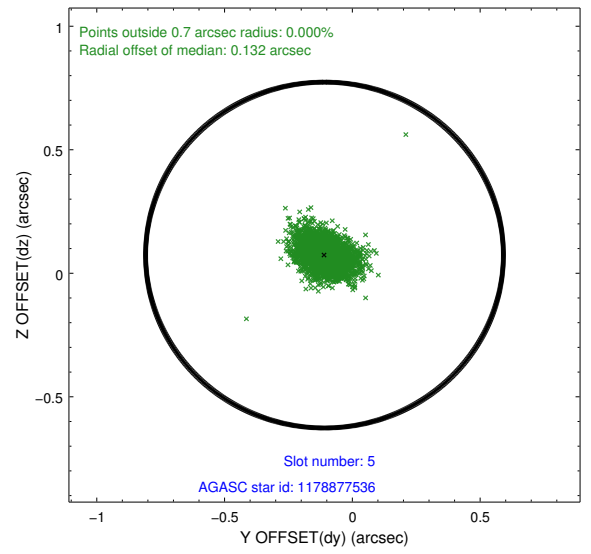
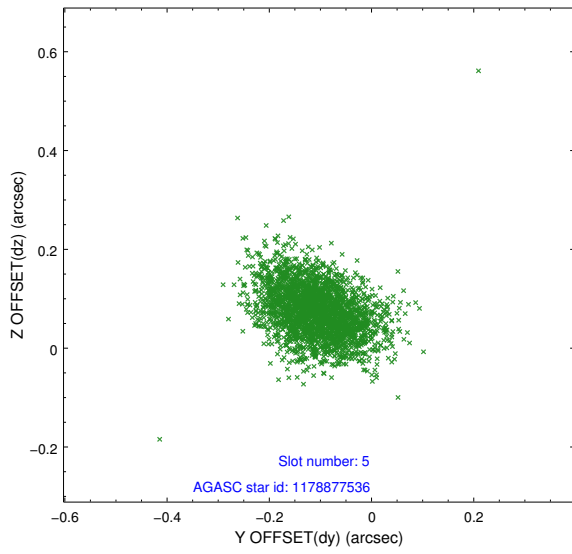
2.4.1 Slot 3



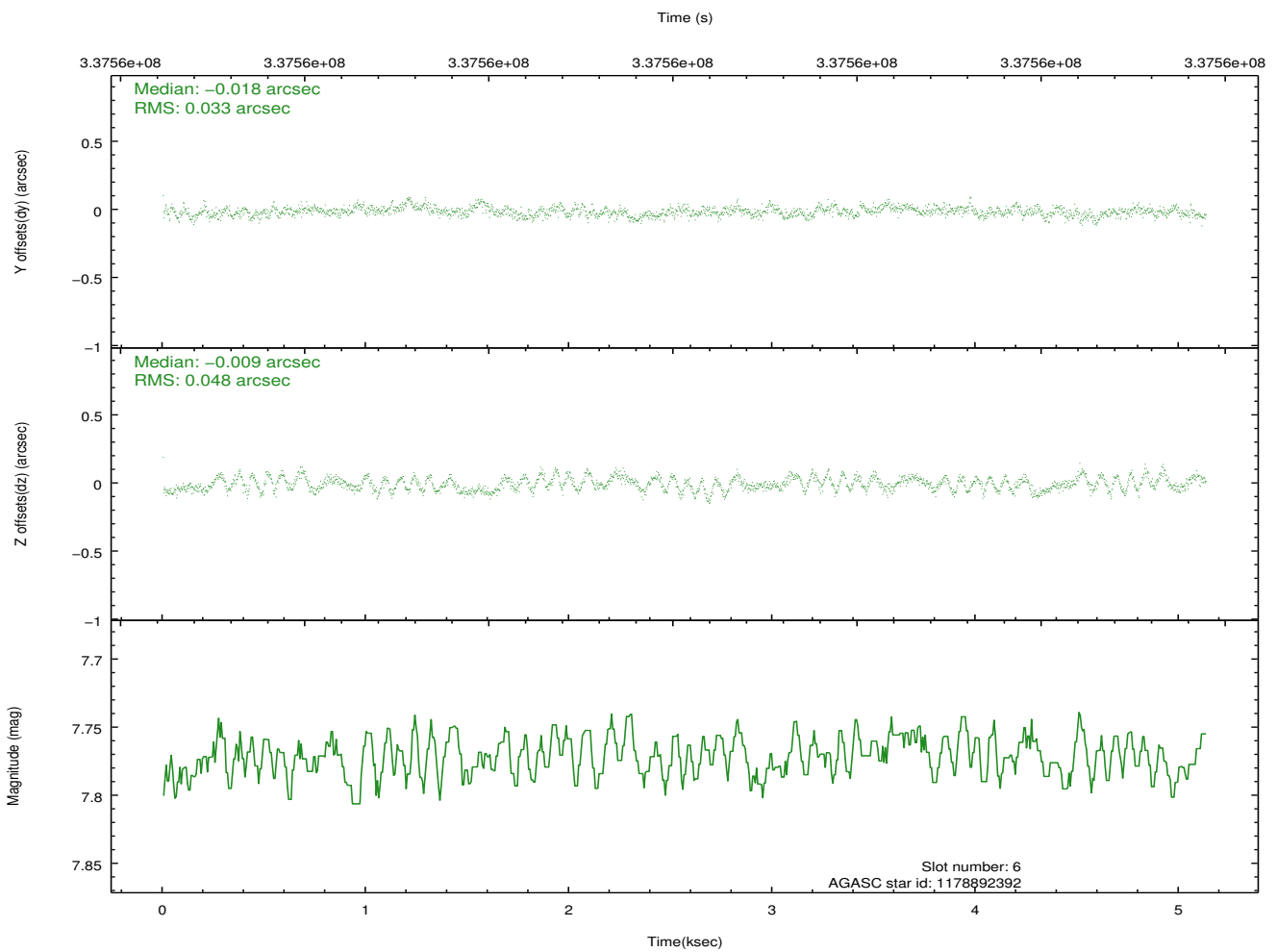
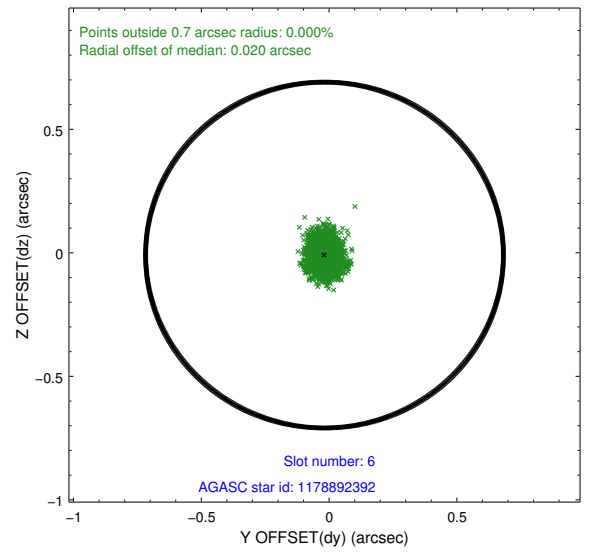
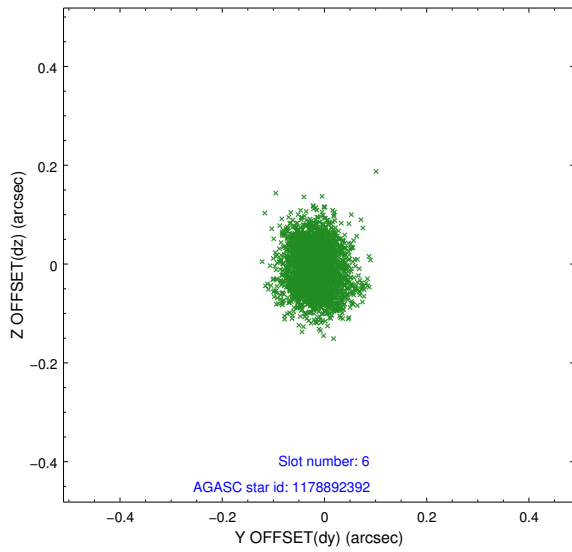
2.4.2 Slot 4



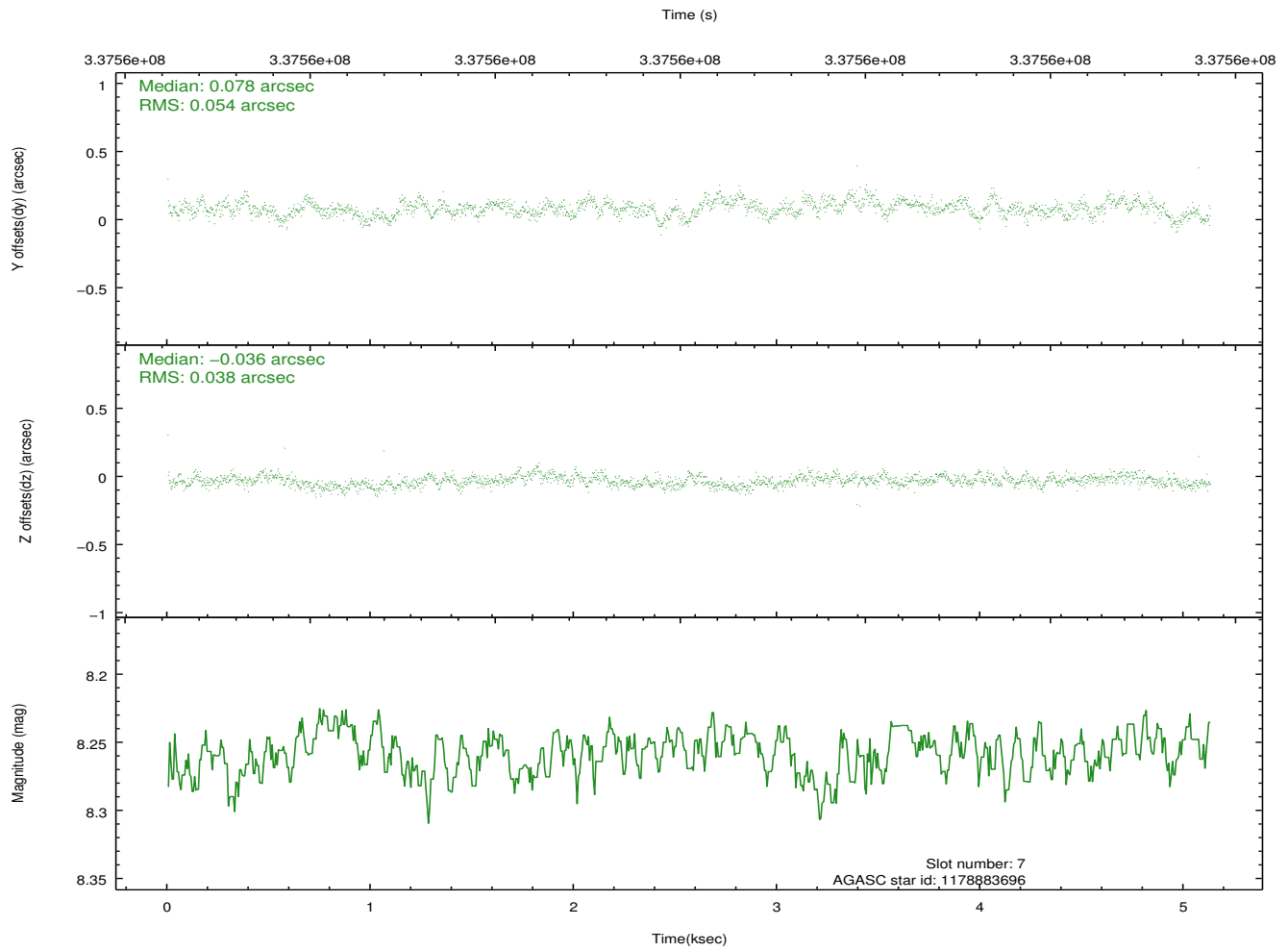
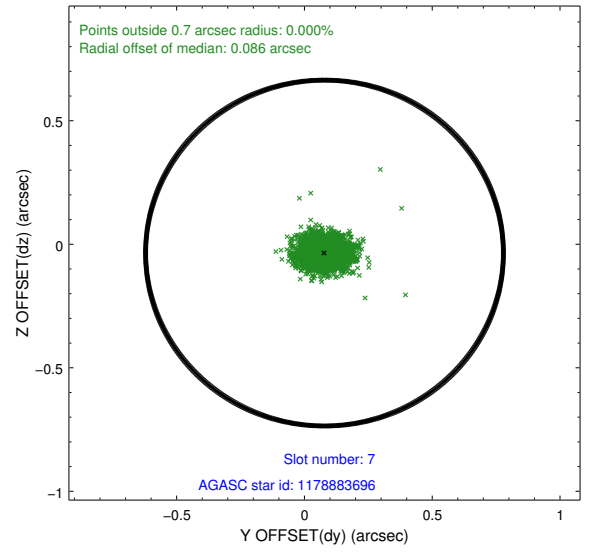
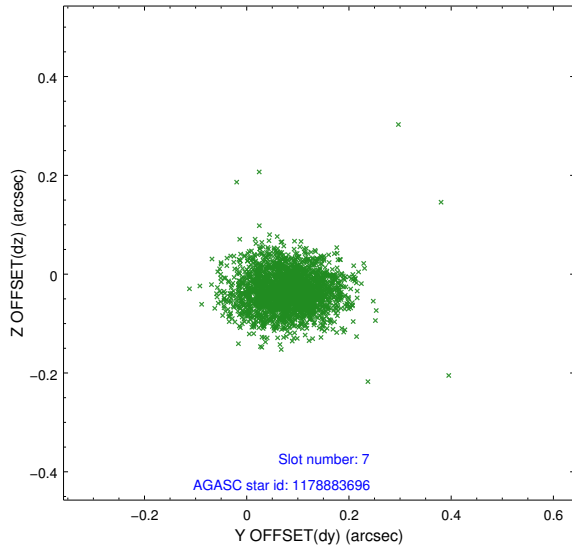
2.4.3 Slot 5



2.4.4 Slot 6

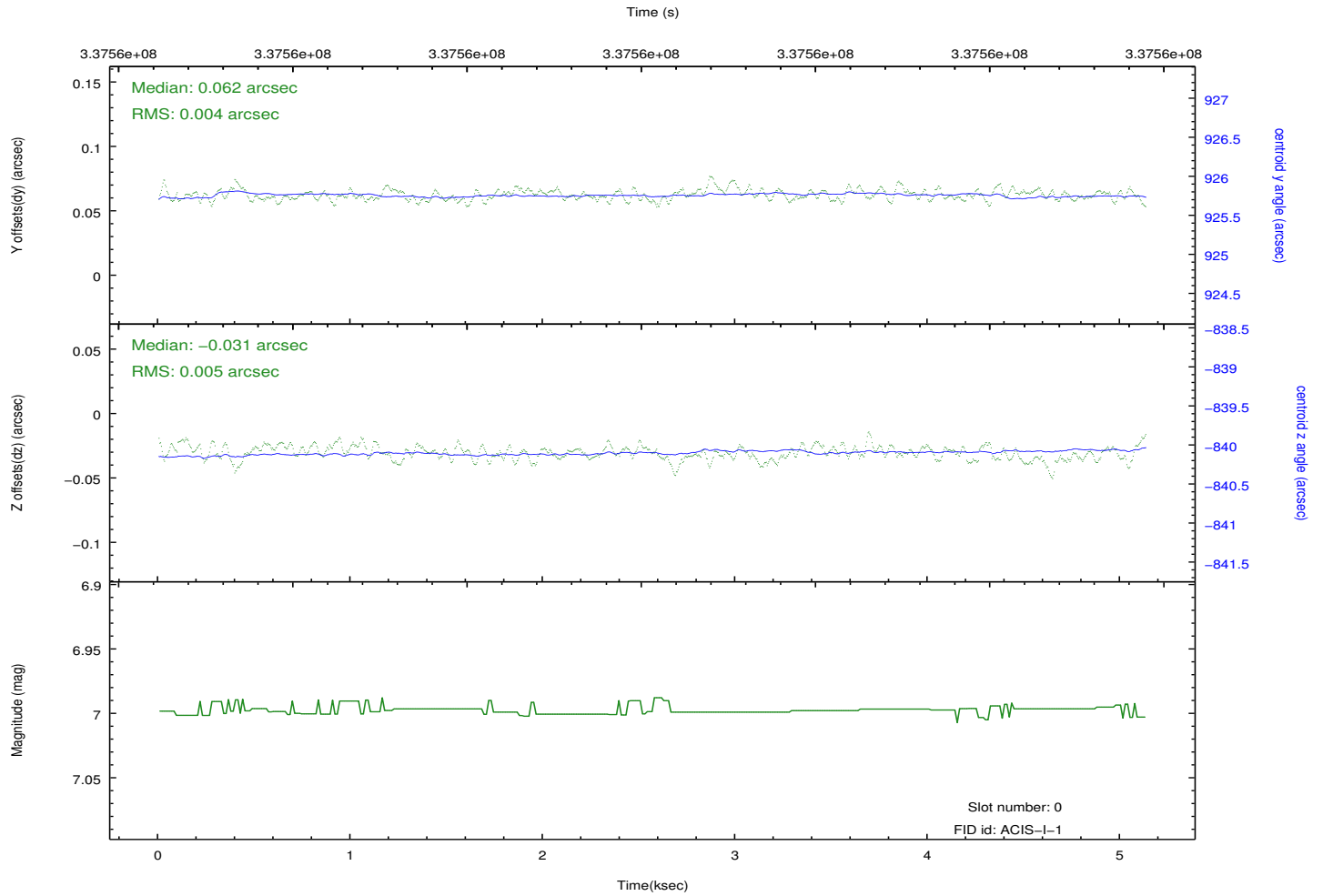
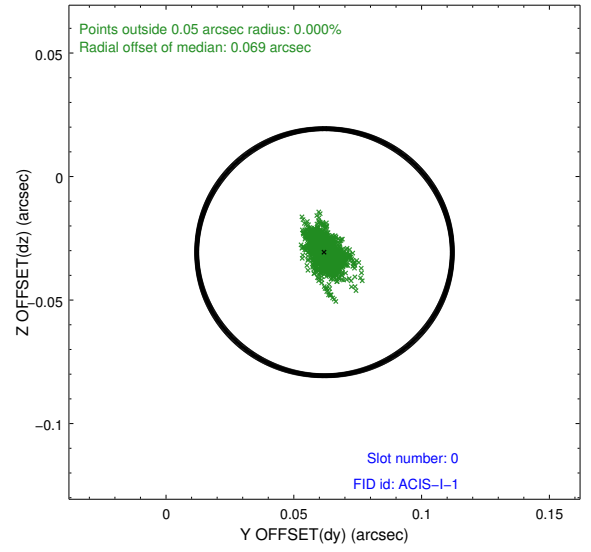
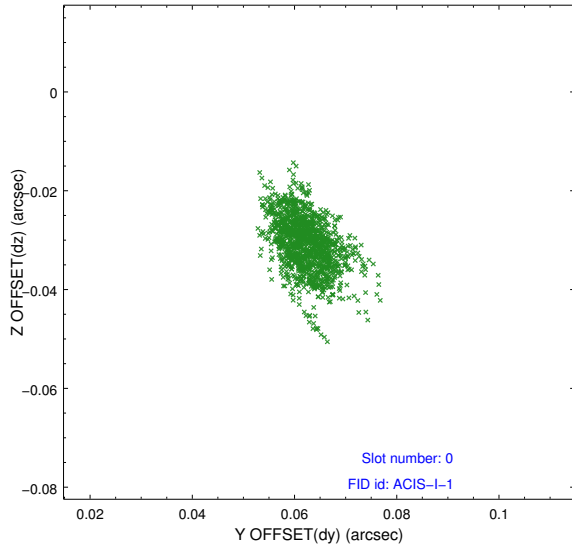


2.4.5 Slot 7

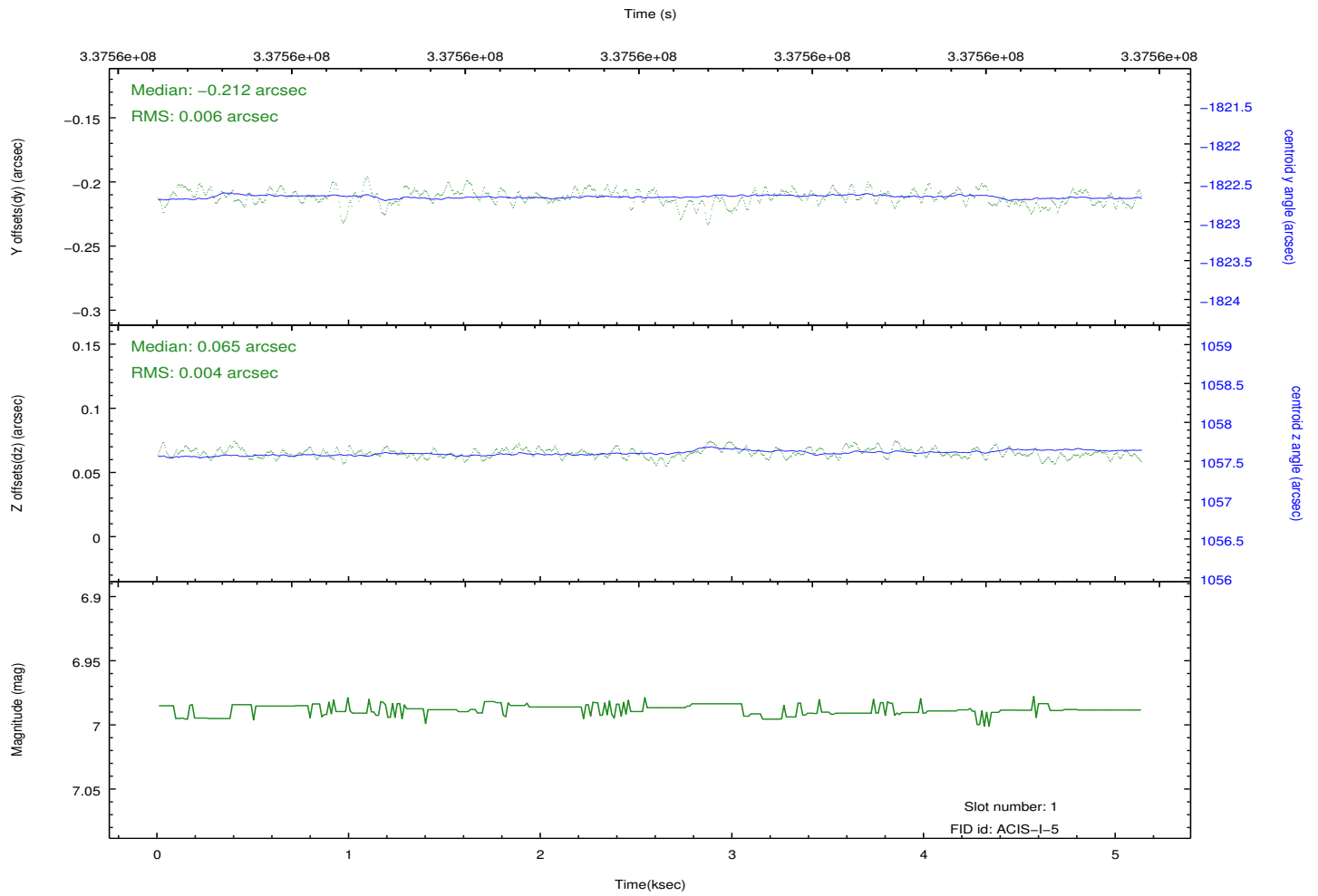
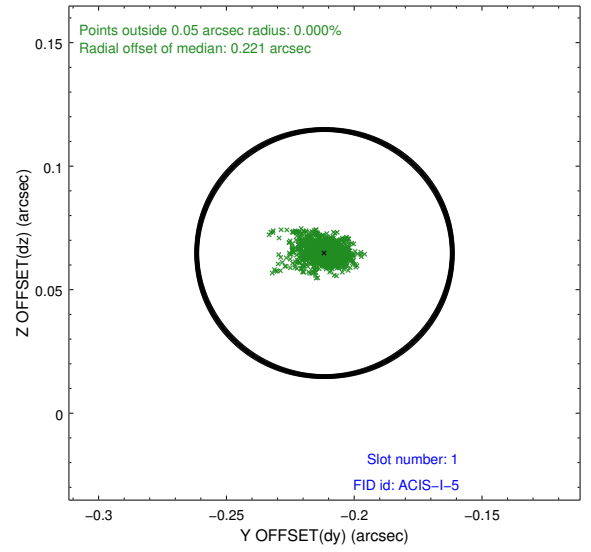
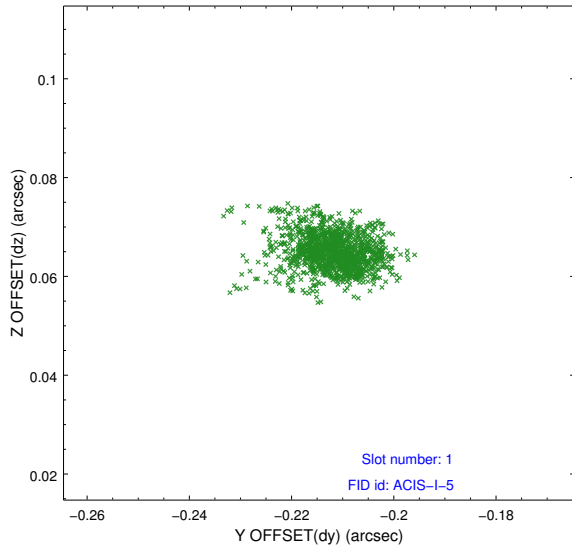


2.5 FID Slots

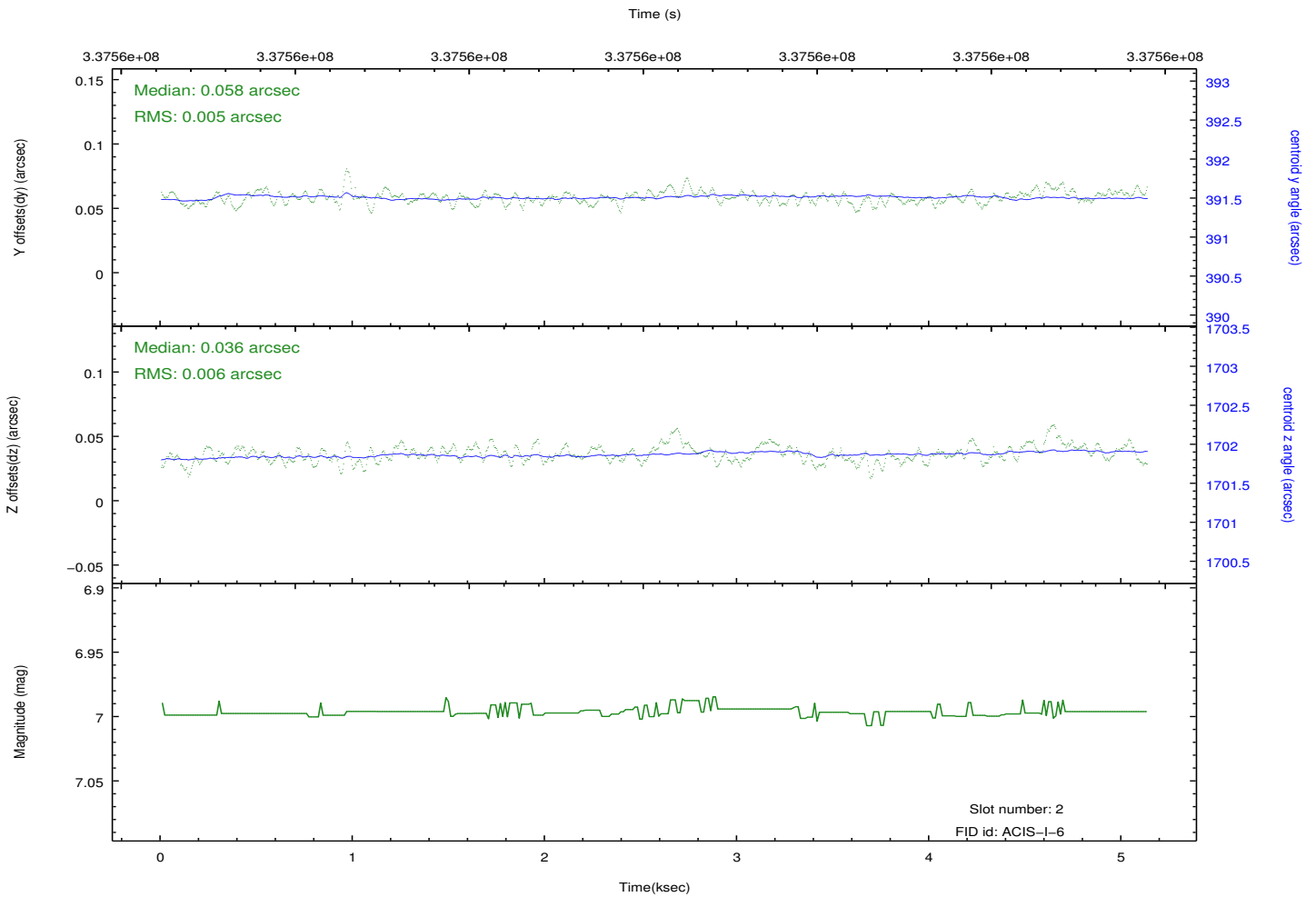
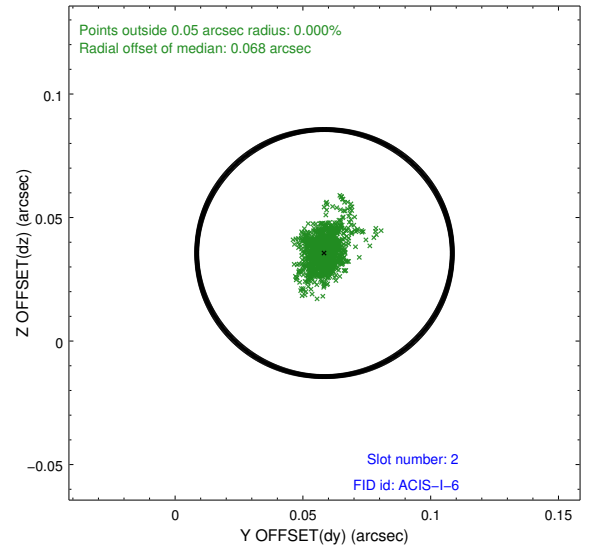
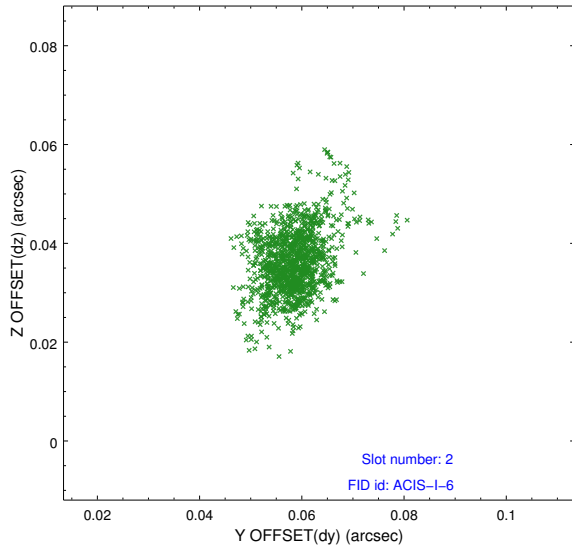
2.5.1 Slot 0



2.5.2 Slot 1



2.5.3 Slot 2



A Summary

A.1 Status

V&V Scientist	Beth Sundheim
V&V Date (YYYY-MM-DD)	2012.05.30
V&V Edition	1
V&V Disposition and Status	OK
V&V Charge Time	5.12639998

A.2 Comments

Joint proposal with NOAO.